

# LOS ALAMOS SCIENTIFIC LABORATORY

OF THE UNIVERSITY OF CALIFORNIA  
LOS ALAMOS, NEW MEXICO

CONTRACT W-7405-ENG.36 WITH THE  
U.S. ATOMIC ENERGY COMMISSION

LOS ALAMOS NATIONAL LABORATORY



3 9338 00349 6816

[REDACTED]  
0370

UNCLASSIFIED  
UNCLASSIFIED

LOS ALAMOS SCIENTIFIC LABORATORY  
of the  
UNIVERSITY OF CALIFORNIA

Report written: MAY 11 1955  
July, 1953

PUBLICLY RELEASABLE  
Per EM Sandoval, FSS-16 Date: 9-21-88  
By J. DeB., CIC-14 Date: 3-11-96

UNCLASSIFIED

LA-1843 This document consists of 26 pages

[REDACTED]

0.3

THE POLAROGRAPHIC BEHAVIOR OF VARIOUS  
METAL IONS IN PLUTONIUM SOLUTIONS

by

C. G. Warren

This document does NOT contain  
information subject to Section 148  
of the Atomic Energy Act.

E. M. Sandoval

SEP 21 1988  
Date

OS-6

Classification changed to UNCLASSIFIED  
by authority of the U. S. Atomic Energy Commission,

Per Topic 1.0591 Rev., CG-W-1 dtd.  
1-30-64  
By REPORT LIBRARY H. Haney, 3-25-64

CHEMISTRY-TRANSURANIC ELEMENTS  
(M-3679, 15th edition)

[REDACTED]

[REDACTED]

0370

UNCLASSIFIED

[REDACTED]

UNCLASSIFIED



LOS ALAMOS NATL. LAB. LIBS  
3 9338 00349 6816

UNCLASSIFIED  
UNCLASSIFIED

0370

CHEMISTRY-TRANSURANIC ELEMENTS  
(M-3679, 15th edition)

Report distributed:	LA-1843
Los Alamos Report Library	1-20
American Machine and Foundry Company	21
Argonne National Laboratory	22-29
Armed Forces Special Weapons Project, Washington	30
Army Chemical Center	31
Atomic Energy Commission, Washington	32-33
Babcock and Wilcox Company	34
Brookhaven National Laboratory	35-36
Carbide and Carbon Chemicals Company (K-25 Plant)	37-38
Carbide and Carbon Chemicals Company (ORNL)	39-42
Chicago Patent Group	43
Commonwealth Edison Company	44
Detroit Edison Company	45
Dow Chemical Company (Rocky Flats)	46
duPont Company, Augusta	47-50
Foster Wheeler Corporation	51
General Electric Company (ANPD)	52
General Electric Company (APS)	53
General Electric Company, Richland	54-57
Goodyear Atomic Corporation	58-59
Hanford Operations Office	60
Iowa State College	61
Knolls Atomic Power Laboratory	62-63
Massachusetts Institute of Technology (Benedict)	64
Monsanto Chemical Company	65
National Lead Company of Ohio	66
Naval Research Laboratory	67
Newport News Shipbuilding and Dry Dock Company	68
North American Aviation, Inc.	69-70
Pacific Northwest Power Group	71
Patent Branch, Washington	72
Phillips Petroleum Company (NRTS)	73-74
USAF Project RAND	75
U. S. Naval Radiological Defense Laboratory	76
UCLA Medical Research Laboratory	77
University of California Radiation Laboratory, Berkeley	78-79
University of California Radiation Laboratory, Livermore	80-81
University of Rochester	82-83
Vitro Engineering Division	84
Bettis Plant (WAPD)	85-86
Kaiser Engineers	87
Technical Information Service, Oak Ridge	88-102

0370

UNCLASSIFIED

UNCLASSIFIED



UNCLASSIFIED

03710

UNCLASSIFIED

ABSTRACT

The reported procedures for the polarographic determination of uranium, vanadium, and titanium in plutonium were investigated to ascertain if they could be used to determine other common metals in plutonium. It was found that the procedure using hydroxylamine hydrochloride to reduce plutonium to the (III) oxidation state could be used to determine bismuth, platinum, rhodium, copper, tin, lead, thallium, indium, and cadmium. The procedure using zinc and zinc amalgam in hydrochloric acid to reduce the plutonium to the (III) oxidation state is quite limited, but it might be used to determine molybdenum.

03710

UNCLASSIFIED



UNCLASSIFIED

## INTRODUCTION


The previously-reported polarographic determination of uranium<sup>(1)</sup>, vanadium<sup>(2)</sup> and titanium<sup>(3)</sup> in plutonium-containing solutions is, in each case, based on the observation that plutonium(III) in a chloride solution does not produce a polarographic wave within the range 0.0 to -0.9 volt (vs. S.C.E.). In one case hydroxylamine hydrochloride and in the other case zinc and zinc amalgam were used as reducing and holding agents for the plutonium, obviously with no interference from the reducing agent in the determination of the element in question. It is clear that the technique used in the above procedures should apply to the determination of other metallic ions which exhibit polarographic waves within this voltage range.

For this reason, this work was undertaken in order to explore possible extensions of the above technique to the determination of other elements in plutonium-containing solutions. The value of such information lies in the fact that polarographic techniques often afford a short and convenient method of analysis, usually having satisfactory precision and being applicable to fairly low concentration ranges.

Because the work was exploratory in nature, complete procedures for determining various elements such as bismuth, platinum, rhodium, copper, tin, lead, thallium, indium and cadmium are not described. It is quite possible that changes in the chemical composition of the solution, such as the introduction of a complexing agent, would permit the satisfactory

0149  
4  
[REDACTED]

UNCLASSIFIED  
UNCLASSIFIED



determination of additional metallic ions in the presence of plutonium.

It was obvious that the reducing potential of zinc and zinc amalgam is sufficiently large that its use would be quite limited. This was found to be the case. Hydroxylamine hydrochloride was found to be more suitable and appears to have use in the determination of several metallic elements in the presence of plutonium.

#### EXPERIMENTAL

##### Apparatus


A Leeds and Northrup Electrochemograph, Type E, was used to record all polarograms. The polarographic cell was identical to that used in previous work<sup>(1,2,3)</sup> and was kept at  $34 \pm 0.1^\circ \text{C}$ . in a suitable water bath.

Three different capillaries, with the following constants, were employed:

$m^{2/3} t^{1/6} = 2.09$  for measurements made on rhodium in hydroxylamine hydrochloride-plutonium solutions.

$m^{2/3} t^{1/6} = 1.61$  for measurements made on other metals in hydroxylamine hydrochloride-plutonium solutions.

$m^{2/3} t^{1/6} = 2.18$  for measurements made on molybdenum in zinc chloride solutions.

  
SECRET

The reference electrode was saturated calomel with probe-type salt bridge filled with 20 percent potassium chloride and 2 percent agar.

#### Reagents and Stock Solutions

Hydroxylamine hydrochloride stock solution, 3.33 M, prepared by dissolving the salt in distilled water. Upon standing several months, the solution was found to produce the objectionable wave shown in Figure 1. Therefore, the solution should be freshly prepared and on dilution to 2 M should produce a polarogram similar to Figure 2. It is advisable to check the solution before use.

Stock solutions of the metal ions to be investigated were prepared as given below. In each case the concentration of the metal ion was 5 millimoles per liter.

Antimony, prepared by dissolving antimony oxychloride from Fisher Scientific Company, in concentrated hydrochloric acid.

Bismuth, prepared by dissolving bismuth oxychloride from J. T. Baker Chemical Company in concentrated hydrochloric acid.

Cadmium, prepared by dissolving cadmium metal from J. T. Baker Chemical Company in small excess of hydrochloric acid and diluting with distilled water.

Cobalt, prepared by dissolving cobalt nitrate from J. T. Baker Chemical Company in distilled water.

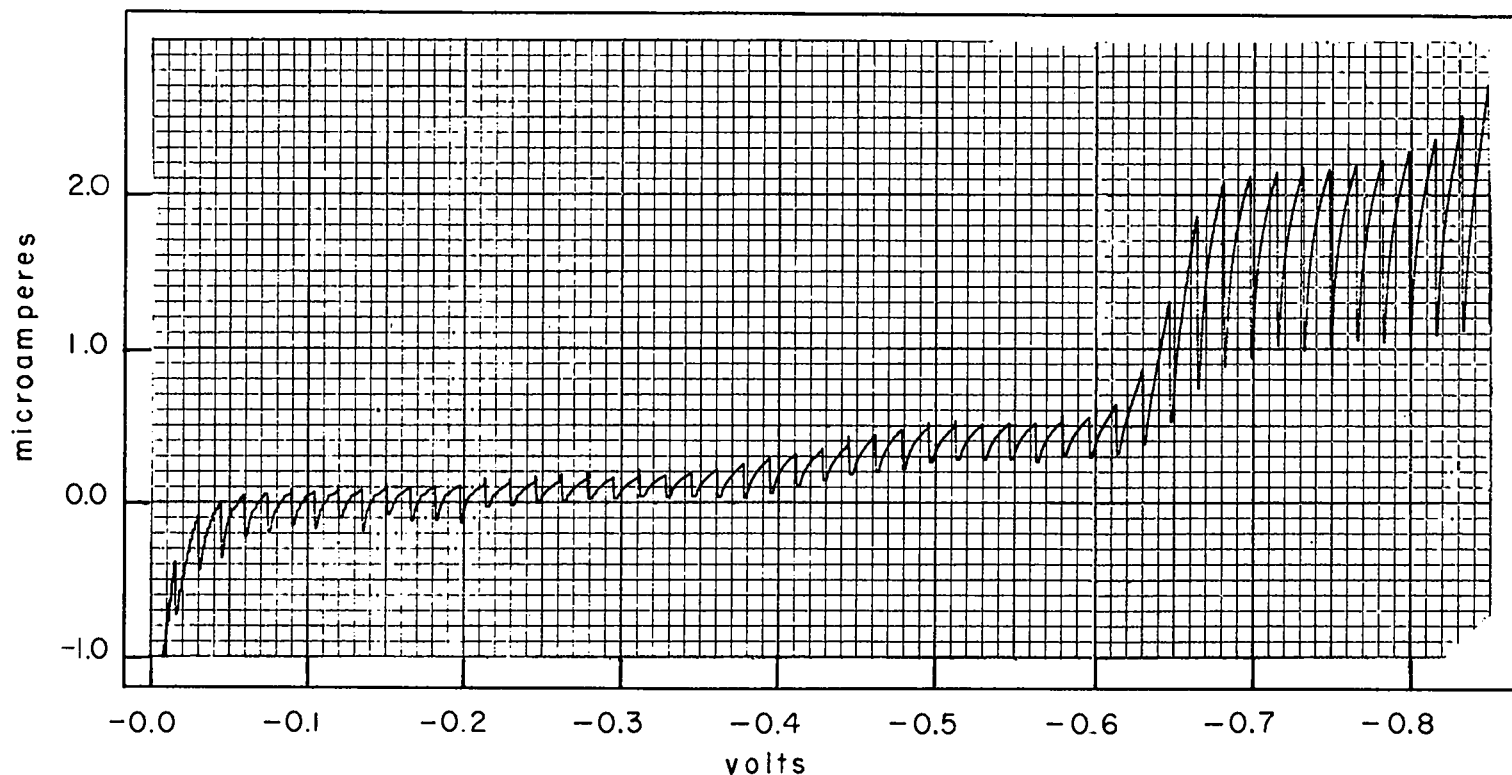
Copper, prepared by dissolving copper metal from Mallinckrodt Chemical Works in a small excess of nitric acid and diluting with distilled water.

Europium, prepared by dissolving the oxide from Johnson Matthey and Company in a small excess of hydrochloric acid and diluting with distilled water.

Gallium, prepared by dissolving gallium sulfate from A. D. Mackay Company in distilled water.

Indium, prepared by dissolving indium sulfate from the Indium Corporation of America in distilled water.

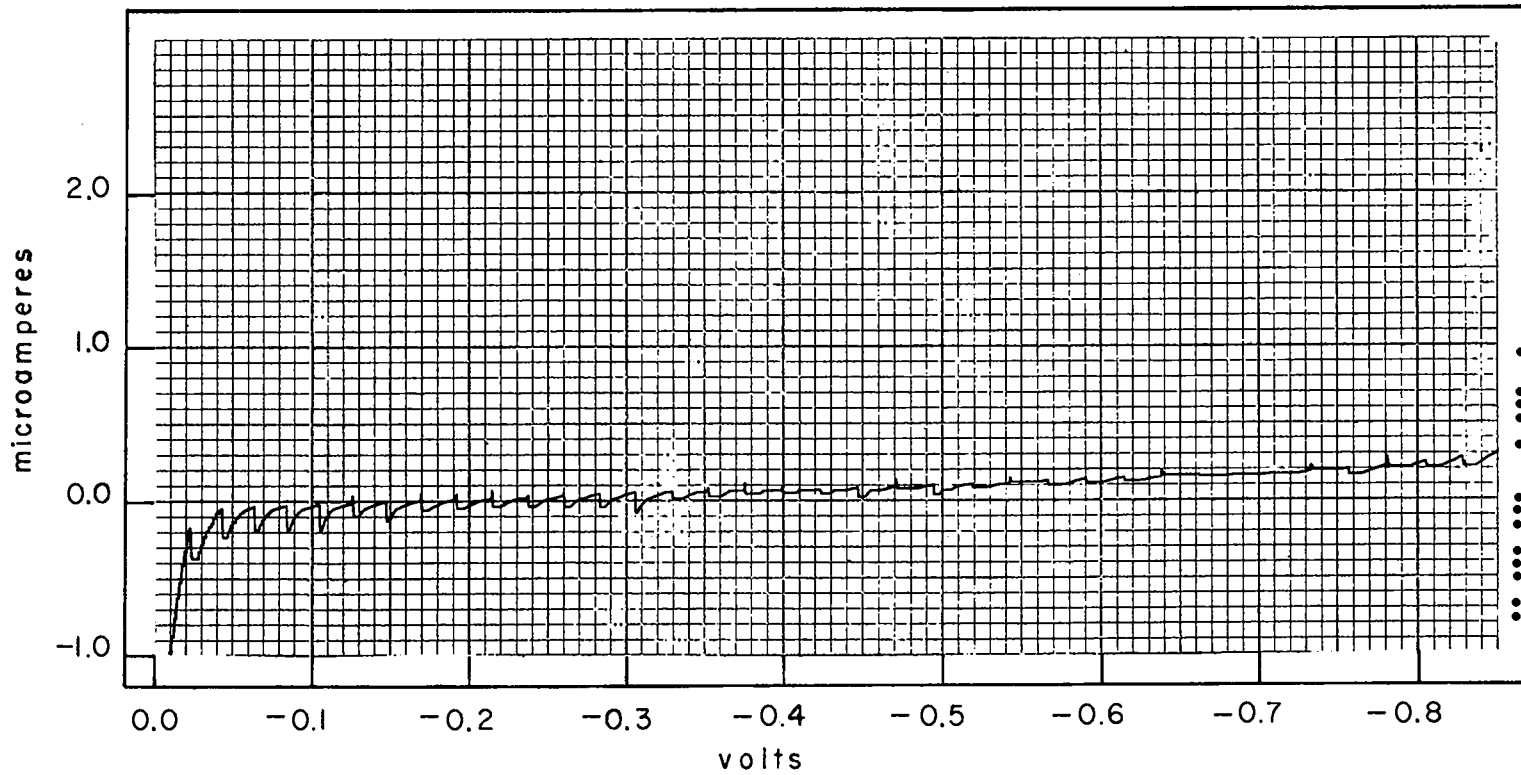
Iridium, prepared by dissolving iridium tetrachloride from A. D. Mackay Company in distilled water.



2 M  $\text{NH}_2\text{OH}\cdot\text{HCl}$


Figure 1. The polarogram of a 2 M hydroxylamine hydrochloride solution several months after being prepared.





2 M  $\text{NH}_2\text{OH}\cdot\text{HCl}$

Figure 2. The polarogram of freshly prepared 2 M hydroxylamine hydrochloride.

  
SECRET

Lead, prepared by dissolving lead chloride from J. T. Baker Chemical Company in distilled water.

Molybdenum, prepared by dissolving ammonium molybdate from J. T. Baker Chemical Company in distilled water.

Nickel, prepared by dissolving nickel ammonium sulfate from Mallinckrodt Chemical Works in distilled water.

Palladium, prepared by dissolving palladium chloride from A. D. Mackay Company in about 6 N hydrochloric acid.

Platinum, prepared by dissolving ammonium chloroplatinate in a small excess of nitric acid and diluting with distilled water.

Rhodium, prepared by dissolving rhodium chloride from Baker and Company, Inc., in distilled water.

Ruthenium, prepared by dissolving ruthenium chloride from J. Bishop and Company in distilled water.

Silver, prepared by dissolving silver nitrate from Mallinckrodt Chemical Works in distilled water.


Tungsten, prepared by dissolving sodium tungstate from J. T. Baker Chemical Company in distilled water.

Thallium, prepared by dissolving thallos chloride obtained from A. D. Mackay Company in distilled water.

Tin, prepared by dissolving tin metal from Mallinckrodt Chemical Works in concentrated hydrochloric acid with a small amount of nitric acid.

A stock solution of plutonium chloride was prepared by dissolving plutonium metal in hydrochloric acid with a small amount of nitric acid and diluting with distilled water. It contained 100 grams of plutonium per liter.

9-  
SECRET



SECRET

### Technique

The investigations of the polarographic behavior of the various metal ions in the presence of plutonium were made under the following conditions:

#### A. Use of Hydroxylamine Hydrochloride as a Reducing Agent

To a 5-milliliter volumetric flask was added 1 milliliter of the metal-ion stock solution, 1 milliliter of the plutonium stock solution, 0.5 milliliter each of 3 M hydrochloric acid, 3 M sulfuric acid, and 8 M nitric acid. The solution was then evaporated to apparent dryness under an infra-red lamp. To the contents of the flask was added 3 milliliters of 3.33 M hydroxylamine hydrochloride solution. The solution was then diluted to the mark with distilled water. The final solution was  $10^{-3}$  M in the metal ion to be investigated, 2 M hydroxylamine hydrochloride, 0.3 M sulfate, 0.4 M hydrogen ion, and 0.0837 M plutonium(III). This solution was placed in the thermostated polarographic cell, nitrogen bubbled through for 20 minutes, and the polarogram recorded.

#### B. Use of Zinc and Zinc Amalgam as a Plutonium-Reducing Agent

The use of zinc and zinc amalgam is quite limited, as would be expected because of its high reducing power. In the few cases where they apply, the solutions were prepared and polarograms recorded in a manner similar to that described in (A).

SECRET

SECRET

## RESULTS AND DISCUSSION

Using the conditions stated in (A), the metal ions listed in Table I exhibited well-defined polarographic waves.

Table I

THE POLAROGRAPHIC BEHAVIOR OF VARIOUS METALLIC IONS  
IN THE PRESENCE OF PLUTONIUM(III) IONS AND  
HYDROXYLAMINE HYDROCHLORIDE

Metal Ion	Range of Observation (volts vs. S.C.E.)		Diffusion Current (microamperes)	Half-wave Potential (volts vs. S.C.E.)
Bi(III)	-0.05	-0.35	10.40	-0.12
Pt(II)	-0.05	-0.35	5.88	-0.12
U (VI)	-0.05	-0.35	7.64	-0.17
Rh(III)	-0.10	-0.40	11.8	-0.19
Cu(I)	-0.09	-0.50	4.67	-0.22
Sn(IV)	-0.05	-	12.30(II + IV)	-0.24
Sn(II)	-	-0.60	-	-0.48
Pb(II)	-0.30	-0.60	7.36	-0.46
Tl(I)	-0.38	-0.61	2.91	-0.51
In(III)	-0.50	-0.75	15.80	-0.61
Cd(II)	-0.50	-0.80	8.71	-0.65

The well-defined shape and magnitude of the diffusion current in the above cases strongly suggested that these ions might be quantitatively determined under the conditions of the experiment. Although further work in this direction was not done, the information in Table I was sufficient for calculating an approximate sensitivity in each case. These are shown in Table II.

SECRET

SECRET

SECRET

Table II

ESTIMATED LOWER LIMITS OF DETERMINATION  
OF METALS IN PLUTONIUM

<u>Metal</u>	<u>Sensitivity*</u>	<u>Estimated Lower Limit** (Percent of Metal in Pu)</u>
Bi	6.46	0.07
Pt	3.65	0.10
U	3.94	0.10
Rh	5.65	0.04
Cu	2.90	0.04
Sn	7.64	0.03
Pb	4.54	0.10
Tl	2.73	0.20
In	9.81	0.03
Cd	5.41	0.04

\* The sensitivity (S) was calculated in the usual manner, microamperes per millimole of metal per unit capillary constant


$$S = \frac{i_d}{C \times m^{2/3} t^{1/6}}$$

\*\* The estimated lower limit of the determination is derived from the grams per liter of metal producing 1 microampere at a capillary with a constant of 2.3, divided by 20 grams of plutonium per liter.

Under similar experimental conditions no waves were obtained for cobalt, indium, nickel, and ytterbium. Tungsten and palladium were not soluble under these conditions. Gold ions were, of course, reduced to the metal by the hydroxylamine hydrochloride. Poorly defined and non-reproducible waves were obtained for silver, antimony, molybdenum, europium and ruthenium.

SECRET


-12-

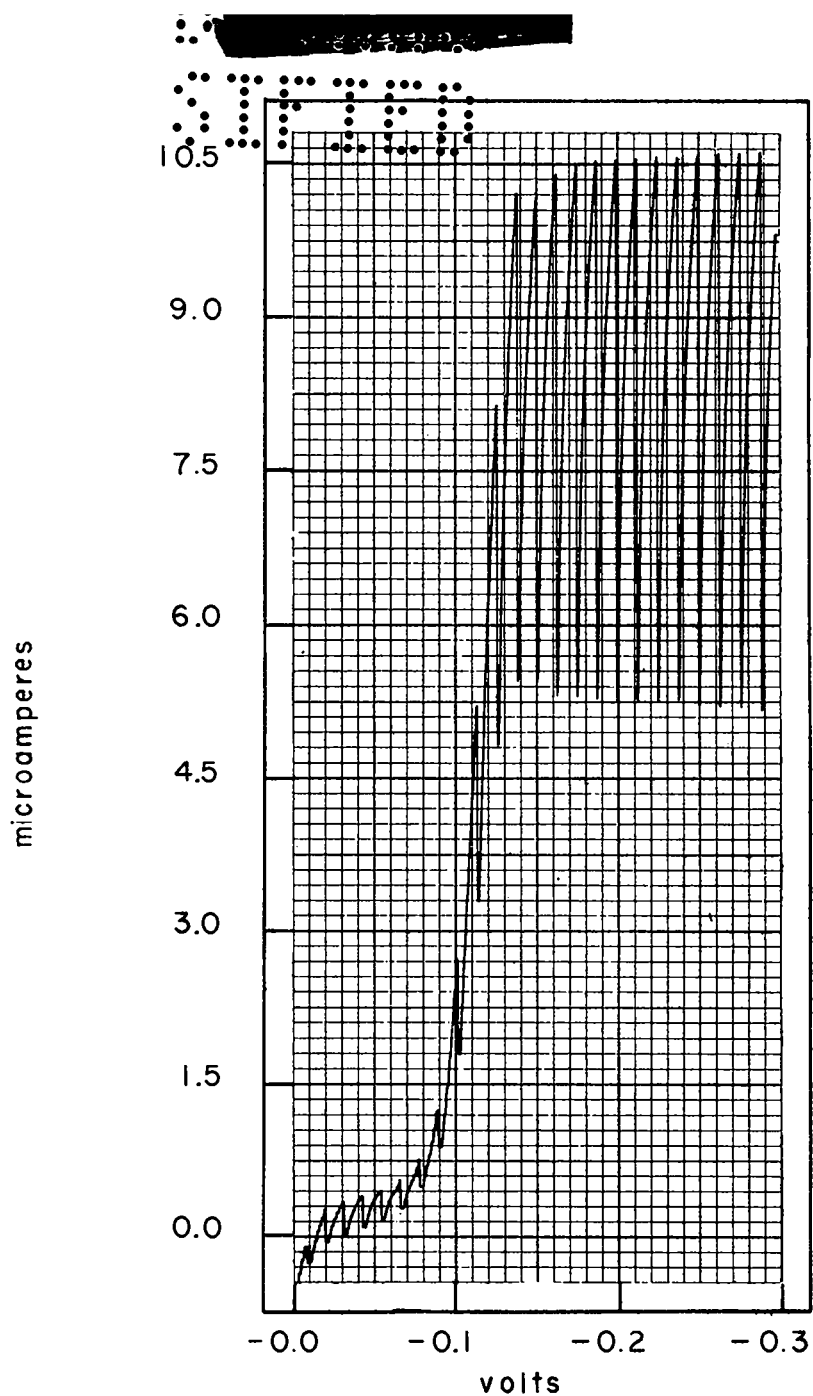
  
 3110

Figures 3-11 show typical polarograms obtained for bismuth, platinum, rhodium, copper, tin, lead, thallium, indium, and cadmium ions in the presence of hydroxylamine hydrochloride and plutonium ions. The polarogram for uranium<sup>(1)</sup> has been previously reported.

The following elements were not tried because their reduction potentials, as indicated in the literature<sup>(4,5,6,7)</sup>, are not within the voltage range of the method: lithium, sodium, potassium, rubidium, cesium, beryllium, magnesium, calcium, strontium, barium, radium, zinc, scandium, yttrium, lanthanum, most rare earths, aluminum, gallium, germanium, zirconium, hafnium, thorium, niobium, tantalum, manganese, and iron.

Attempts to use zinc and zinc amalgam as a plutonium-reducing agent met with only limited success for the reasons stated in (B). Molybdenum (see Figure 12) produced an anodic wave with a half-wave potential of approximately -0.06 volt in a solution 1 M in zinc chloride and 1 M in tartaric acid. However, the anodic oxidation of mercury interfered so that accurate measurements of the diffusion current could not be made. Chromium produced a small poorly-defined anodic wave unsuitable for any measurements. Vanadium<sup>(2)</sup> and titanium<sup>(3)</sup> are covered in previous reports.

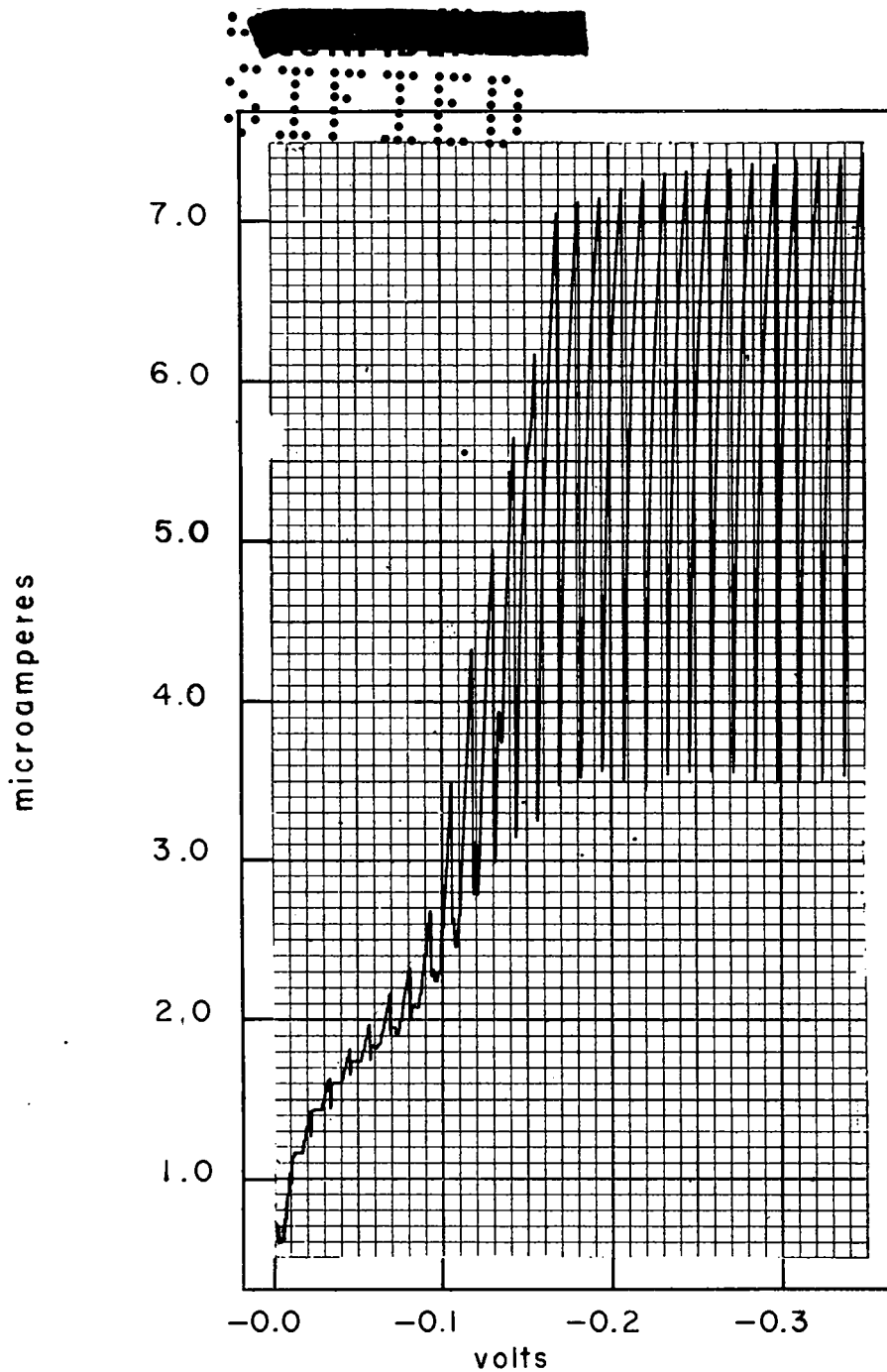
  
 3110



0.001 M Bismuth  
20 g/l Plutonium  
2 M  $\text{NH}_2\text{OH}\cdot\text{HCl}$

Figure 3. The polarogram of 0.001 M bismuth in a solution of 0.084 M plutonium and 2 M hydroxylamine.

SECRET

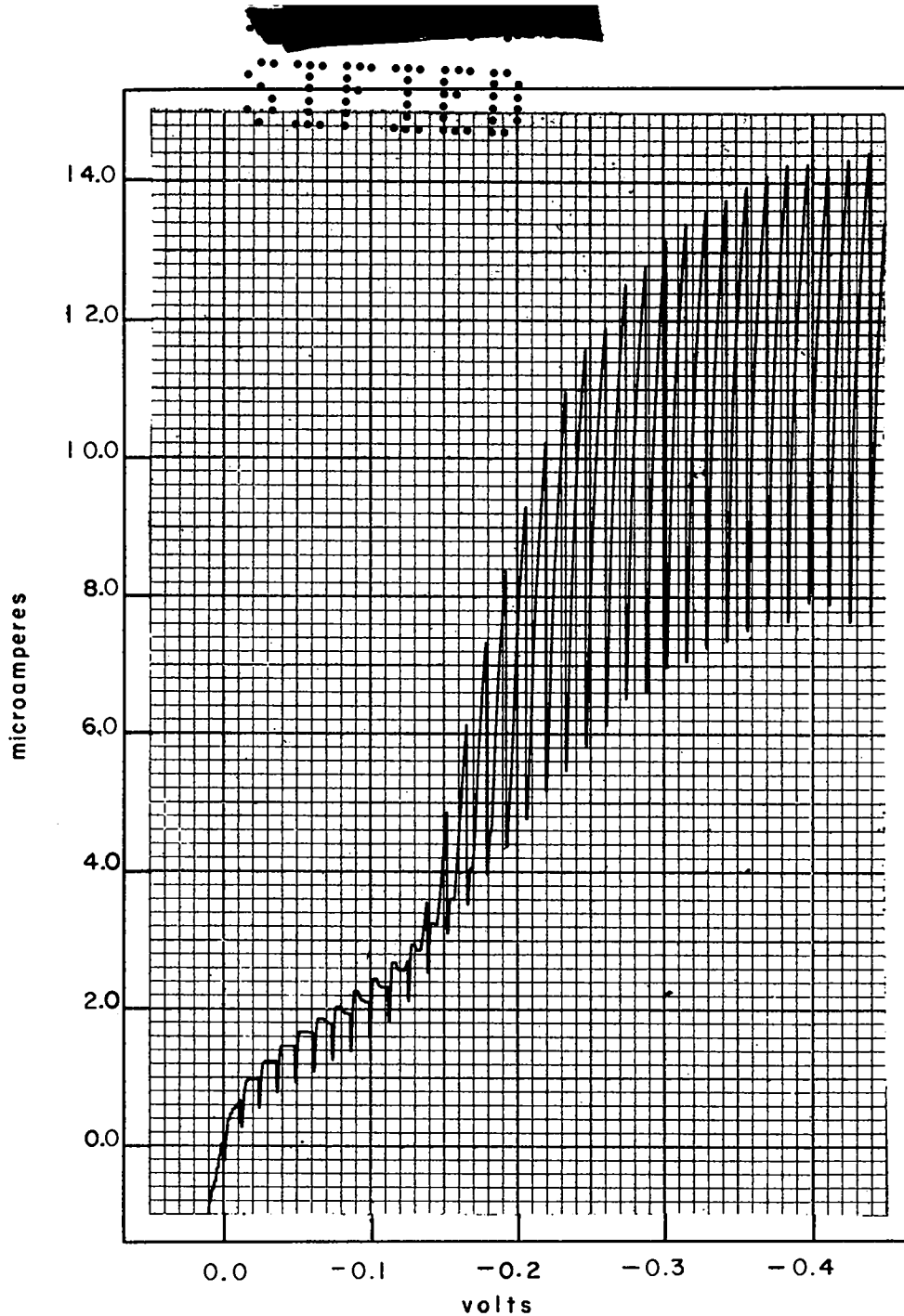


0.001 M Platinum  
20 g/l Plutonium  
2 M  $\text{NH}_2\text{OH}\cdot\text{HCl}$

Figure 4. The polarogram of 0.001 M platinum in a solution of 0.084 M plutonium and 2 M hydroxylamine hydrochloride.

15



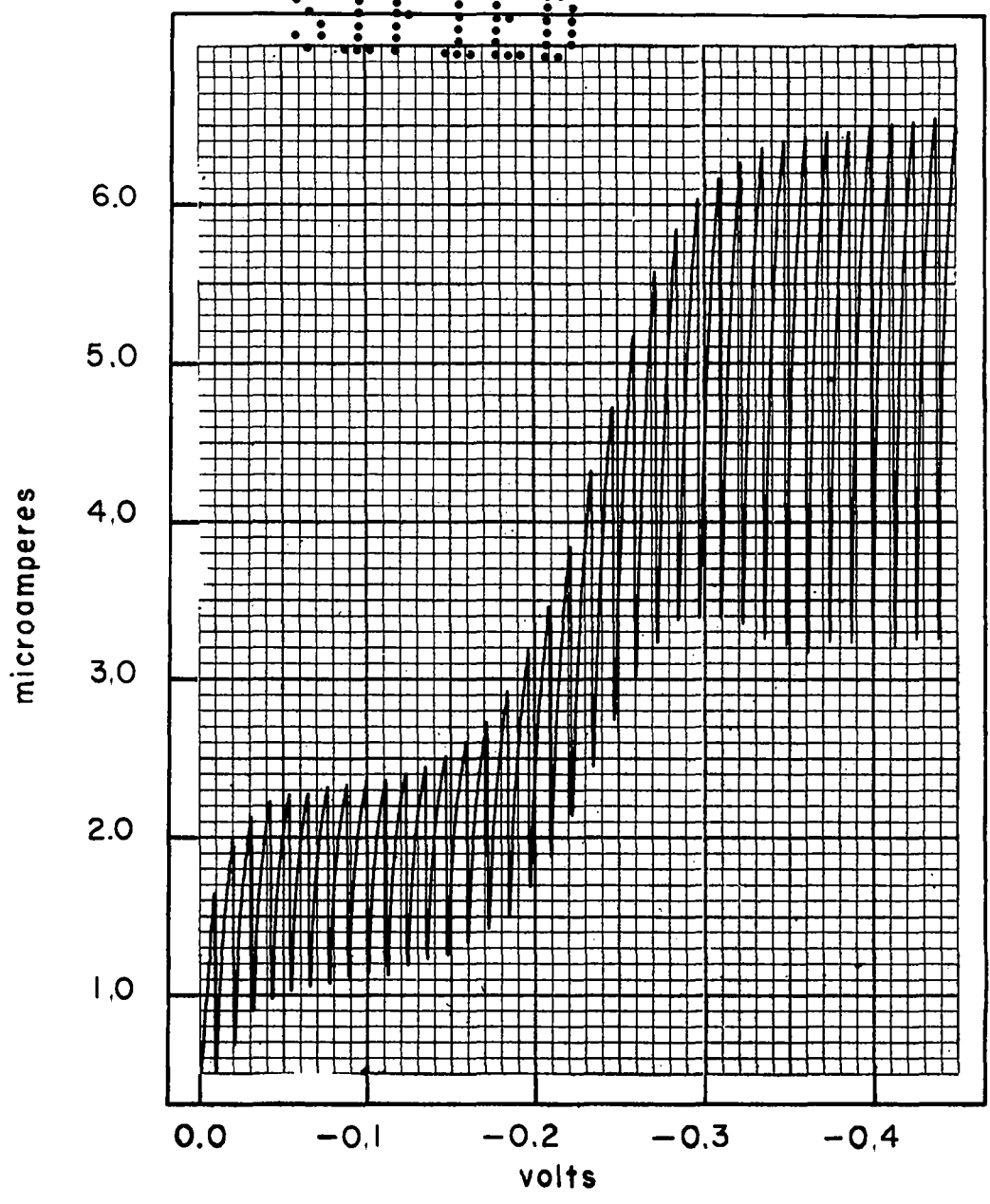


0.001 M Rhodium  
20 g/l Plutonium  
2 M  $\text{NH}_2\text{OH}\cdot\text{HCl}$

Figure 5. A polarogram of 0.001 M rhodium in a solution of 0.084 M plutonium and 2 M hydroxylamine hydrochloride.

[REDACTED]

SECRET



0.001 M Copper  
0.01 % Gelatin  
20 g/l Plutonium  
2 M NH<sub>2</sub>OH·HCl

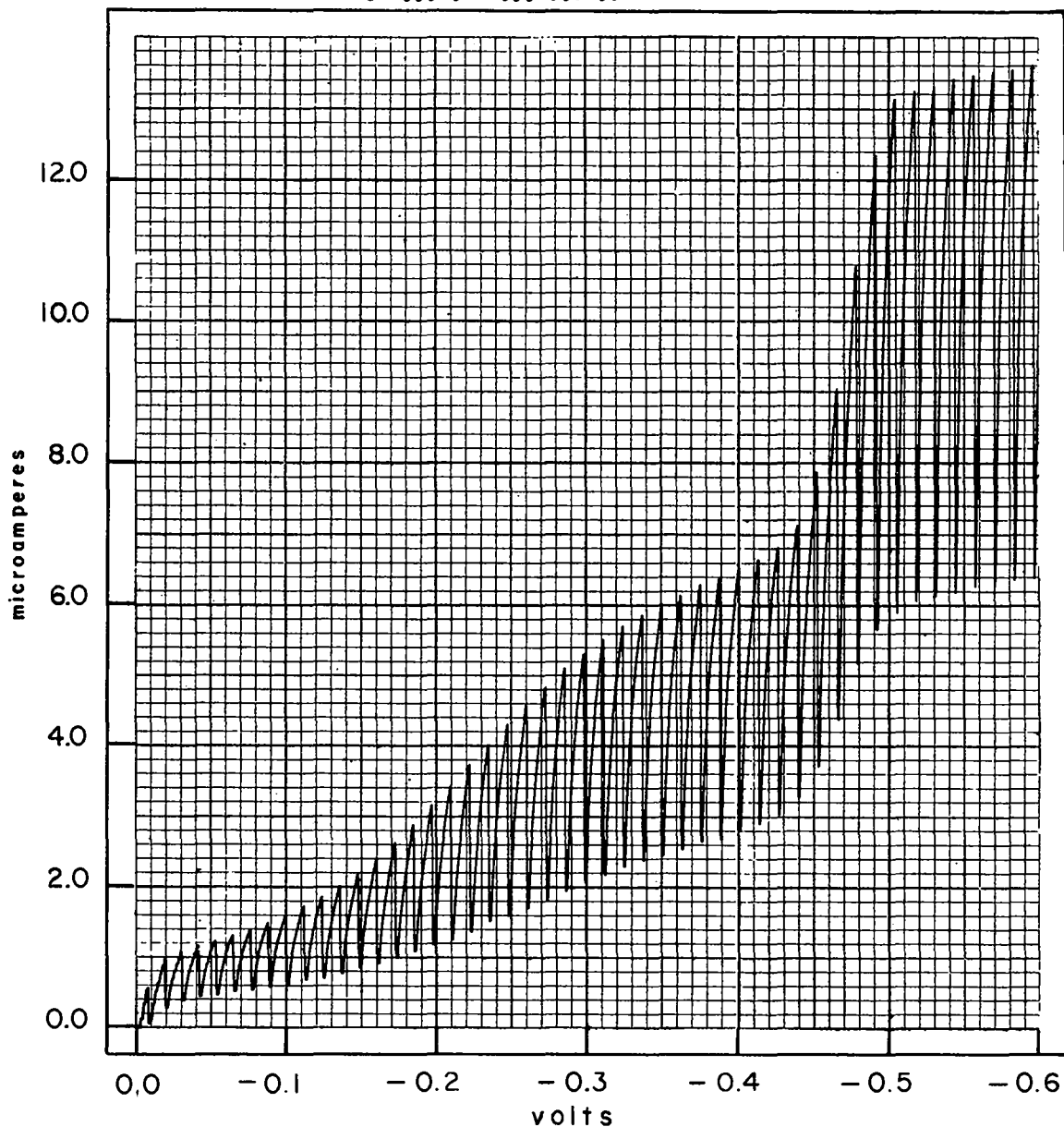
Figure 6. A polarogram of 0.001 M copper in a solution of 0.01% gelatine, 0.084 M plutonium, and 2 M hydroxylamine hydrochloride.

SECRET

[REDACTED]

[REDACTED]

SECRET



0.001 M Tin  
20 g/l Plutonium  
2 M NH<sub>2</sub>OH·HCl

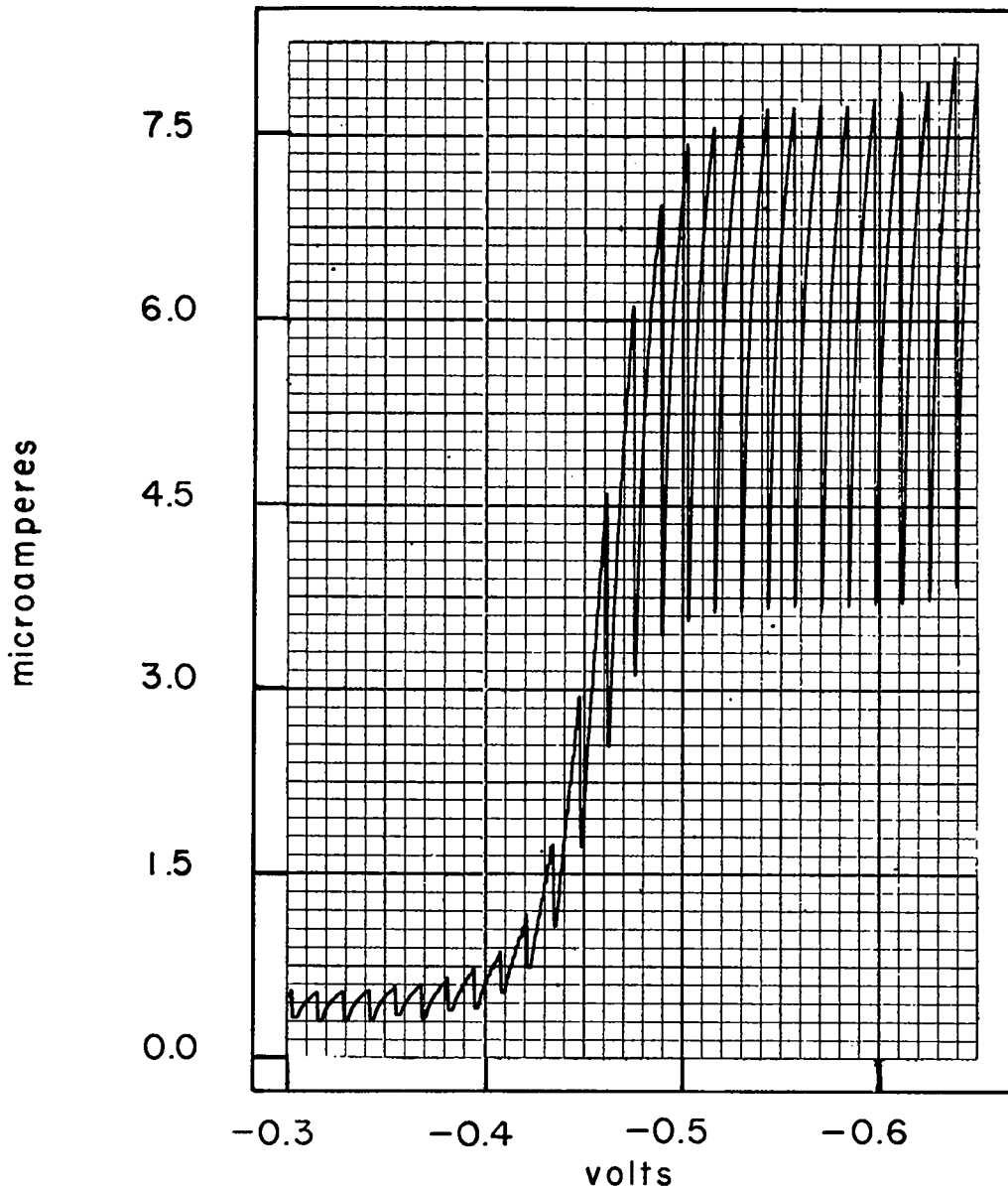
Figure 7. A polarogram of 0.001 M tin in a solution of 0.084 M plutonium and 2 M hydroxylamine hydrochloride.

SECRET

[REDACTED]

[REDACTED]

3110



0.001 M Lead  
20 g/l Plutonium  
2 M NH<sub>2</sub>OH·HCl

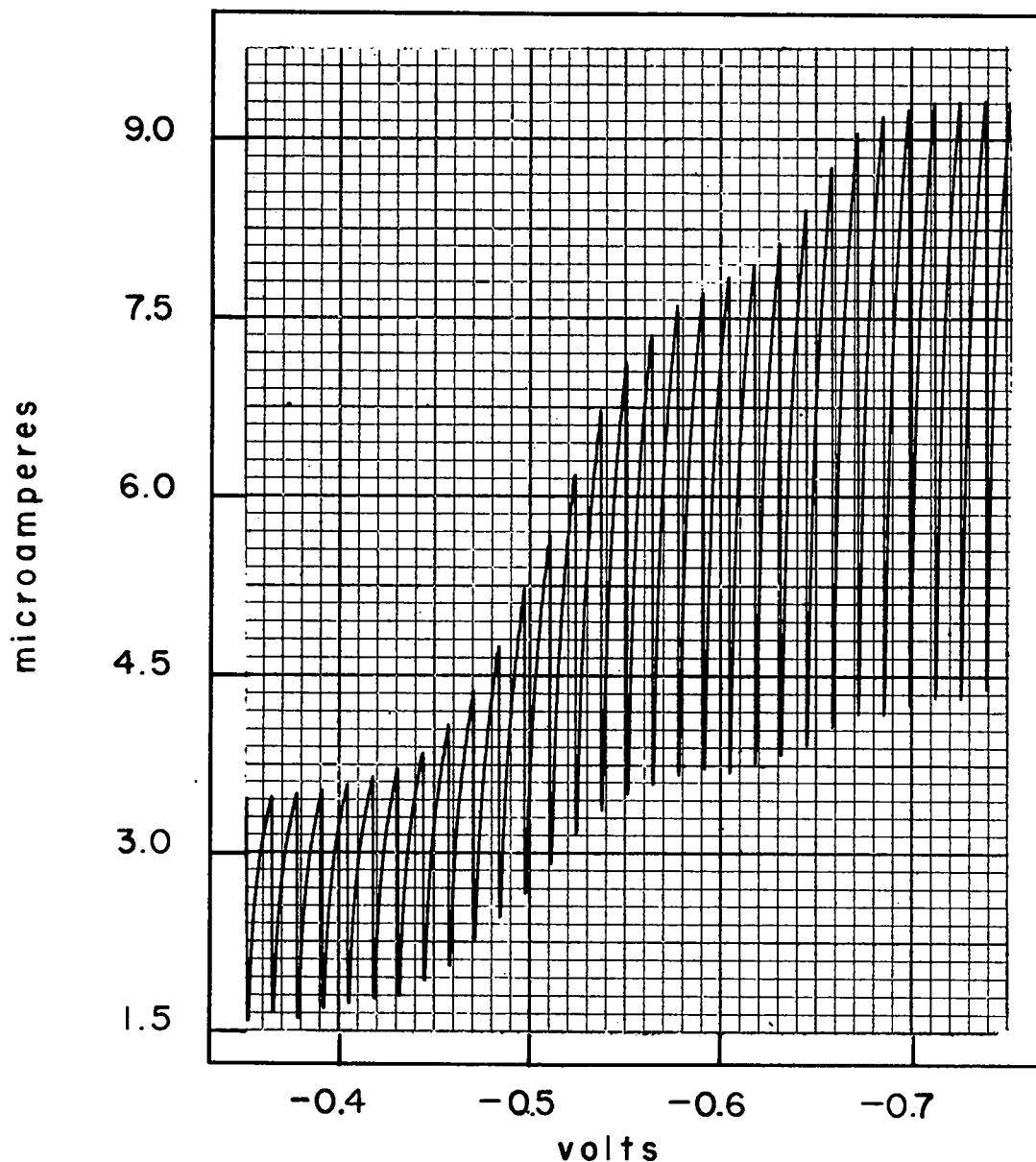
Figure 8. A polarogram of 0.001 M lead in a solution of 0.084 M plutonium and 2 M hydroxylamine hydrochloride.

3110-19

[REDACTED]

[REDACTED]

DTIC

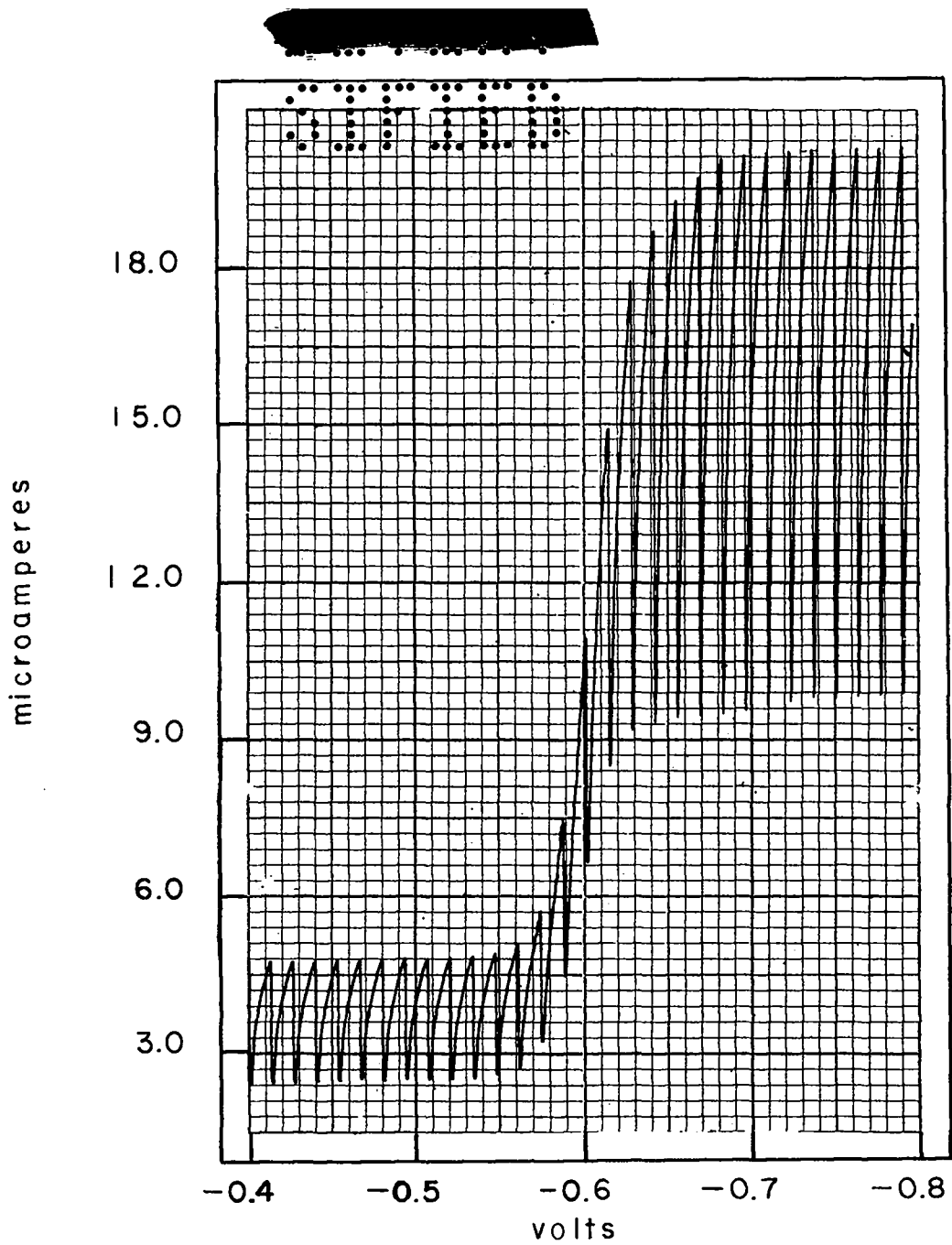


0.001 M Thallium  
20 g/l Plutonium  
2 M NH<sub>2</sub>OH·HCl

Figure 9. A polarogram of 0.001 M thallium in a solution of 0.084 M plutonium and 2 M hydroxylamine hydrochloride.

DTIC-20

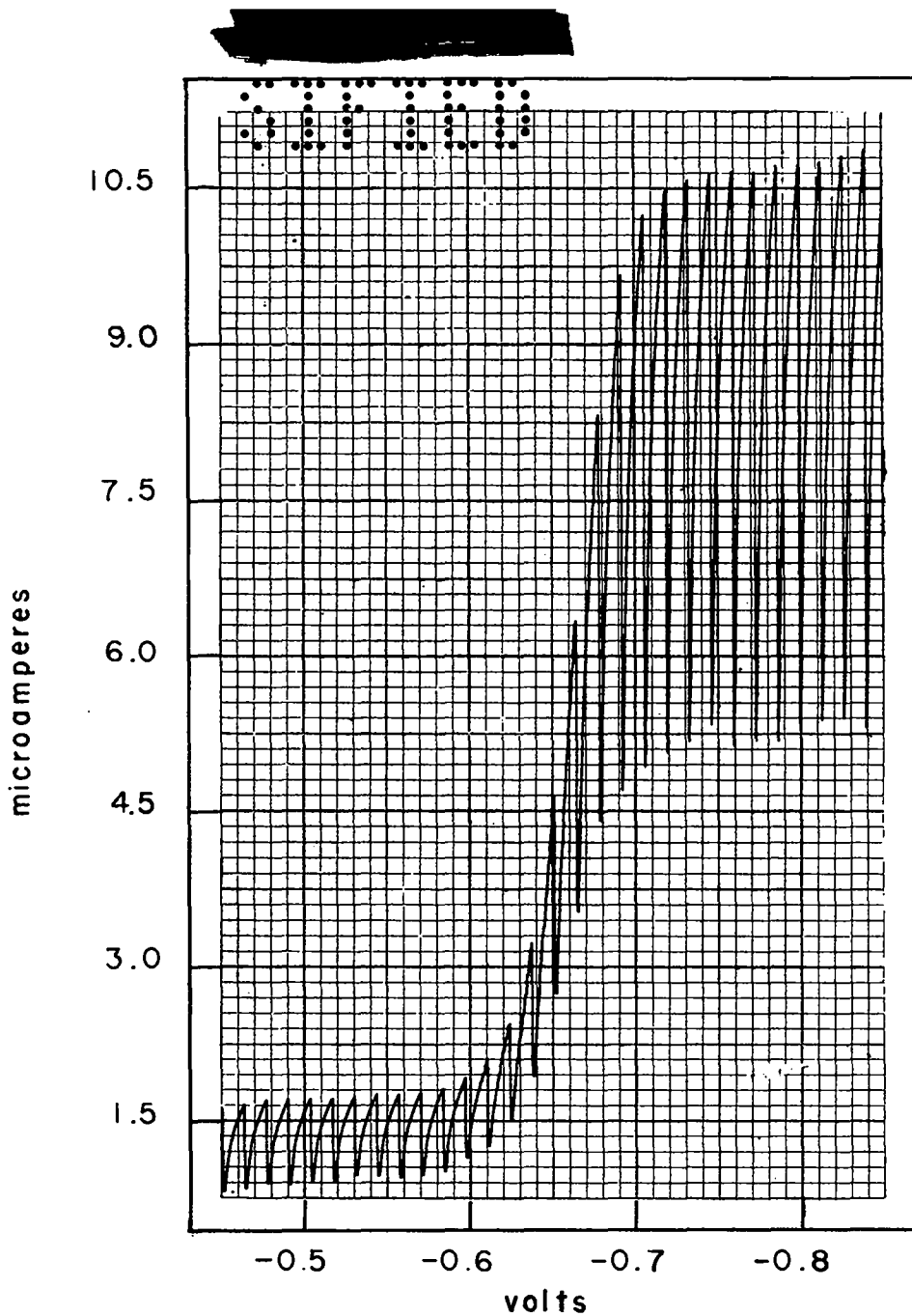
[REDACTED]



0.001 M Indium  
20 g/l Plutonium  
2 M  $\text{NH}_2\text{OH}\cdot\text{HCl}$

Figure 10. A polarogram of 0.001 M indium in a solution of 0.084 M plutonium and 2 M hydroxylamine hydrochloride.

0113-21  
[REDACTED]



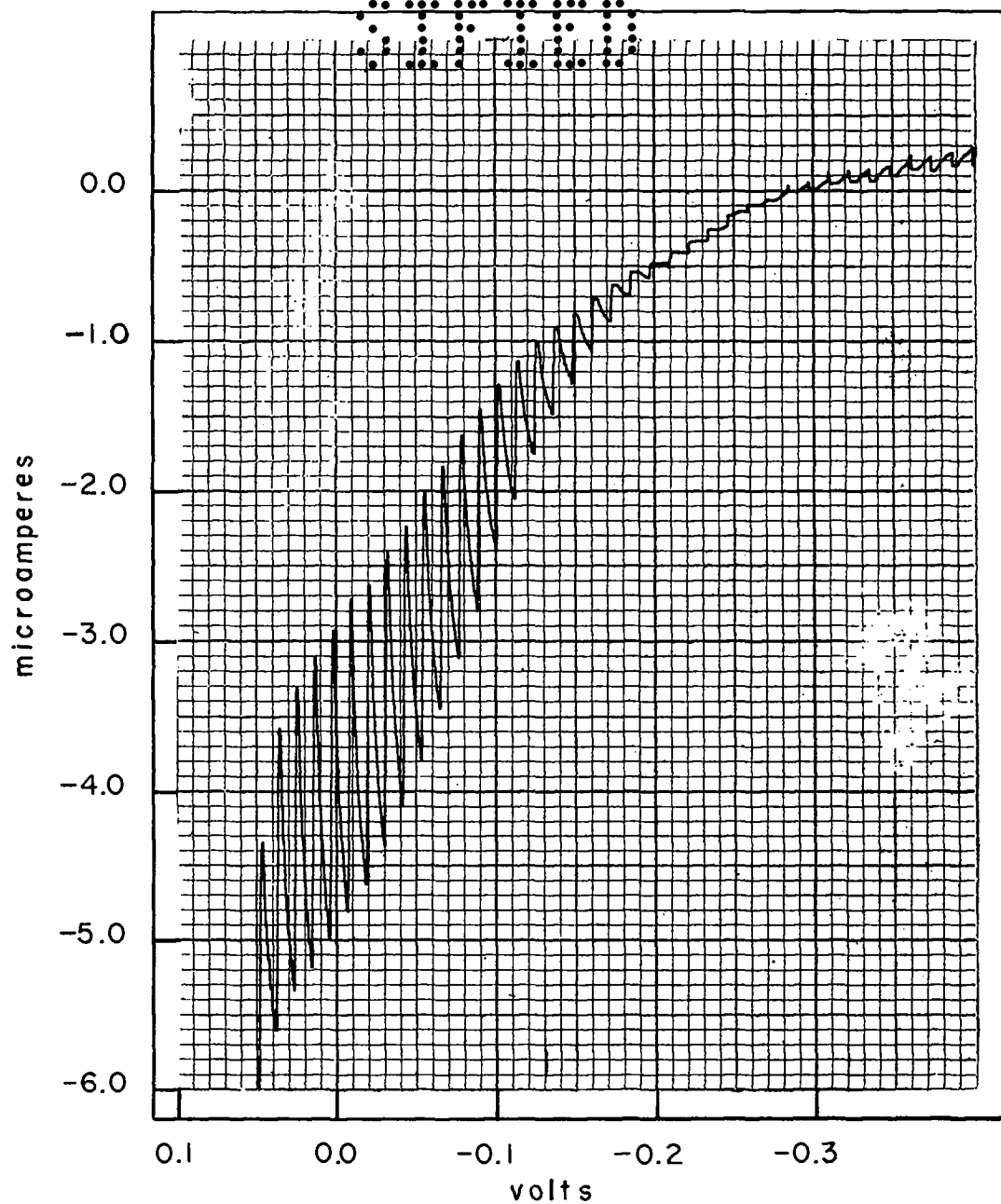
0.001 M Cadmium  
20 g/l Plutonium  
2 M NH<sub>2</sub>OH·HCl

Figure 11. A polarogram of 0.001 M cadmium in a solution of 0.084 M plutonium and 2 M hydroxylamine hydrochloride.

0110  
-22-

[Redacted area]

UNCLASSIFIED



.001 M Molybdenum  
1 M Zinc Chloride  
1 M Tartaric acid

Figure 12. A polarogram of 0.001 M molybdenum in a solution of 1 M zinc chloride and 1 M tartaric acid.



  
SECRET


UNCLASSIFIED

## SUMMARY

The hydroxylamine hydrochloride procedure for the determination of uranium in plutonium may be used to determine bismuth, platinum, rhodium, copper, tin, lead, thallium, indium, and cadmium in plutonium. A chart of the half-wave potentials of these metals in hydroxylamine hydrochloride plutonium chloride solutions has been constructed (see Figure 13) and their lower limits of detection estimated.

Very few metal ions may be determined by the zinc and zinc amalgam procedure. Most metal ions are either removed from solution by the metallic zinc or the half-wave potential is beyond the range of the procedure. The zinc and zinc amalgam procedure permits the determination of vanadium, titanium, and perhaps molybdenum in plutonium without the interference of other metals.

By changing the conditions of the procedure, it may be possible to determine some of the metals for which negative results were obtained in this survey.

SECRET  


UNCLASSIFIED

UNCLASSIFIED

~~CONFIDENTIAL~~  
SECRET

Chart of half-wave potentials of metal ions in 2 M  $\text{NH}_2\text{OH}\cdot\text{HCl}$  and 20 g/l Plutonium

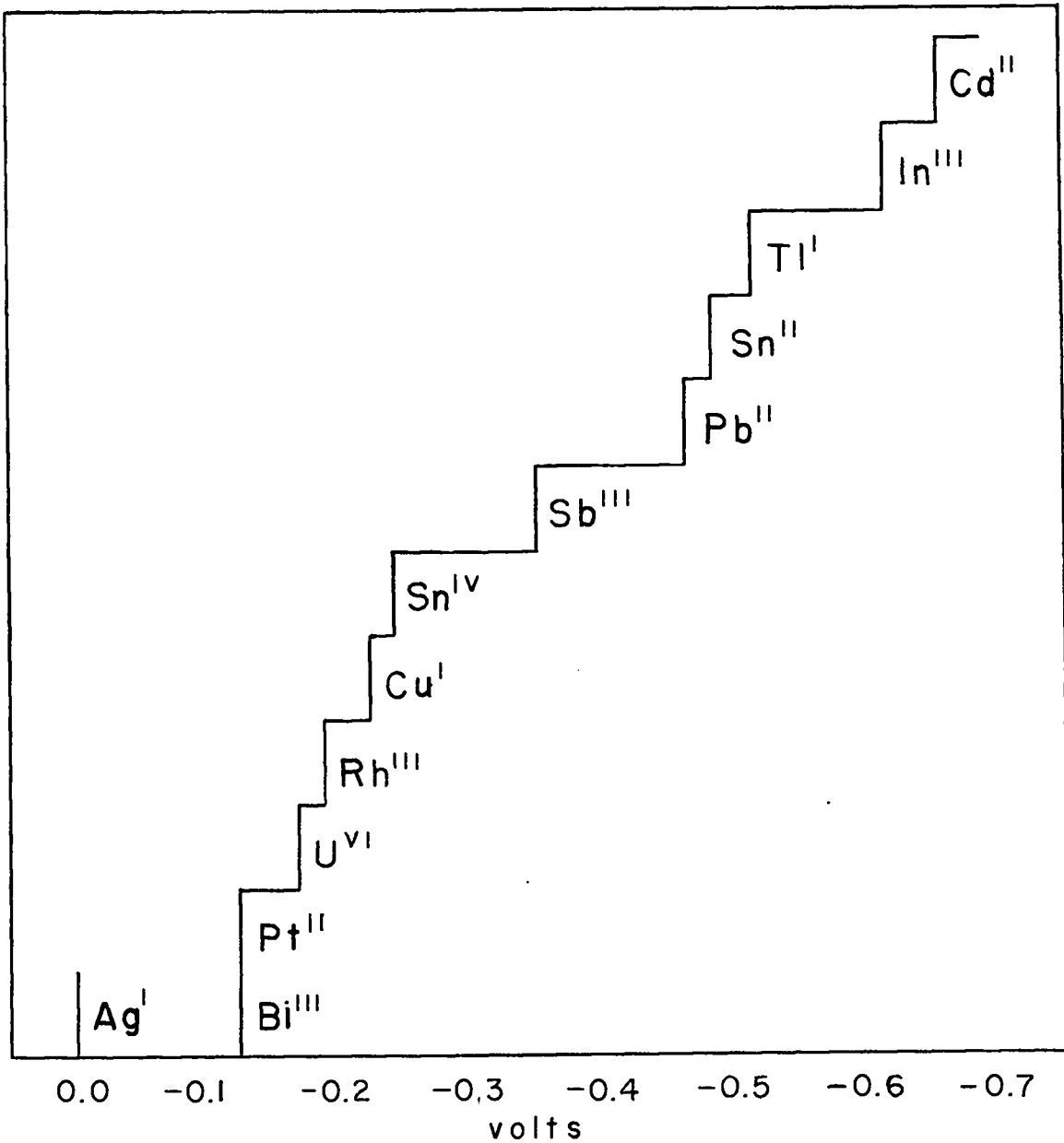


Figure 13. A chart of the half-wave potentials of the metal ions in a solution of 0.084 M plutonium and 2 M hydroxylamine hydrochloride.

SECRET

UNCLASSIFIED

UNCLASSIFIED

SECRET

## REFERENCES

- (1) Smith, M. E., LA-1249, June 1951.
- (2) Smith, M. E., LA-1285, September 1951.
- (3) Smith, M. E., LA-1345, March 1952.
- (4) Kolthoff, I. M., and Lingane, J. J., "Polarography," Interscience Publishers Incorporated, New York (1941).
- (5) Latimer, W. M., "Oxidation Potentials," Prentice-Hall, Inc., New York (1938).
- (6) Langer, A., Ind. and Eng. Chem. Anal. Ed. 12, 511-514 (1940).
- (7) Alimarin, I. P. and Ivanov-Emin, B.N., J. Applied Chem. U.S.S.R. 17, 204-212 (1944).

SECRET  
26  
SECRET

UNCLASSIFIED

SECRET  
031713

REPORT LIBRARY

MAY 11 1955

SECRET

SECRET