

LA-10

Series B

REF ID: A66575

CIC-14 REPORT COLLECTION
SCANNED NOV 12 1996
REPRODUCTION
COPY



LOS ALAMOS NATIONAL LABORATORY
3 9338 00349 5891

REF ID: A66575

THE EXPONENTIAL SHOCK AND RAREFACTION WAVES

Robert Davia, S. Frankel

The following curves give the results of the numerical solution of the equations of motion of the one dimensional shock and rarefaction waves derived by R. Serber.* These waves occur at the interface of two materials, one of which (the core) is heated by an energy release, the spatial distribution of which is constant per gram, and which increases exponentially with time. Each of the two materials is assumed to have zero initial temperature and to obey the equation of state of a perfect gas. The calculations for the shock wave have been carried thru for two values of the ratio of specific heats, $\gamma = 1.4$ and 1.67 . The rarefaction wave has been treated only for $\gamma = 1.4$.

With increasing time the scale of linear dimensions increases exponentially, as do the scales of pressure and temperature. If the scales are so changed the graphs giving the spatial distribution of pressure, temperature, and displacement are invariant. The density as a function of the exponentially increasing scale of length is invariant. The scale of length which has been used is the co-moving coordinate, i.e. the initial distance from the interface of the material at the point considered, normalized to unity at the head of the wave. This length, denoted by x , has the range 0 to 1 for the shock wave and -1 to 0 for the rarefaction wave. For the rarefaction wave the letter η has been used in place of x .

The actual pressure or temperature at any stage of the expansion can be determined by making use of the fact that the head of the rarefaction wave moves with sound velocity, $[P/\rho]^{1/2}$. For a specified rate of increase of energy density, pressure, and temperature, $e^{2\lambda t}$, and of position and velocity, $e^{\lambda t}$, this condition determines the pressure and temperature at the head of the rarefaction wave in terms of its position and density. The pressure is continuous across the

SEE A REPORT OF R. SERBER, TO APPEAR LATER IN THIS SERIES, FOR FURTHER CLARIFICATION.

This document contains information of the United States and its possessions, and is the property of the Atomic Energy Commission. It is loaned to you and is not to be distributed outside your agency.

LOS ALAMOS NATL. LAB. LIBS
 3 9338 00349 5891

SCANNED

NOV 12 1996



UNCLASSIFIED

CONFIDENTIAL

Classification changed to UNCLASSIFIED
by authority of the U. S. Atomic Energy Commission,
Per W. P. Carroll 2-30-57
By REPORT LIBRARY Subletnik 8-8-57

PUBLICLY RELEASABLE
Per Bill Roberts, FSS-16 Date: 8-8-91
By Thomas Galt, CIC-14 Date: 3-7-96

CONFIDENTIAL

interface. This determines the pressure, hence also the temperature, in the shock wave.

The character of the shock wave is determined by γ tamper alone. The character of the rarefaction wave is then determined by the interface boundary condition which equates the pressure and displacement on the two sides of the interface, hence also the invariant ratio, pressure over displacement squared. This condition depends on the two values of γ and on the ratio of initial densities, $\alpha = \rho_{tamper}/\rho_{core}$:

$$\frac{2\rho_t P(0)}{(\gamma_t+1)\rho(1) \varphi^2(+0)} = \frac{\rho_c F(C)}{\gamma_c F(-1) \varphi^2(-0)}$$

In the curves given here γ has been taken to be 1.4 in both materials.

The notation used in the graphs is as follows:

ρ_0 - initial density of core or tamper

α - ρ_{t}/ρ_{c}

z - η - the initial position (measured from the initial position of the interface) of the material at the point considered in units of the position of the head of the shock or rarefaction wave.

φ - actual position in units of the head position

x - the displacement, $\varphi - z$

P - pressure in units of pressure at head of wave

ρ - density in units of ρ_0

T - P/ρ , temperature

It should be observed that the units in which $z, \varphi, P, \rho,$ and T are measured are not necessarily the same in the tamper as in the core. The relationship between the two sets of units is determined by the equality of pressure and position at the interface.

CONTENTS

1. Position in shock wave
2. Density in shock wave, ρ vs. x
3. Density in shock wave, ρ vs. z
4. Temperature in shock wave
5. Pressure in shock wave
6. Pressure at interface vs. tamper density
7. Displacement in rarefaction wave
8. Density in rarefaction wave
9. Pressure and temperature in rarefaction wave
10. Density in rarefaction and shock waves for $\alpha = 1$

UNCLASSIFIED

UNCLASSIFIED

KEUFFEL & ESSER CO., N. Y. NO. 368-11
10 x 10 to the half inch, 5th lines accented
Engraving, 7 x 10 in.
MADE IN U. S. A.

~~This document contains information affecting the national defense of the United States within the meaning of the Espionage Laws, Title 18, U.S.C., Sec. 793 and 794, and the transmission or revelation of its contents in any manner to an unauthorized person is prohibited by law.~~

Position in Shock Wave

Z = initial position in units of head motion
(co-moving coordinate)
 ϕ = position in units of head motion

ϕ
↓

1.00
99
98
97
96
95
94
93
92
91
90

UNCLASSIFIED

UNCLASSIFIED

①

$\delta = 1.4$

$\delta = 5/3$

KEUFFEL & ESSER CO. 7 1/2" x 10" 308114
Millimeter and Centimeter Scales and Graph
Model KES-1

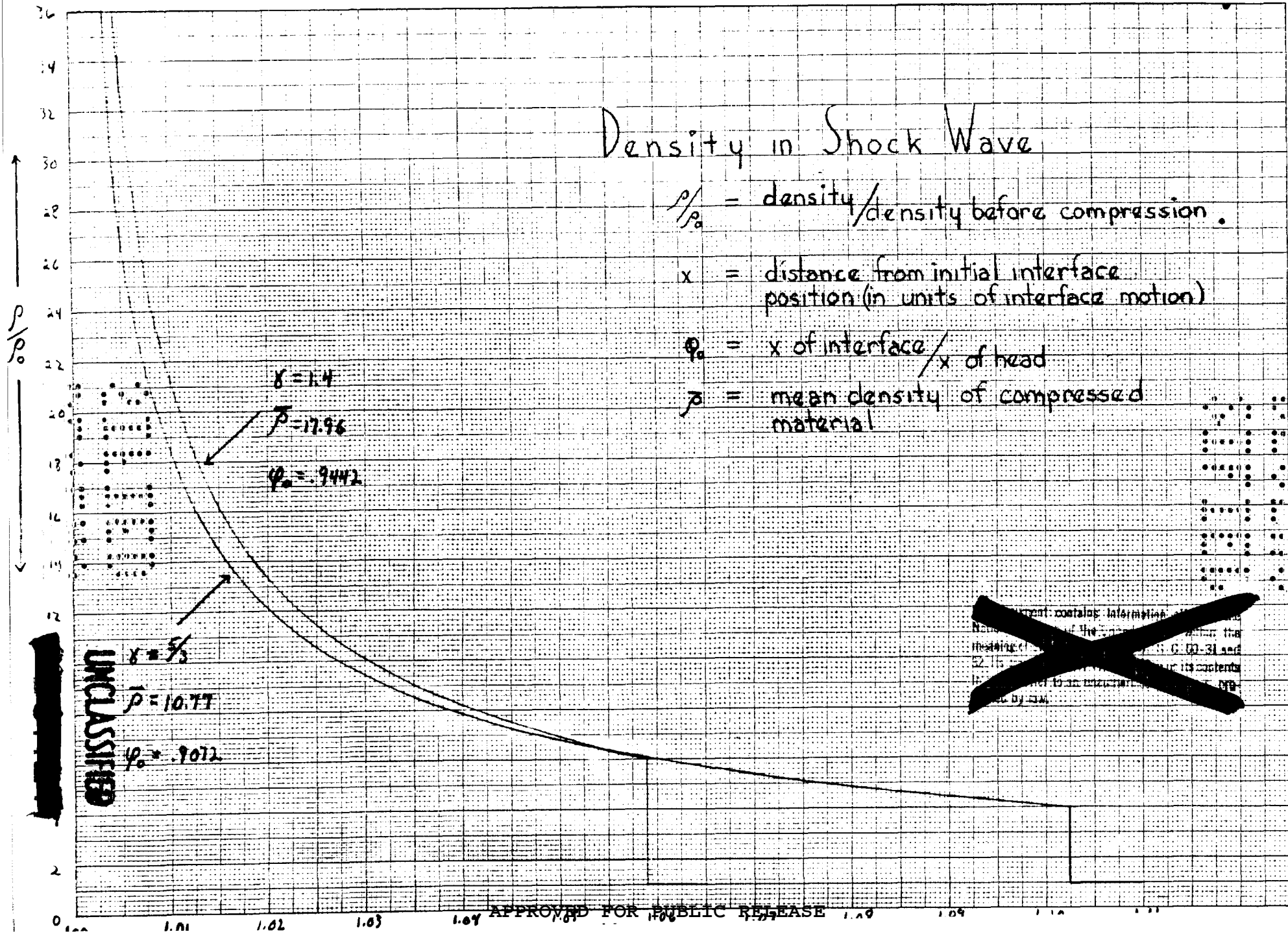
Density in Shock Wave

ρ/ρ_0 = density / density before compression.

x = distance from initial interface position (in units of interface motion)

ϕ_0 = x of interface / x of head

$\bar{\rho}$ = mean density of compressed material



UNCLASSIFIED

~~Current catalog information...
Name of the...
Meeting... G. 00-31 and
52.15...
...for its contents...
...to an...
...by...~~

UNCLASSIFIED (2)

KEUFFEL & ESSER CO., N. Y. NO. 999-14
Millimetry, 2 mm. Lines accented, cm. lines kee77
M.P. 11 2 A

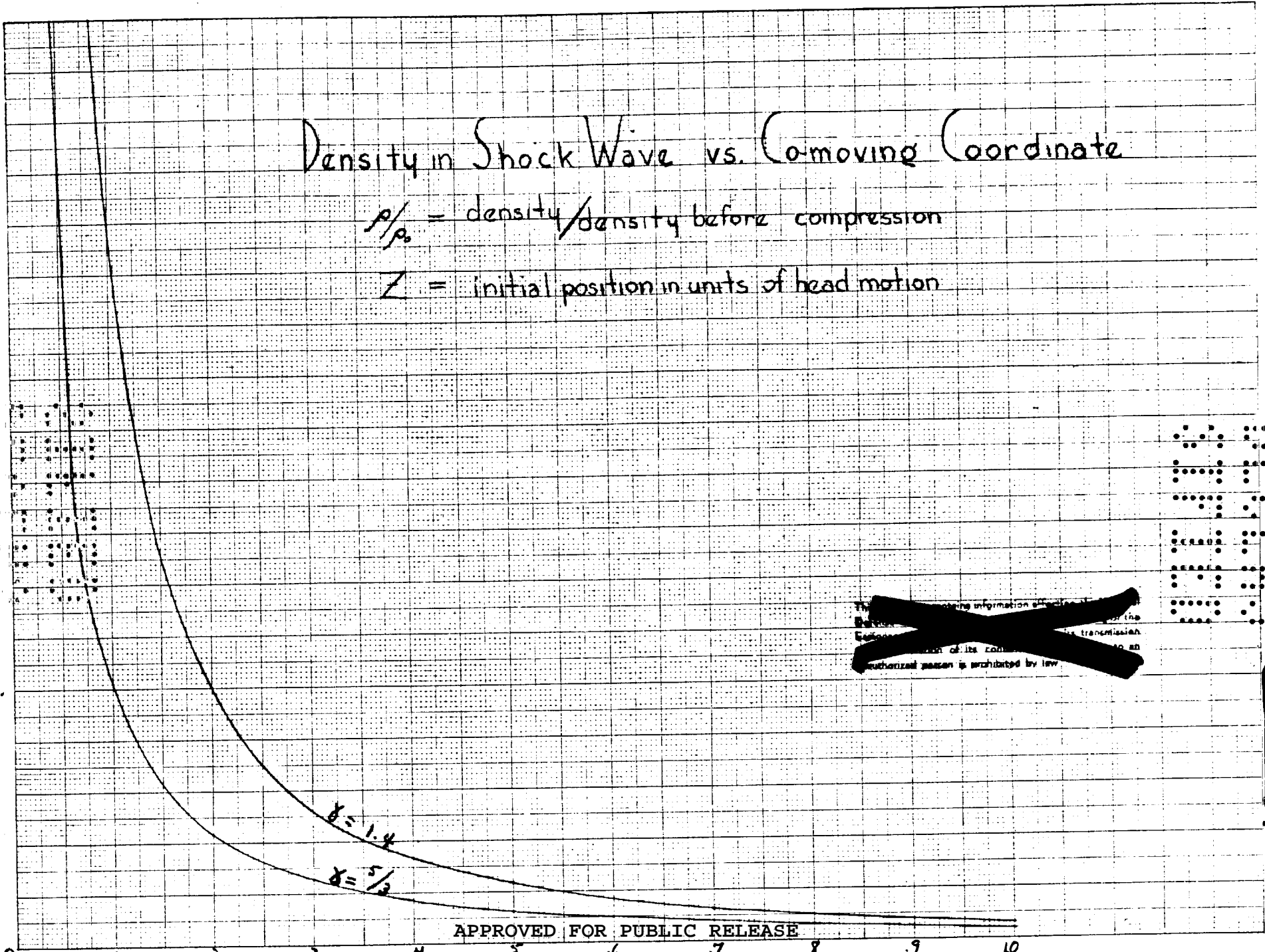
Density in Shock Wave vs. Co-moving Coordinate

ρ/ρ_0 = density/density before compression

Z = initial position in units of head motion

300.
200.
100.
0

ρ/ρ_0



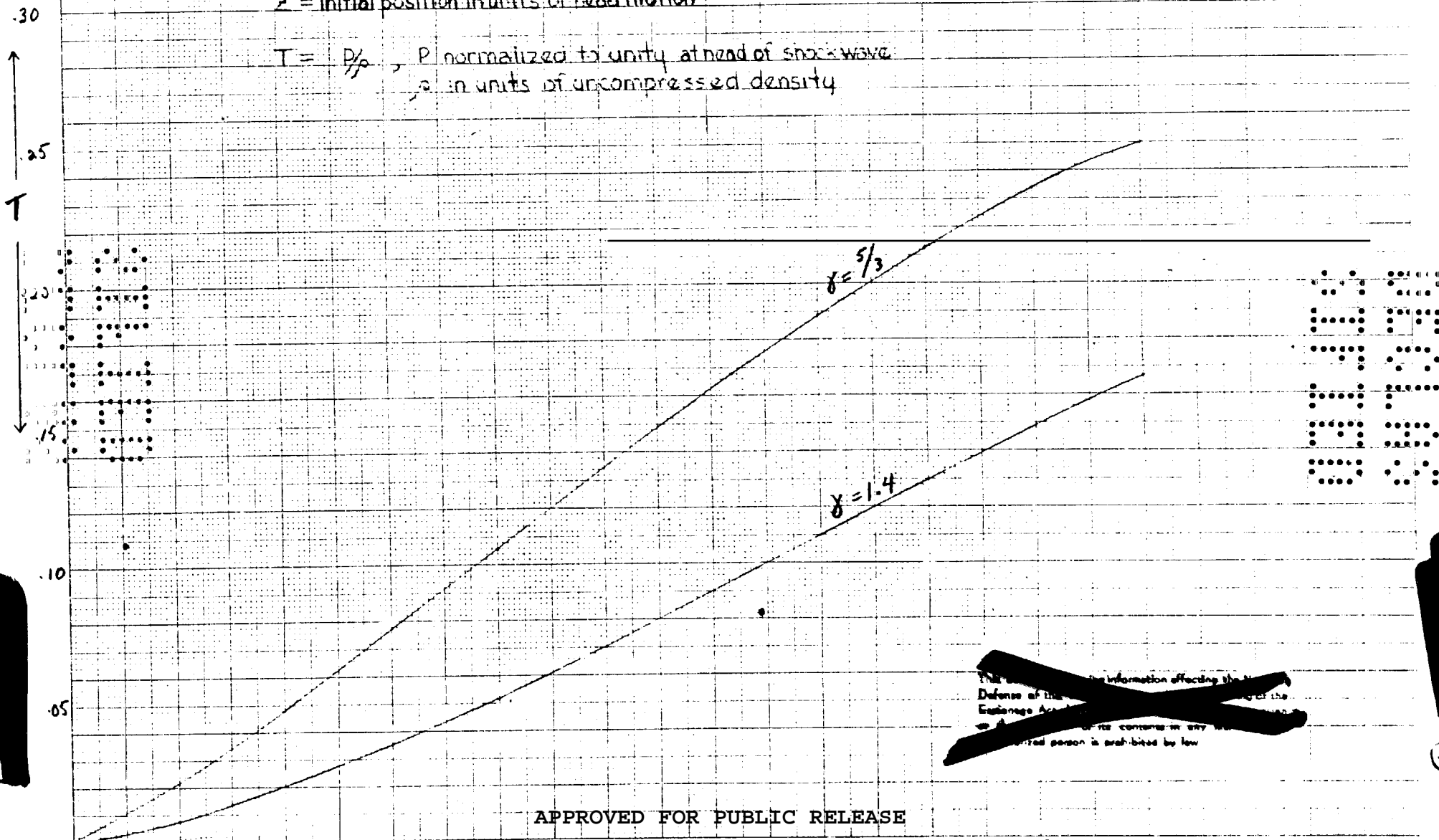
~~The following information is classified as Secret for the purpose of its transmission. The unauthorized disclosure of its contents to an unauthorized person is prohibited by law.~~

KELFFEL & ESSER CO. NO. 38P-14

Temperature in Shock Wave

Z = initial position in units of head motion

$T = P/\rho$, P normalized to unity at head of shock wave
 ρ in units of uncompressed density



~~The release of this information affecting the
 Defense of the United States within the meaning of the
 Espionage Act, Title 18, United States Code, as amended,
 or any information the disclosure of its contents in any way
 to an unauthorized person is prohibited by law.~~

KEUFFEL & ESSER CO. N. Y. NO. 359-11
10 x 10 to the half inch, 5th lines spaced
Engraving, 7 x 10 in
PAGE NO. 4A

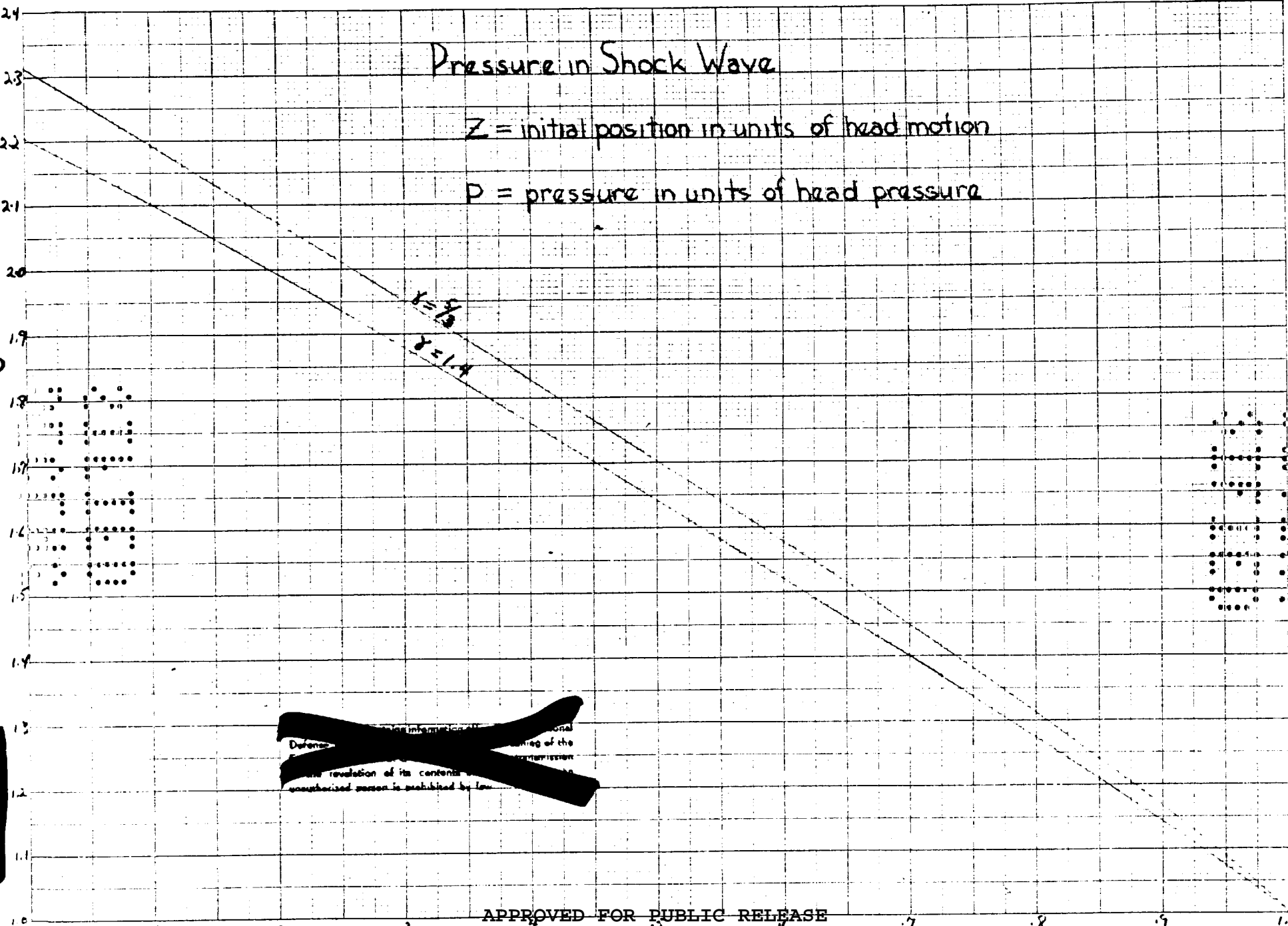
Pressure in Shock Wave

Z = initial position in units of head motion

P = pressure in units of head pressure

$\gamma = 5/3$

$\gamma = 1.4$

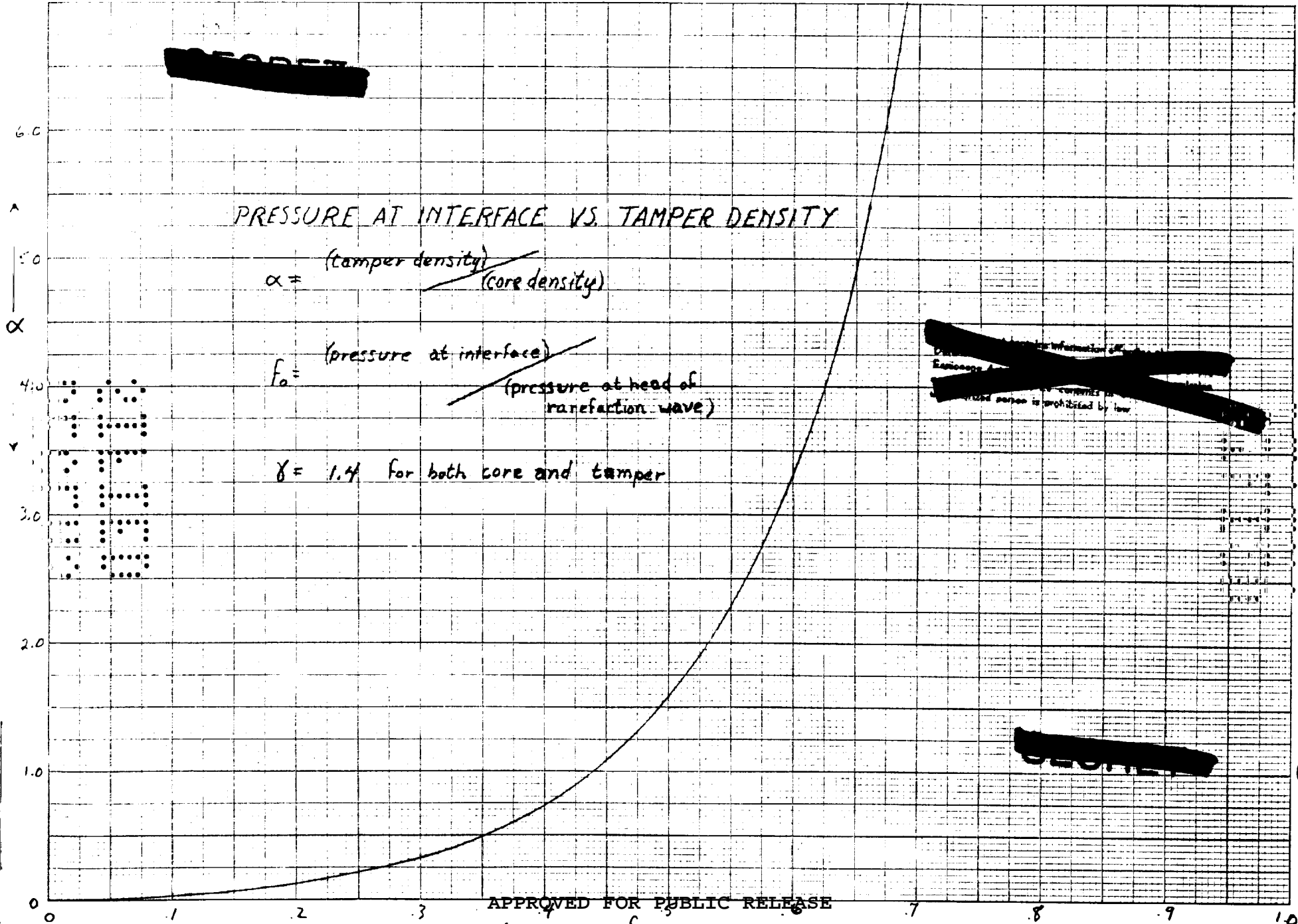


~~... information ...
Defense ... of the ...
... revelation of its contents ...
... authorized person is prohibited by law.~~

(5)

REF ID: A68888
CLASSIFICATION: CONFIDENTIAL
EXPIRES: 12/31/60

~~SECRET~~

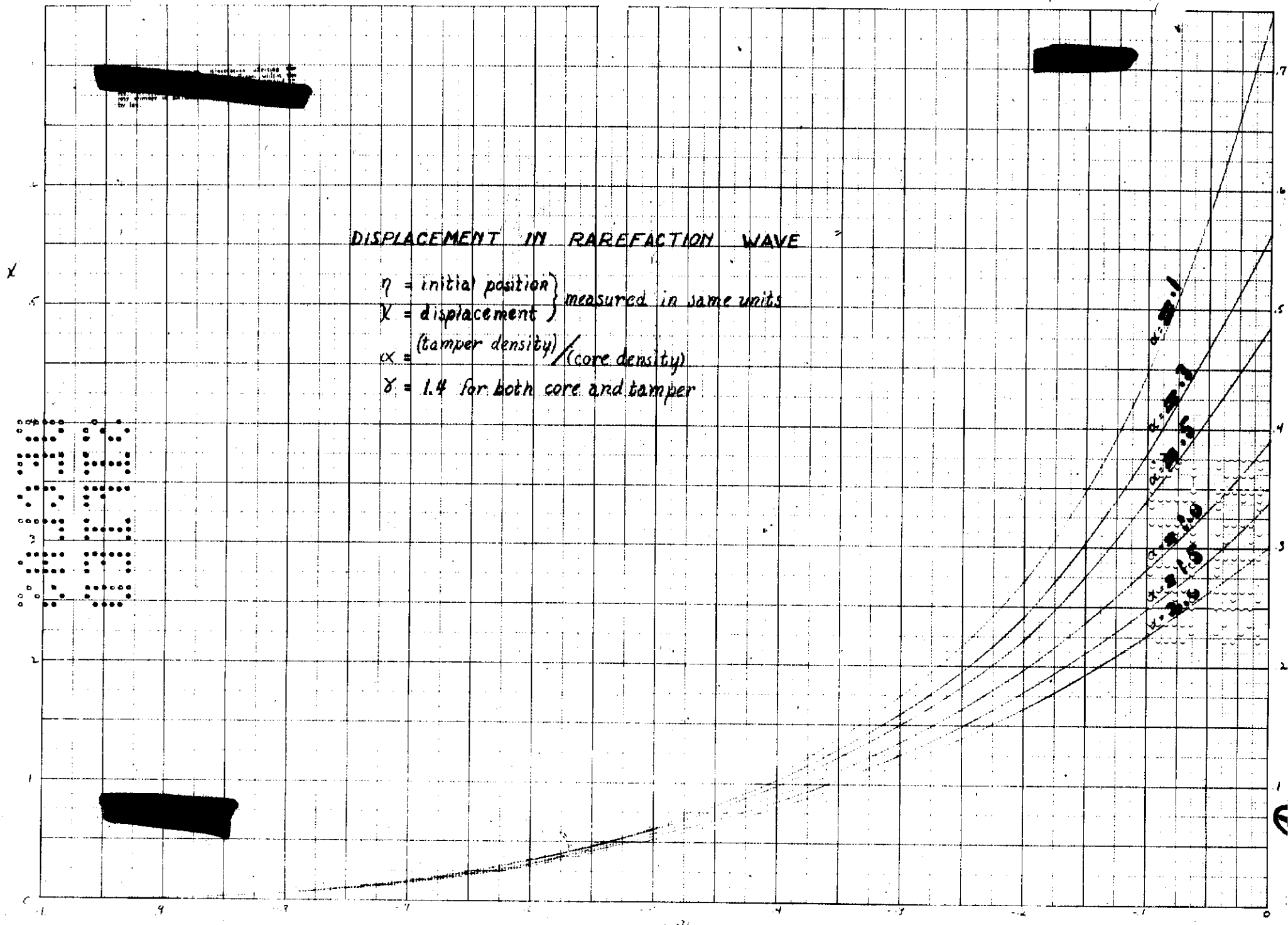


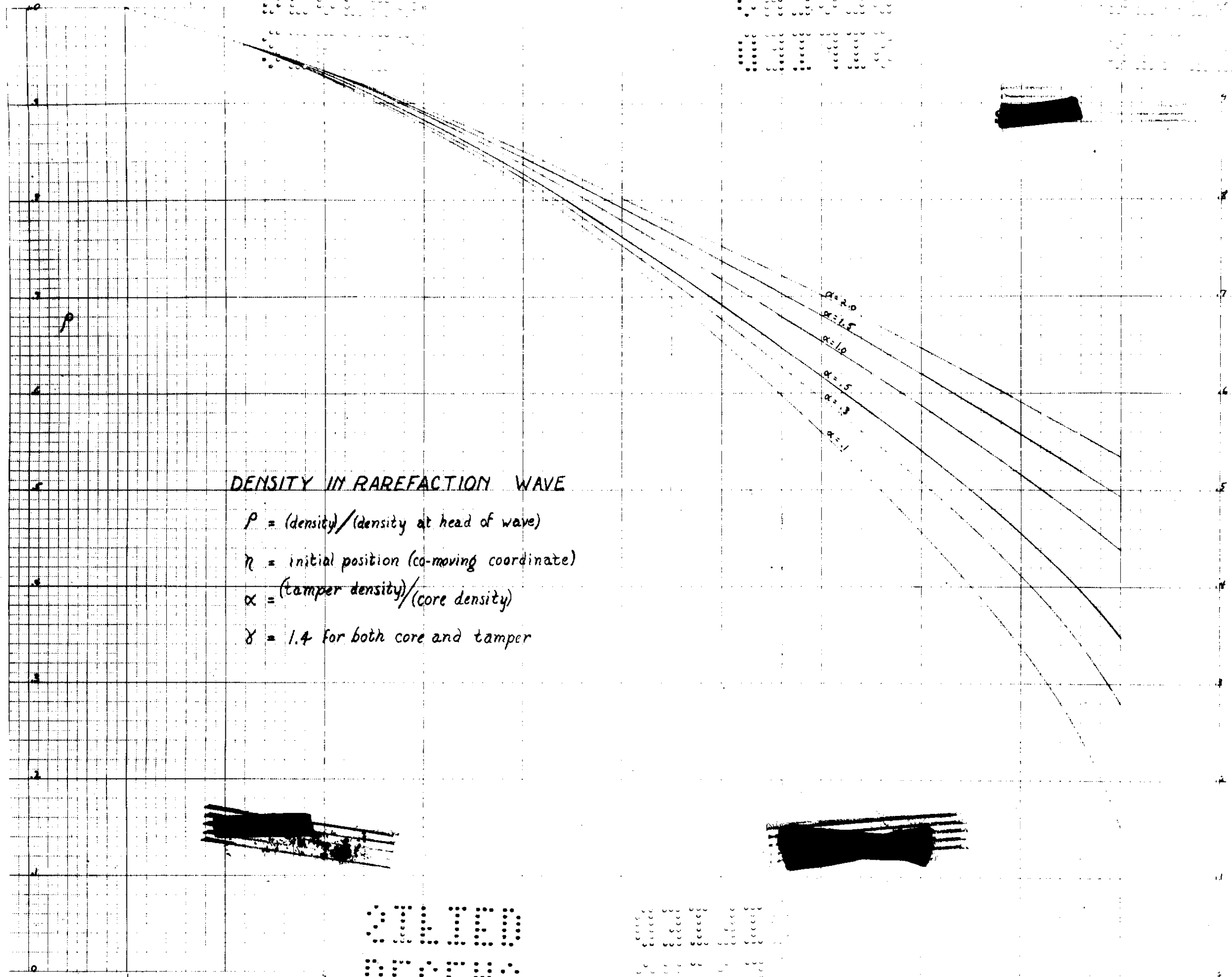
~~CONFIDENTIAL~~
~~ALL INFORMATION CONTAINED~~
~~HEREIN IS UNCLASSIFIED~~
~~EXCEPT WHERE SHOWN~~
~~OTHERWISE BY DATA~~
~~MARKS~~
~~REVISIONS TO THIS~~
~~CLASSIFICATION~~
~~ARE THE PROPERTY OF~~
~~THE~~
~~CLASSIFIED PERSON IS PROHIBITED BY LAW~~

~~SECRET~~

DISPLACEMENT IN RAREFACTION WAVE

η = initial position } measured in same units
 X = displacement }
 α = (tamper density) / (core density)
 δ = 1.4 for both core and tamper





DENSITY IN RAREFACTION WAVE

$\rho = (\text{density}) / (\text{density at head of wave})$

$\eta = \text{initial position (co-moving coordinate)}$

$\alpha = (\text{tamper density}) / (\text{core density})$

$\gamma = 1.4 \text{ for both core and tamper}$

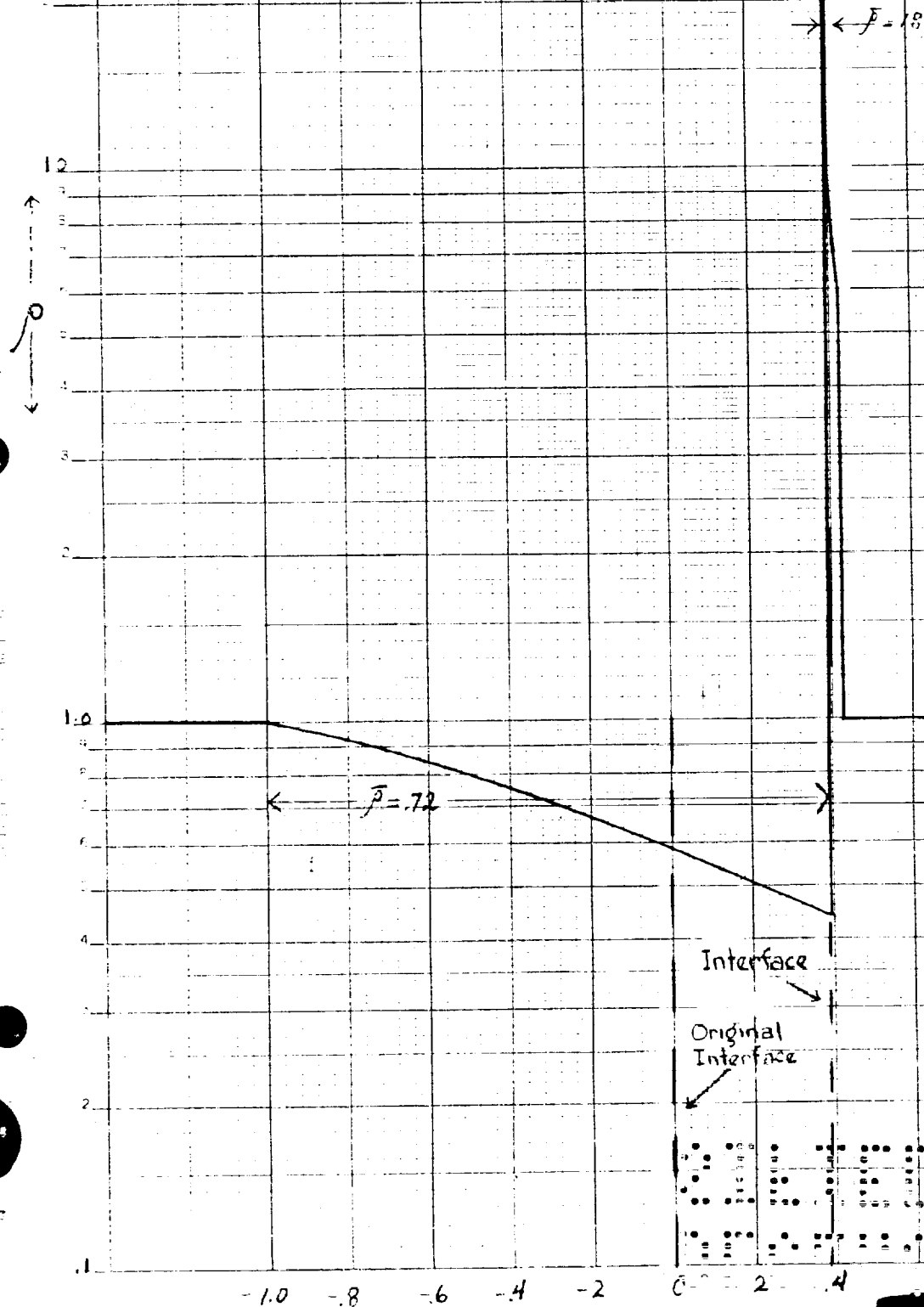
0110
0070

0110
0070

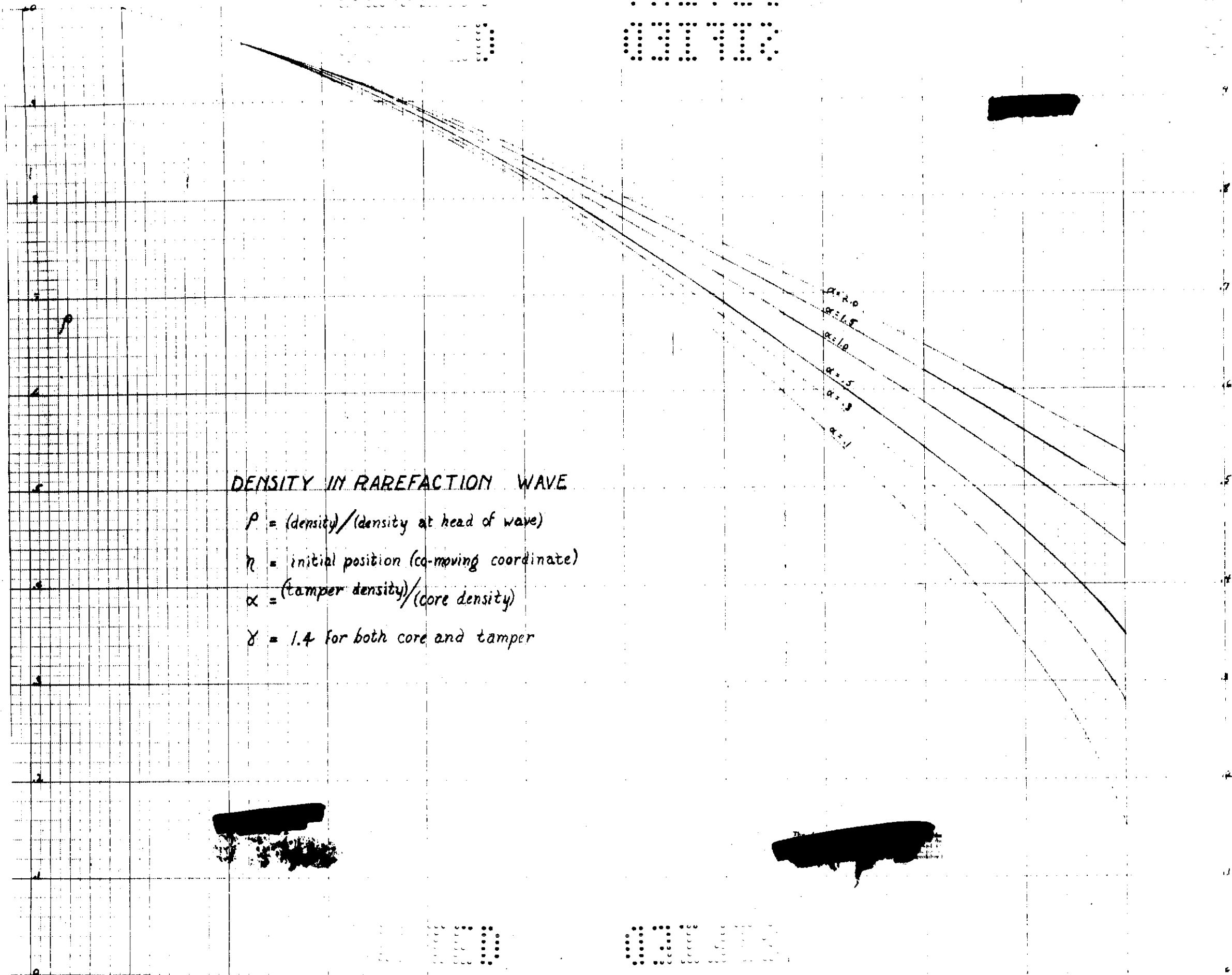
~~Document contains information...
person is prohibited by law.~~

Density in rarefaction and shock waves

core density = tamper density (before expansion)
 $\gamma = 1.4$ for both core and tamper
 $x =$ distance from original interface



SECRET



DENSITY IN RAREFACTION WAVE

ρ = (density)/(density at head of wave)

η = initial position (co-moving coordinate)

α = (tamper density)/(core density)

γ = 1.4 for both core and tamper

SECRET

DECLASSIFIED

DECLASSIFIED