

LA-9362-MS

C.3

Los Alamos National Laboratory is operated by the University of California for the United States Department of Energy under contract W-7405-ENG-36.

CIC-14 REPORT COLLECTION  
**REPRODUCTION  
COPY**

*Application of Adjusted Data  
in Calculating Fission Product  
Decay Energies and Spectra*

LOS ALAMOS NATIONAL LABORATORY  
  
3 9338 00321 6503

**Los Alamos** Los Alamos National Laboratory  
Los Alamos, New Mexico 87545

This work was supported by the US Department of Energy, Office of Nuclear Energy, Office of Reactor Research and Technology.

**DISCLAIMER**

This report was prepared as an account of work sponsored by an agency of the United States Government. Neither the United States Government nor any agency thereof, nor any of their employees, makes any warranty, express or implied, or assumes any legal liability or responsibility for the accuracy, completeness, or usefulness of any information, apparatus, product, or process disclosed, or represents that its use would not infringe privately owned rights. References herein to any specific commercial product, process, or service by trade name, trademark, manufacturer, or otherwise, does not necessarily constitute or imply its endorsement, recommendation, or favoring by the United States Government or any agency thereof. The views and opinions of authors expressed herein do not necessarily state or reflect those of the United States Government or any agency thereof.

LA-9362-MS

UC-34c

Issued: June 1982

# Application of Adjusted Data in Calculating Fission-Product Decay Energies and Spectra

D. C. George  
R. J. LaBauve  
T. R. England



# APPLICATION OF ADJUSTED DATA IN CALCULATING FISSION-PRODUCT DECAY ENERGIES AND SPECTRA

by

D. C. George, R. J. LaBauve, and T. R. England

## ABSTRACT

The code ADENA, which approximately calculates fission-product beta and gamma decay energies and spectra in 19 or fewer energy groups from a mixture of  $^{235}\text{U}$  and  $^{239}\text{Pu}$  fuels, is described. The calculation uses aggregate, adjusted data derived from a combination of several experiments and summation results based on the ENDF/B-V fission-product file. The method used to obtain these adjusted data and the method used by ADENA to calculate fission-product decay energy with an absorption correction are described, and an estimate of the uncertainty of the ADENA results is given.

Comparisons of this approximate method are made to experimental measurements, to the ANSI/ANS 5.1-1979 standard, and to other calculational methods. A listing of the complete computer code (ADENA) is contained in an appendix. Included in the listing are data statements containing the adjusted data in the form of parameters to be used in simple analytic functions. These fitted parameters can be abstracted for other uses such as in spatial neutron depletion or thermal hydraulics codes.

---

## I. INTRODUCTION

Summation calculations of fission product decay energy based on four different fission-product data files were compared with several experiments,<sup>1,2,3,4,5</sup> and the results were reported in Ref. 6. The conclusions drawn from these comparisons include

- (1) The experimental spectral data are consistent.

- (2) Aggregate beta and gamma spectral decay energies calculated from any of the four fission product files do not agree well with experiment for short irradiation and cooling times below  $\sim 1000$  s.
- (3) It is likely that some data in ENDF/B-V (Mod 0)<sup>7</sup>, probably the experimental decay energies for some individual, high-Q nuclides, are deficient.

These conclusions imply that better estimates of decay spectra will result from calculations that use aggregate data derived, where possible, from experiments rather than data derived entirely from the fission-product files. However, because such experimental data are available only in the region  $2.2 \text{ s} - 2 \times 10^5 \text{ s}$  for gamma decay energy and  $2.2 \text{ s} - 10^4 \text{ s}$  for beta decay energy, information based on ENDF/B-V summation calculations was incorporated to extend the range of the calculated decay-energy cooling times from  $10^4 - 10^9 \text{ s}$ . The method used to prepare the adjusted data base is described in Section II.

The code ADENA uses these adjusted data to calculate fission-product decay-energy spectra from any mixture of thermally irradiated  $^{235}\text{U}$  and  $^{239}\text{Pu}$  fuels at user specified cooling times. A correction for neutron absorption in the fission products is included. Section III contains a description of the code, and Appendix A contains a full listing and a sample problem input and output. The spectra, but not the absorption correction, should be almost as accurate for the fissions induced by fast energy neutrons as it is for thermal neutrons.

Section IV contains the results of three applications of the code ADENA. First, the ADENA results for a finite irradiation problem including the effects of neutron absorption are compared with CINDER-10 (Ref. 8) calculations. Second, sample calculations of both the Oak Ridge and Los Alamos experiments are compared with the experiments. Third, a calculational comparison of the summed spectra with the ANSI/ANS-5.1-1979 standard<sup>9</sup> is made.

Finally, Section V contains the authors' estimate of the reliability of ADENA results. Appendix B clarifies the procedure used to obtain this estimate and includes in tabular form the detailed data upon which the estimate is based.

## II. PREPARATION OF ADJUSTED DATA

The adjusted data base used by ADENA is derived from a combination of experimental data and the ENDF/B-V fission-product data file. The experiments, whose results were incorporated into the data base, were conducted at Los Alamos and Oak Ridge; nuclear fuel samples were irradiated with thermal neutrons and

the decay-energy and beta-ray and/or gamma-ray spectra of the resulting fission products measured. Results of these experiments were included in formulating the ANSI/ANS-5.1 Decay Power Standard. A brief summary of the experimental range of data follows.

- o Oak Ridge spectral experiments<sup>1,2</sup> in which <sup>235</sup>U and <sup>239</sup>Pu fuels were irradiated with thermal neutrons for times of 1, 10, (5 for <sup>239</sup>Pu), and 100 s, and both aggregate fission-product gamma-ray and beta-ray decay-energy spectra were measured for a range of average cooling times from 2.2 (for the 1-s irradiation time) to 12 000 s (for the 100-s irradiation time). There were similar measurements for <sup>241</sup>Pu.
- o Los Alamos calorimetric experiments<sup>3,4</sup> in which <sup>233</sup>U, <sup>235</sup>U, and <sup>239</sup>Pu were irradiated with thermal neutrons for 20 000 s and total decay heat (gamma plus beta) measured for a range of cooling times from 29-190 000 s.
- o Los Alamos spectral experiments<sup>5</sup> in which fuels, irradiation time, and cooling time ranges were the same as for the calorimetric experiments, but aggregate fission-product gamma-ray decay-energy spectra were measured.

The ENDF/B-V fission-product data file contains data for 877 nuclides, of which 264 have spectra, and there are 20 yield sets. These data for individual nuclides were input to the summation code CINDER-10,<sup>8</sup> and the associated code system described in Refs. 10 and 11 was used to produce calculated decay energies and spectra. The aggregate experimental and summation code results were combined to produce the adjusted data base using the procedure described below.

Step 1: Use ENDF/B-V based summation results to calculate points from 10<sup>4</sup> s (beta) or 2 x 10<sup>5</sup> s (gamma) to 10<sup>9</sup> s following a fission pulse. (As noted below, calculations for shorter times were included in the detailed procedure.)

Step 2: Use the shape of the ENDF/B-V derived decay-energy curves below 2 s cooling time shifted to coincide with the experimental data having the shortest cooling times to calculate points below 2 s.

Step 3: Combine points from steps one and two with experimental data points. Use this set of combined points as input to FITPULS<sup>11</sup> to calculate a set of parametric pairs, which represents a fit for a combined adjusted equivalent pulse.

A more detailed description of the procedure outlined in these three steps follows.

## ENDF/B-V Calculation - Preliminary

Methods described in Refs. 10 and 11 were used to create sets of alpha ( $\alpha$ ), lambda ( $\lambda$ ) parameter pairs which represent least squares fits to the aggregate ENDF/B-V pulse data by fitting the data with the equation,

$$f(t) = \sum_{i=1}^n \alpha_i e^{-\lambda_i t} \quad (\text{MeV/fis-s}) \quad . \quad (1)$$

These sets of parameter pairs were obtained for beta- and gamma-ray decay, for both  $^{235}\text{U}$  and  $^{239}\text{Pu}$  fuels, for all decay-energy groups, over the full cooling time range of  $10^{-4}$ - $10^9$  s. The generation of these sets was a necessary preliminary step to obtaining the adjusted data base, and the sets are used in each of the three steps previously outlined.

### Long Cooling Times - Step 1

The sets of parameters from the ENDF/B-V calculation were used in Eq. (1) to compute the beta- and gamma-ray decay energy at four cooling times per decade from the longest experimental cooling time ( $10^4$  s for beta-ray decay and  $2 \times 10^5$  s for gamma-ray decay) up to  $10^9$  s for each decay energy group for both fuels. Because of large experimental errors, ENDF/B-V data were used to calculate points from  $10^3$ - $10^9$  s for some of the higher energy groups.

### Cooling Times Less Than Two Seconds - Step 2

Because there is often a large difference between the decay energy for short cooling-times calculated from the ENDF/B-V fits and the experimentally measured values, we used the shape of the ENDF/B-V data shifted to coincide with the equivalent experimental short cooling time points. [The derivation of "equivalent experimental points" (pulse values) is discussed below.] The shift was accomplished by first plotting the ENDF/B-V fit and the equivalent experimental pulse points having a cooling time less than 10 s. Figure 1 is an example of one of these plots. The ENDF/B-V curve was then shifted manually to coincide with the equivalent experimental points, and values for cooling times of 0.01, 0.03, 0.1, 0.3, and 1.0 seconds were read off the graph. (Figure 2 shows the resulting adjusted fit for cooling times less than 10 s after the procedures described in Steps 1-3 have been completed.)

It is important to note that the equivalent experimental points plotted on Figs. 1-3 are produced from the original data in the following manner. The original experimental points are measured beta- or gamma-ray decay energies at cooling times of  $t$  seconds after an irradiation period of  $T$  seconds. In order

Fig. 1. Beta-ray fission-product decay energy for Group 5 (0.6-0.8 MeV) calculated from ENDF/B-V data and "equivalent pulse" experimental points.

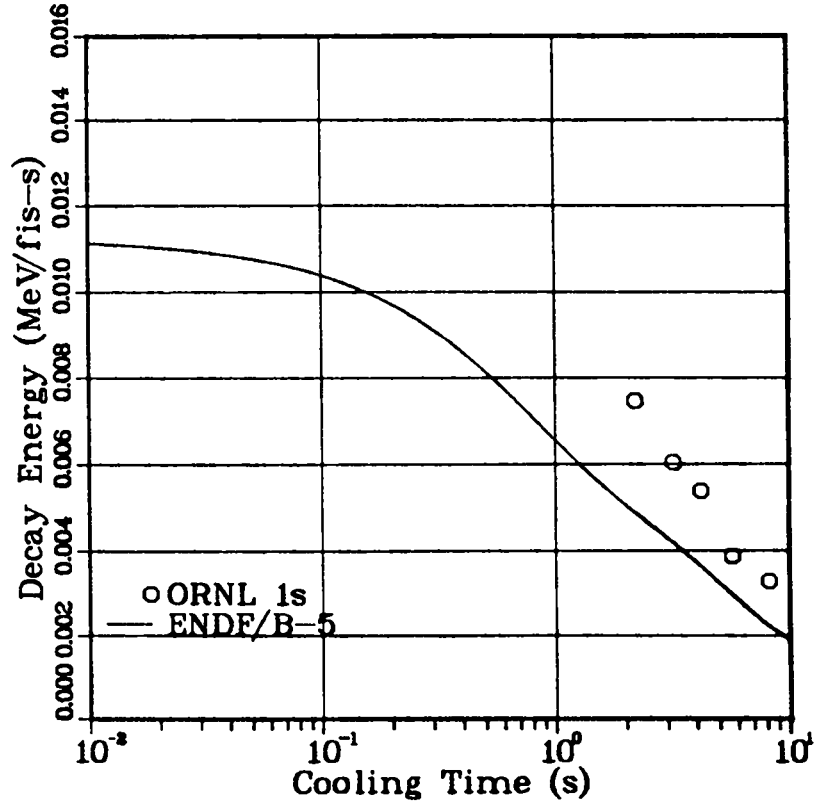
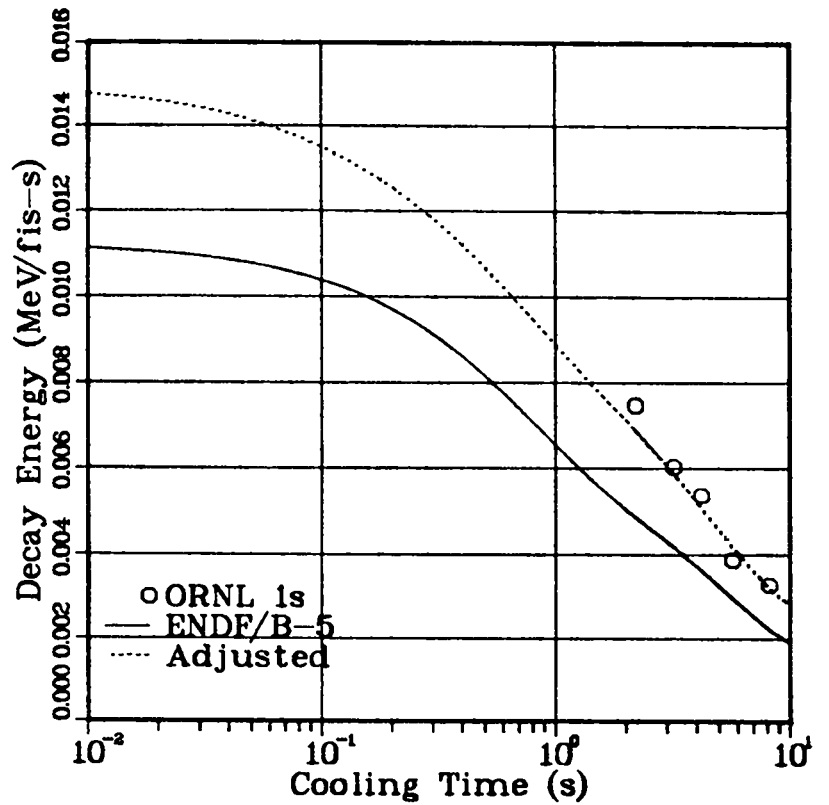


Fig. 2. Beta-ray fission-product decay energy for Group 5 (0.6-0.8 MeV). Adjusted curve shows the result of shifting the ENDF/B-V curve to coincide with the "equivalent pulse" experimental points.





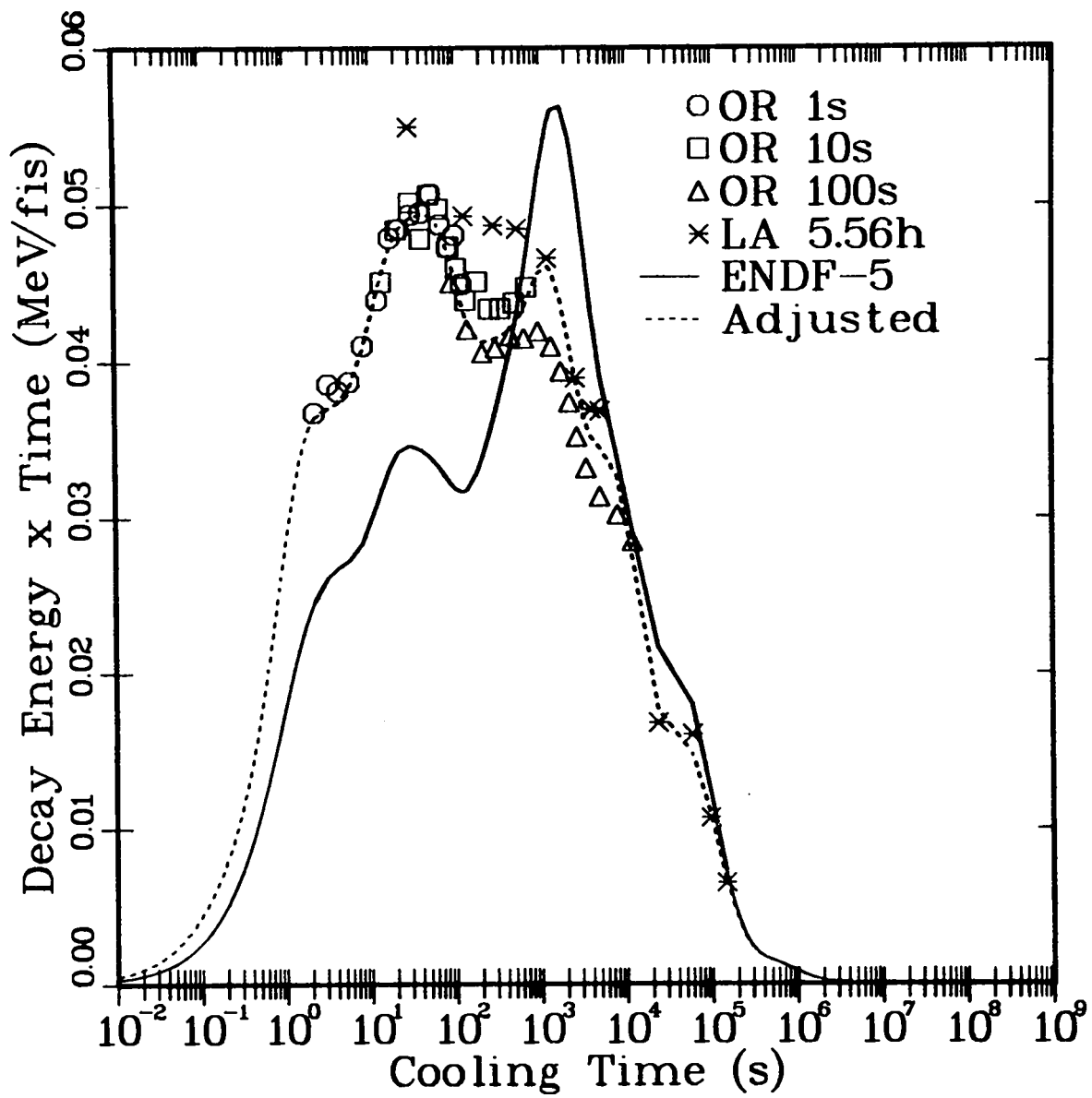


Fig. 3. Gamma-ray decay energy for Group 7 (1.0-1.2 MeV) showing "equivalent pulse" experimental points, ENDF/B-V fit, and adjusted fit.

to intercompare experiments with different irradiation times and to compare these experiments to calculations, it is desirable to reduce the experimental data to equivalent pulse data that are independent of irradiation time. The code FITPULS can generate a set of alphas and lambdas by fitting the original experimental data with an integration of Eq. (1) over T for a unit fission rate producing functions of the form,

$$F(T,t) = \sum_{i=1}^n \frac{\alpha_i}{\lambda_i} e^{-\lambda_i t} \left( 1 - e^{-\lambda_i T} \right) (\text{MeV/fis}) \quad . \quad (2)$$

The set of alpha, lambda parameter pairs derived by FITPULS using Eq. (2) from the combination of all experimental data points constitute the experimental pulse fit. See Appendix D of Ref. 10 for a detailed treatment of this subject. During this fitting process, the percent differences of the original experimental data points to the fitted results as calculated by Eq. (2) are computed and saved. These percent differences can be applied to the experimental pulse by evaluating Eq. (1) at the cooling times of the original experimental points and adding the percent differences to generate equivalent experimental pulse data points. Because the fitting procedure involves a nonlinear least squares algorithm, neither the experimental pulse fits nor the equivalent experimental pulse points are unique. For graphical comparisons, the equivalent experimental pulse values are an excellent representation of the experiments because deviations are emphasized. The actual fitting process of Step 3 (below) uses the original experimental data points, not the equivalent points.

#### Final Parameters Representing the Adjusted Data - Step 3

Points from Step 1 computed directly using the ENDF/BV pulse parameters in Eq. (1) for long cooling times, points from Step 2 derived from the shifted ENDF/BV pulse fit for short cooling times, and the original experimental data points for the middle cooling time region were combined. The combination was input along with the ENDF/BV pulse parameters to FITPULS, which produced sets of alpha, lambda parameter pairs constituting the adjusted equivalent pulse fits. FITPULS uses a nonlinear least squares procedure to fit the input to Eq. (1) (for the pulse points from Steps 1 and 2) and Eq. (2) (for the original experimental finite-irradiation data points) using the ENDF/B-V pulse parameters as the starting values for the fitting process. Thus, the adjusted

fits reflect the basic shape of the ENDF fit, as can be seen in Fig. 3, which shows the original ENDF fit, the final adjusted fit, and the equivalent pulse experimental data points for each experiment. The fitting procedure allows for weights to be assigned to the data points (experimental data or points created by the methods described in Steps 1 and 2). By looking at graphs of the equivalent experimental points and the ENDF fits, it can be determined which points should be given light weights and which should be given heavy weights. Heavy weights will force the final fit to adhere closely to those points, whereas light weights will allow the fit to wander quite far from the data points.

These adjusted fits were obtained in the 19-energy group structure given in Table I for  $^{235}\text{U}$  beta- and gamma-ray decay-energy spectra and for  $^{239}\text{Pu}$  beta- and gamma-ray decay-energy spectra. Note that for cooling times outside the range of the experiments, only ENDF/B-V data were used for FITPULS input; thus the adjusted fits for cooling times greater than  $10^4$  s for betas and  $2 \times 10^5$  s for gammas are just fits to the calculated ENDF/B-V summation data. Because the experimental error at cooling times greater than 1000 s for energies greater than 4 MeV is very large for groups 17 and 18, those experimental points were ignored and the ENDF/B-V data were used instead. Thus, for these groups the adjusted fits are the ENDF/B-V fits for cooling times greater than 1000 s. There are no experimental data for group 19, therefore the adjusted fit for group 19 is based on the ENDF/B-V fit for all cooling times.

### III. DESCRIPTION OF ADENA

The program ADENA was written to approximate the fission product decay-energy spectra with an absorption correction for fuel mixtures of  $^{235}\text{U}$  and  $^{239}\text{Pu}$ . The adjusted fits produced by the procedure given in Sec. II were incorporated into the code, which uses these parameters in Eq. (2) to calculate the fission product decay energy for a finite irradiation time without absorption. A description of the input to ADENA is given in Table II.

For many applications involving long irradiation times, a correction to the adjusted fits is needed to account for the effects of neutron absorption. (Appendix D of Ref. 10 gives the general equations to calculate absorption effects; however, the simplified method developed in Ref. 12 was used in ADENA.) Several limiting assumptions are made in order to simplify the absorption calculations. The power history must be reduced to the associated

TABLE I  
ENERGY GROUP STRUCTURE

<u>Group</u>	<u>E-Lo (MeV)</u>	<u>E-Hi (MeV)</u>
1	0.0	0.1
2*	0.1	0.2
3	0.2	0.4
4	0.4	0.6
5	0.6	0.8
6	0.8	1.0
7	1.0	1.2
8	1.2	1.4
9	1.4	1.6
10	1.6	1.8
11	1.8	2.0
12	2.0	2.2
13	2.2	2.4
14	2.4	2.6
15	2.6	3.0
16	3.0	4.0
17	4.0	5.0
18	5.0	6.0
19	6.0	7.5

\* Due to lack of experimental data, Groups 1 and 2 were combined for the beta-ray calculations.

average thermal and epithermal fluxes. The requested group structure must be a subset of the group structure given in Table I. Only the two most important chains  $^{155}\text{Eu} - ^{156}\text{Eu}$  and  $^{133}\text{Cs} - ^{134}\text{Cs}$  are considered; these have a net positive effect on heating and spectra. The correction is given by the equation

$$\Delta F(t, T, \phi) = \Delta N(T, \phi) \lambda \omega e^{-\lambda t} \quad (3)$$

where,

T is the irradiation time

t is the cooling time

$\phi$  is the neutron flux (thermal and epithermal)

$\lambda$  is the decay constant of the second nuclide in the chain

$\omega$  is the average photon decay energy for a given group for the second nuclide

$\Delta N(T, \phi)$  is the change in atom density of the nuclide resulting from its radiative capture and capture in its precursor.

TABLE II

ADENA INPUT SPECIFICATIONS<sup>a</sup>

<u>Card</u>	<u>Variable</u>	<u>Comment</u>	
1	UFRAC	Fraction of <sup>235</sup> U in fuel	
	TFLUX	Average thermal flux (n/cm <sup>2</sup> /s)	
	ETFLUX	Average epithermal flux (n/cm <sup>2</sup> /s)	
	OTIME	Operating time (seconds) (use OTIME = 0 for pulse case)	
	NGI	Number of energy groups	
	NTSP	Number of cooling times	
	IPLT	Plotting flag; flag = 1 for plots, = 0 for no plots	
	IST	If = 1, calculate ANSI Standard, 0 otherwise	
2	EI(I), I=1,NGI+1	If NGI > 0 energy bounds (MeV); energy bounds must be a subset of bounds given in Table I.  If NGI < 0, card 2 is omitted  If NGI = 0, energy bounds of Table I are used  If NGI = -6, the energy bounds 0.0, 1.0, 2.0, 3.0, 4.0, 5.0, 7.5 will be used  If NGI = -12, the energy bounds 0.0, 0.4, 0.8, 1.0, 1.4, 1.8, 2.2, 2.6, 3.0, 4.0, 5.0, 6.0, 7.5 will be used	
	3	TMIN,TMAX	Only if NTSP = 0 or NTSP = -1  If NTSP = 0, results will be calculated for cooling times at each decade and half decade from TMIN to TMAX  If NTSP = -1, results will be calculated for cooling times at each decade from TMIN to TMAX
			T(I), I=1,NTSP
	4	UFG,UFB,PUFG,PUFB	Multiplication factor for increasing confi- dence limits of ADENA calculation for <sup>235</sup> U gamma energies, <sup>235</sup> U beta energies, <sup>239</sup> Pu gamma energies, and <sup>239</sup> Pu beta energies, in that order. Set = 1 for no effect

<sup>a</sup>All input is free field; values or commas must be supplied for all variables.

Results are generated for each requested cooling time by group and for the sum over all groups. Beta-ray, gamma-ray, and the sum of beta- and gamma-ray decay energies are printed and plotted for each category.

The ADENA code also has the capability of calculating the decay energy after a pulse (specify OTIME = 0) and of performing calculations of the total beta plus gamma decay energy based on the ANSI/ANS-5.1-1979 Standard (specify IST =1), as described in Table II.

#### IV. COMPARISONS

To check the data fits used in ADENA, three types of comparisons were made. The first comparison involved using ADENA to calculate the gamma-ray decay energy at three cooling times (1,  $10^6$ , and  $10^8$  s) for a  $^{235}\text{U}$ -fueled thermal reactor with an average thermal flux of  $10^{14}$  n/cm<sup>2</sup>/s for an operating time of 20 000 hours. The ADENA results were then compared with the results of a CINDER-10(Ref. 8) calculation of the same problem. The ADENA calculation used the adjusted data base derived from experiment and ENDF/B-V, whereas the CINDER calculation used ENDF/B-IV data. The results of both calculations are given in Table III. The biggest differences occur at the shortest cooling time, 1 s, in the lowest energy group. This observation is supported by the results of the data testing study<sup>6</sup> that indicates that the calculated gamma-ray decay energies are relatively high for early cooling times and small gamma-ray energies. Maximum absorption effects in the calculations are at  $10^6$  s cooling time for the europium chain and  $10^8$  s for the cesium chain. As can be seen from the tabulations in Table III, ADENA agrees well with CINDER at these times.

The second type of comparison involved using ADENA to calculate the Oak Ridge (ORNL) and Los Alamos experiments, and plotting the calculation with the experimental data. Examples of these graphical comparisons for the ORNL 100-s irradiation experiment<sup>1</sup> are given in Figs. 4-6 for three cooling times (90, 950, and 11 950 s) and for the Los Alamos 5.56-h experiment<sup>3</sup> in Figs. 7-9 for three cooling times (128, 1218, and 14 650 s). As can be seen in the figures, the calculation agrees quite well with the experiment. Note that for long cooling times and high gamma-ray energies, the experimental error is very large.

A final comparison is made with the 1979 ANSI/ANS-5.1 Standard. This standard is believed to provide the best estimate of total (beta plus gamma)

TABLE III

## COMPARISON OF GAMMA-RAY ENERGY CALCULATED BY ADENA AND CINDER

Group	Energy Bounds (MeV)	Cooling Time 1 s Gamma Decay Energy (MeV/fis)		Cooling Time 10 <sup>6</sup> s Gamma Decay Energy (MeV/fis)		Cooling Time 10 <sup>8</sup> s Gamma Decay Energy (MeV/fis)	
		CINDER	ADENA	CINDER	ADENA	CINDER	ADENA
1	0.0-1.0	2.681	2.258	0.180	0.181	0.0079	0.0077
2	1.0-2.0	2.061	1.971	0.073	0.067	0.0003	0.0003
3	2.0-3.0	0.838	0.968	0.008	0.009	0.0001	0.0000
4	3.0-4.0	0.306	0.421	0.001	0.000	0.0000	0.0000
5	4.0-5.0	0.166	0.179	0.001	0.000	0.0000	0.0000
6	5.0-6.0	0.042	0.057	0.000	0.000	0.0000	0.0000
Total		6.095	5.856	0.261	0.257	0.0083	0.0081
Fuel		<sup>235</sup> U					
Thermal Flux		10 <sup>14</sup> n/cm <sup>2</sup> /s					
Epithermal Flux		5 x 10 <sup>14</sup> n/cm <sup>2</sup> s					
Operating Time		20 000 hr					

decay heating, but it does not provide a resolution into the beta and gamma components or spectra. The primary intent of this report is to provide a simple code that will calculate our best estimate of these components, particularly their spectra on a few-energy group basis. The total heating closely matches values from the standard, as shown in Fig. 10 for <sup>235</sup>U and Fig. 11 for <sup>239</sup>Pu, but is not normalized to the standard. The ADENA results are within 10% of the standard at all times. In terms of the small assigned uncertainties of the standard, the ADENA results are all within a two-sigma uncertainty of the standard for <sup>239</sup>Pu. The uncertainties in the standard are much smaller for <sup>235</sup>U (<2%), and 14 of the 46 points are further than 2 sigma from the standard (all are within 10%), 4 points are further than 3 sigma, and all are within 4 sigma uncertainty of the standard. Note that the standard is based on five experiments and ENDF/B-IV data, whereas our adjusted fits are based on only three experiments and ENDF/B-V data.

## V. ESTIMATE OF ACCURACY OF CALCULATIONS USING THE ADENA CODE

As described in Sec. III, the user has the option of assigning values to four input parameters in ADENA, namely, UFG, UFB, PUEG, and PUEB, which will raise or lower the results of the calculation by a certain percentage and thus increase the level of confidence in the calculation. It is the intent of this

Fig. 4. Gamma-ray decay energy after a cooling time of 90 s from the Oak Ridge National Laboratory  $^{235}\text{U}$  100-s irradiation experiment compared with the ADENA calculation.

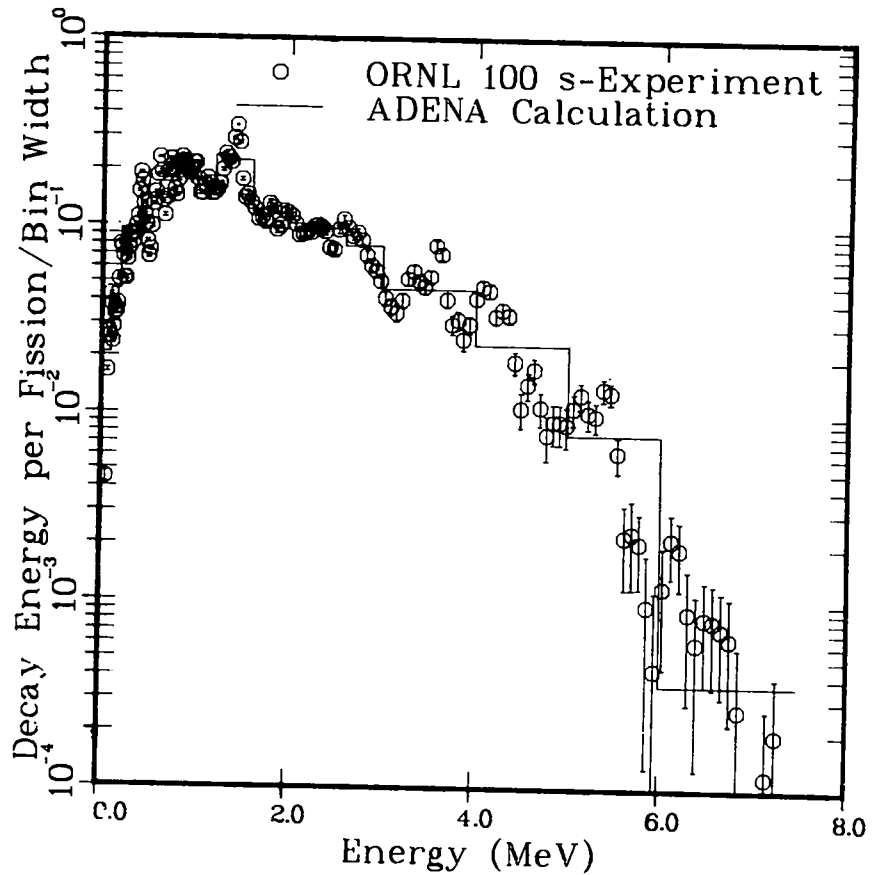


Fig. 5. Gamma-ray decay energy after a cooling time of 950 s from the Oak Ridge National Laboratory  $^{235}\text{U}$  100-s irradiation experiment compared with the ADENA calculation.

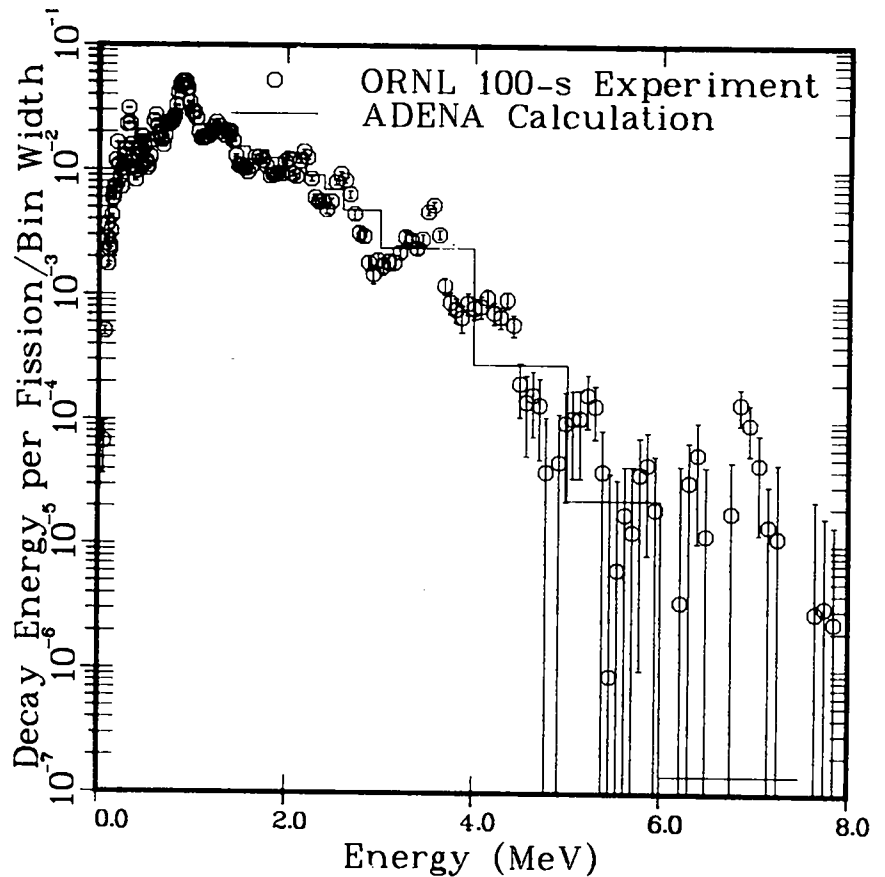




Fig. 6. Gamma-ray decay energy after a cooling time of 11 950 s from the Oak Ridge National Laboratory  $^{235}\text{U}$  100-s irradiation experiment compared with the ADENA calculation.

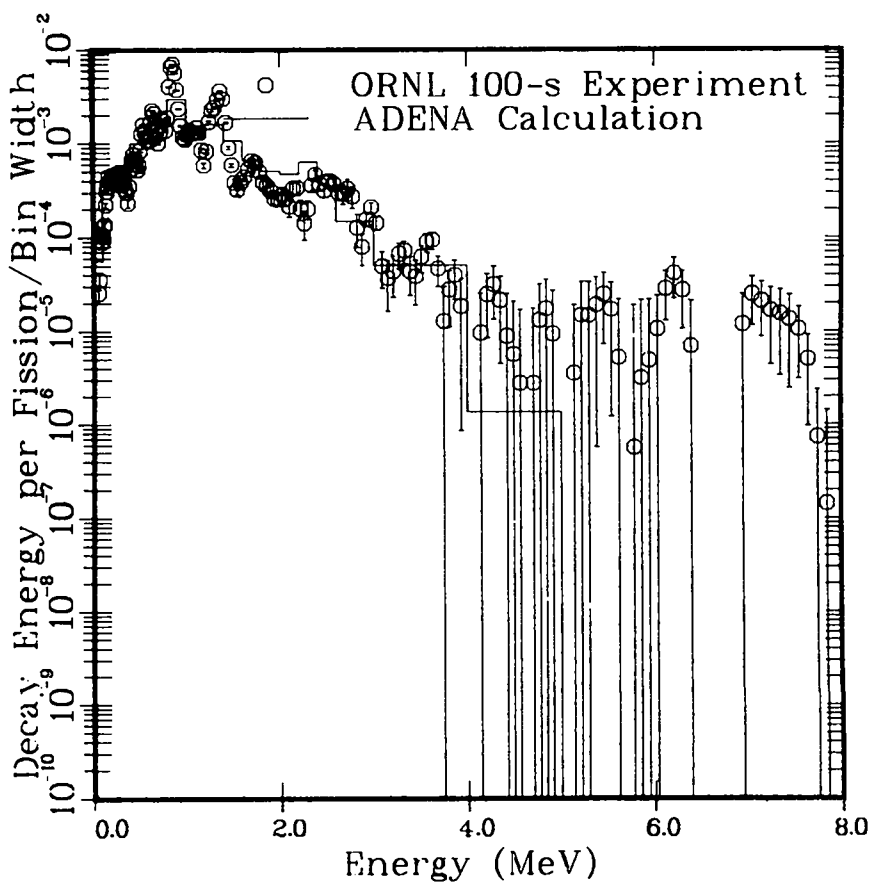


Fig. 7. Gamma-ray decay energy after a cooling time of 128 s from the Los Alamos  $^{235}\text{U}$  5.56-h irradiation experiment compared to the ADENA calculation.

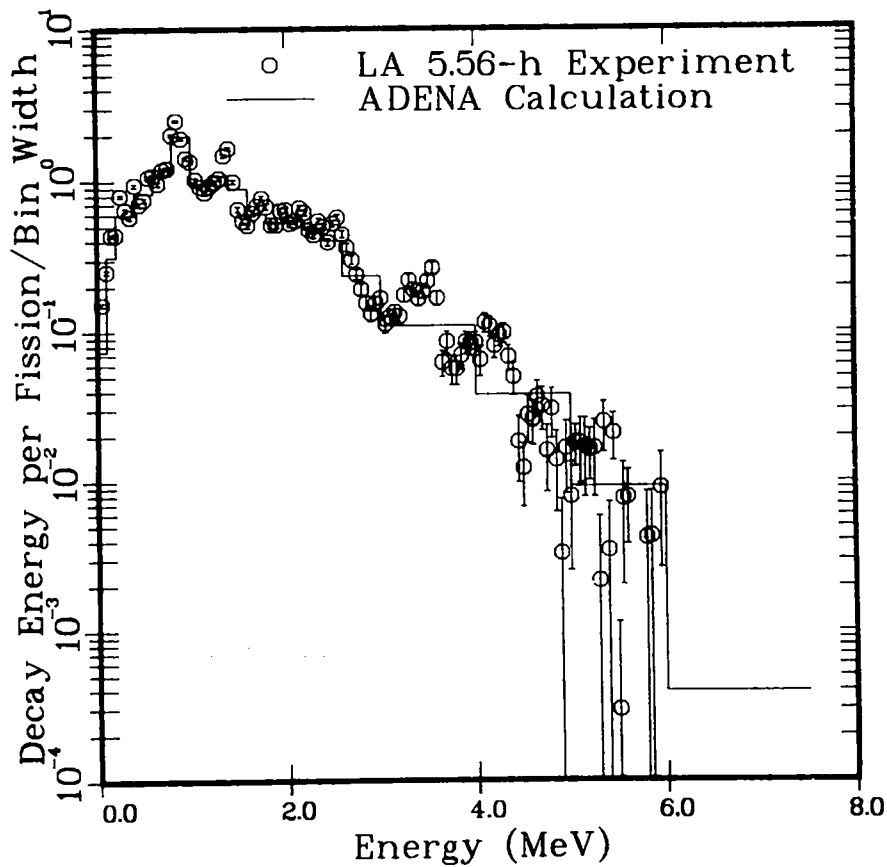


Fig. 8. Gamma-ray decay energy after a cooling time of 1218 s from the Los Alamos  $^{235}\text{U}$  5.56-h irradiation experiment compared to the ADENA calculation.

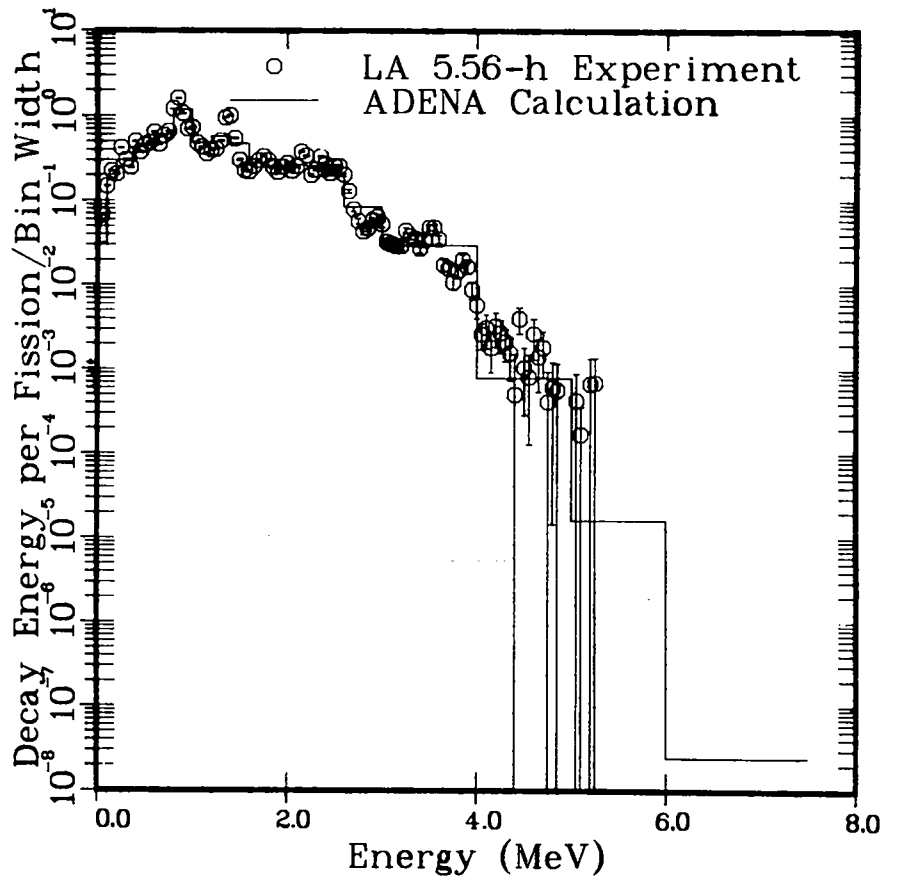


Fig. 9. Gamma-ray decay energy after a cooling time of 14 650 s from the Los Alamos  $^{235}\text{U}$  5.56-h irradiation experiment compared to the ADENA calculation.

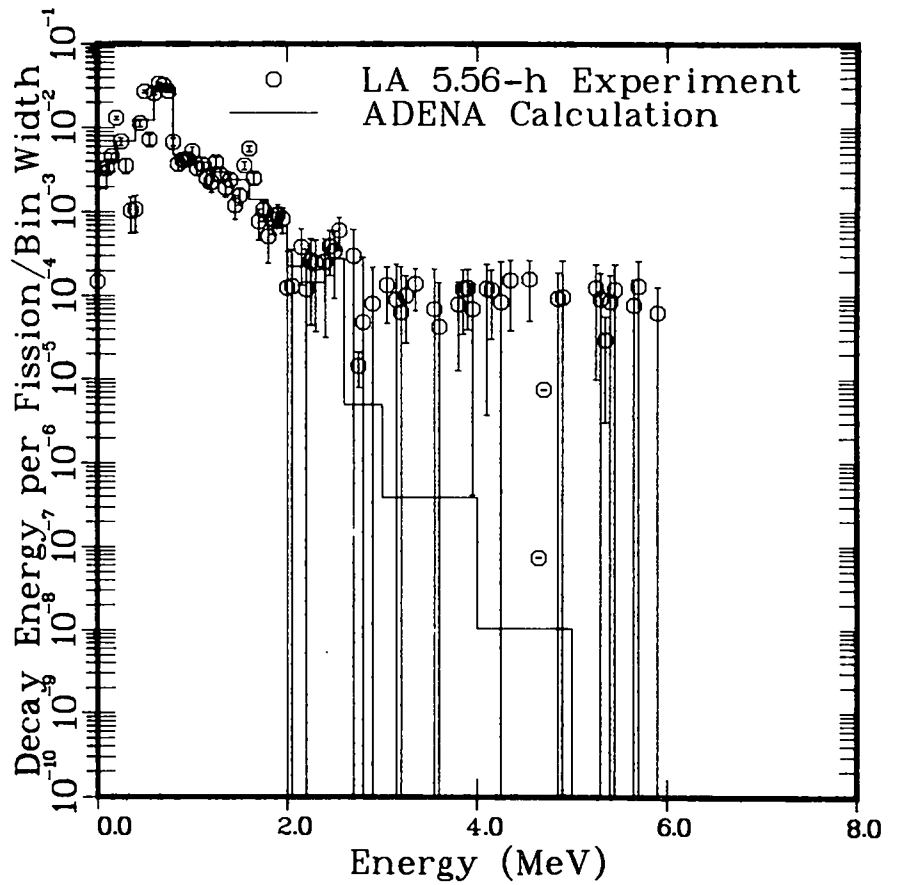


Fig. 10. Comparison of ANSI/  
ANS-5.1-1979 standard for  
thermal pulse fission of  $^{235}\text{U}$   
to the ADENA calculation.

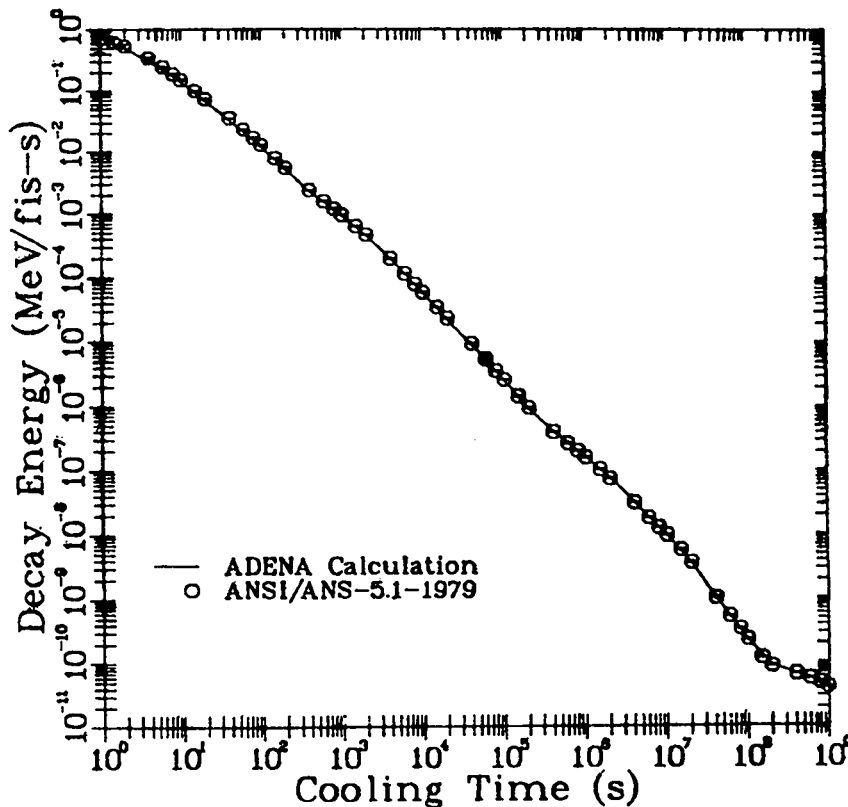
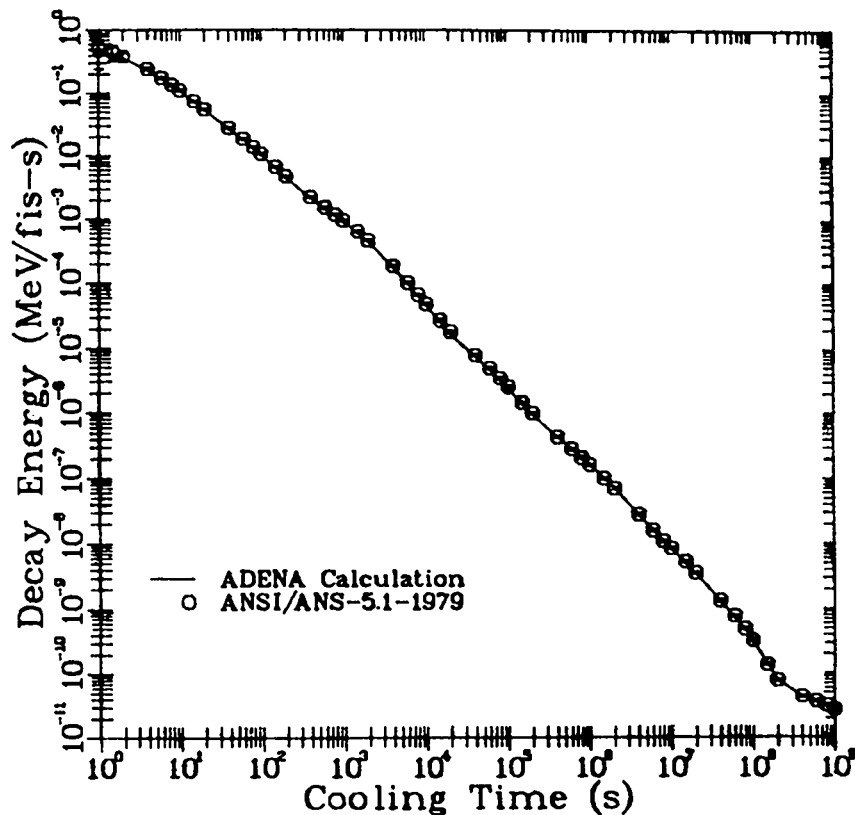


Fig. 11. Comparison of ANSI/  
ANS-5.1-1979 standard for  
thermal pulse fission of  $^{239}\text{Pu}$   
to the ADENA calculation.



section to provide the user with some guidance in assigning values to these parameters. Overall reliability of calculations with ADENA depends upon (a) the accuracy of the adjusted spectral fits and (b) the accuracy of the neutron absorption approximation. Some indication of the accuracy of the fits is obtained by the calculation of the standard noted in Sec. IV. Note, however, that this is for the decay energy from combined beta- and gamma-ray decay for the aggregate of the fission products and summed over all energy groups.

Results given in Sec. IV show that the values calculated by ADENA are all within the 2-sigma error quoted for the  $^{239}\text{Pu}$  standard, but that 14 were outside the small 2-sigma error quoted for  $^{235}\text{U}$ . These 14 values are shown as a function of cooling time in Table IV. Note that 9 of the 14 values occur for cooling times of 100 s or less. We therefore suggest that for problems involving totals over energy (i.e., nonspectral) and total beta- plus gamma-decay energy, an average uncertainty value of 7.5% be assumed for cooling times of 100 s or less, and an average of 4.0% be assumed for longer cooling times.

Uncertainties assigned for spectral calculations using the adjusted fits are considerably greater, however, and are more dependent on cooling-time ranges as well as being dependent upon spectral energy ranges. A rather detailed discussion of the deviations of calculations with the adjusted fits from aggregate values from summation calculations using ENDF/B-V and the deviations of adjusted fit calculations from experimental data are given in Appendix B. On the basis of the results of the analysis in this appendix, we recommend that the uncertainties given in Table V be used over the energy and cooling-time ranges given in the table for both beta- and gamma-ray decay energies and for both  $^{235}\text{U}$  and  $^{239}\text{Pu}$  fuels. We further suggest that the user can easily modify this table according to his needs by referring to Appendix B.

Finally, Table III is a good example of the accuracy of the two-chain approximation that the ADENA code uses to calculate neutron absorption effects for cooling times above  $10^5$  s. As can be seen from the table, deviations from the summation calculations do not exceed 2% for those cooling-time ranges where the absorption correction is significant. For shorter cooling times, uncertainties in spectral values calculated with the adjusted fits are considerably greater than the deviation due to absorption effects. Consequently, as a "rule of thumb," we suggest that a minimum uncertainty of 10% be assigned in Table V for ADENA calculations with significant absorption effect, i.e., large fluence and long cooling times. Neutron absorption is discussed more fully in Refs. 10 and 12.

TABLE IV

ADENA CALCULATIONS OUTSIDE 2-SIGMA OF  $^{235}\text{U}$  STANDARD

Cooling Time (s)	1-Sigma Uncertainty in Standard (%)	Deviation of ADENA Calculation from Standard (%)
4.0E+00	4.3	10.0
6.0E+00	3.5	8.9
8.0E+00	3.1	7.6
1.0E+01	3.2	6.7
2.0E+01	2.4	6.3
4.0E+01	2.0	8.1
6.0E+01	1.9	7.5
8.0E+01	1.9	6.5
1.0E+02	1.8	5.7
2.0E+02	1.9	4.8
4.0E+02	1.9	4.5
2.0E+03	1.8	3.9
2.0E+04	1.4	4.2
4.0E+04	1.4	3.3

TABLE V

## PERCENT ACCURACY OF ADJUSTED SPECTRAL FITS

Energy Ranges (MeV)	Cooling-Time Ranges (s)			
	<u>1.0E-02-1.0E+00</u>	<u>1.0E+00-1.0E+04</u>	<u>1.0E+04-1.0E+06</u>	<u>1.0E+06-1.0E+09</u>
0.0-0.6	22.8	15.3	8.2	5.0
0.6-1.6	6.9	5.8	8.4	5.0
1.6-3.0	27.2	16.5	17.0	5.0
3.0-7.5	40.5	22.3	7.8	5.0

## VI. SUMMARY

A method for creating an adjusted fission-product decay-energy data base from a combination of experimental data and the ENDF/B-V fission-product data file has been described. The code ADENA, which uses the adjusted data base in calculating fission-product decay-energy spectra (including the major effects of neutron absorption) for fuel mixtures of  $^{235}\text{U}$  and  $^{239}\text{Pu}$ , has also been described. The code can be used for a wide variety of reactor operational and safety related computations where aggregate fission-product decay spectra are needed. This avoids the need for the large data base and code systems<sup>10-12</sup> we have used to produce this end product, assuming the user requires only aggregate,

rather than individual nuclide, results. We have, in addition, incorporated the important experimental spectra available for short cooling times.

Several examples of the application of the ADENA code are also given, including a comparison to the ANSI/ANS 5.1-1979 Standard. A section is included from which the user can obtain an indication of the reliability of ADENA calculational results.

The adjusted parameters can be abstracted from the code listing and used directly in Eqs. (1) or (2) or the more general equations in the appendix of Ref. 10 by those users requiring spectral calculations in various spatial codes.

#### ACKNOWLEDGMENTS

For two fuels, the pulse functions described in this report and the associated ADENA code are the culmination of a series of related reports and codes. The need for and general utility of such functions was originally suggested by J. Lewellen and P. Hemmig (Department of Energy). Along the way, we have enjoyed discussions contributing to our work with R. Schenter, F. Schmittroth, and F. Mann (Hanford Engineering Development Lab); A. Tobias and colleagues (Central Electricity Board, U.K.); and T. Yoshida and colleagues (Nippon Atomic Industry Group Nuclear Research Laboratory, Japan). The experimental data provided by J. K. Dickens (Oak Ridge), and J. Yarnell and E. Journey (Los Alamos) contributed vitally to this work and to earlier comparisons.

#### REFERENCES

1. J. K. Dickens, T. A. Love, J. W. McConnell, J. F. Emery, K. J. Northcutt, and R. W. Peelle, "Delayed Beta- and Gamma-Ray Production Due to Thermal-Neutron Fission of  $^{235}\text{U}$ , Spectral Distributions for Times After Fission Between 2 and 14 000 sec: Tabular and Graphical Data," Oak Ridge National Laboratory report NUREG/CR-0162, ORNL/NUREG-39 (August 1978).
2. J. K. Dickens, T. R. England, T. A. Love, J. W. McConnell, J. F. Emery, K. J. Northcutt, and R. W. Peelle, "Delayed Beta- and Gamma-Ray Production Due to Thermal-Neutron Fission of  $^{239}\text{Pu}$ : Tabular and Graphical Spectral Distributions for Times After Fission Between 2 and 14 000 sec," Oak Ridge National Laboratory report NUREG/CR-1172, ORNL/NUREG-66 (January 1980).
3. J. L. Yarnell and P. J. Bendt, "Decay Heat from Products of  $^{235}\text{U}$  Thermal Fission by Fast-Response Boil-Off Calorimetry," Los Alamos Scientific Laboratory report LA-NUREG-6713 (September 1977).

4. J. L. Yarnell and P. J. Bendt, "Calorimetric Fission Decay Heat Measurements for  $^{239}\text{Pu}$ ,  $^{233}\text{U}$ , and  $^{235}\text{U}$ ," Los Alamos Scientific Laboratory report NUREG/CR-0349, LA-7542-MS (September 1978).
5. E. T. Journey, P. J. Bendt, and T. R. England, "Fission Product Gamma Spectra," Los Alamos Scientific Laboratory report LA-7620-MS (January 1979).
6. R. J. LaBauve, T. R. England, and D. C. George, "Integral Data Testing of ENDF/B Fission Product Data and Comparisons of ENDF/B with Other Fission Product Data Files," Los Alamos National Laboratory report LA-9090-MS (December 1981).
7. Fission-Product Decay Library of the Evaluated Nuclear Data File, Version V (ENDF/B-V). [Available from and maintained by the National Nuclear Data Center (NNDC) at Brookhaven National Laboratory]. NOTE: Spectral files in these compilations are based on data evaluated at INEL.
8. T. R. England, R. Wilczynski, and N. L. Whittemore, "CINDER-7: An Interim Report for Users," Los Alamos Scientific Laboratory report LA-5885-MS (April 1976). [CINDER-10, the version used in this report is unpublished. It is described in "Applied Nuclear Data Research and Development, January 1 - March 31, 1976," Los Alamos Scientific Laboratory report LA-6472-PR, p. 60 (1976), and in "Applied Nuclear Data Research and Development, October 1 - December 31, 1975," Los Alamos Scientific Laboratory report LA-6266-PR, p. 13 (1976).]
9. "American National Standard for Decay Heat Power in Light Water Reactors," prepared by the American Nuclear Society Standards Committee Working Group ANS-5.1, ANSI/ANS-5.1 (1979).
10. R. J. LaBauve, T. R. England, D. C. George, and M. G. Stamatelatos, "The Application of a Library of Processed ENDF/B-IV Fission-Product Aggregate Decay Data in the Calculation of Decay-Energy Spectra," Los Alamos Scientific Laboratory report LA-7483-MS (September 1978).
11. R. J. LaBauve, D. C. George, and T. R. England, "FITPULS, A Code for Obtaining Analytic Fits to Aggregate Fission-Product Decay-Energy Spectra," Los Alamos Scientific Laboratory report LA-8277-MS (March 1980).
12. R. J. LaBauve, T. R. England, D. C. George, and C. W. Maynard, "Fission Product Analytic Impulse Source Functions," Nucl. Tec. 56, 322 (February 1982).

## APPENDIX A

A full listing of the computer code ADENA is contained in this appendix. The adjusted fits can be abstracted from the block data routine and used in other applications. The fits are in the order  $^{235}\text{U}$  betas,  $^{235}\text{U}$  gammas,  $^{239}\text{Pu}$  betas, and  $^{239}\text{Pu}$  gammas. For the beta fit, groups 1 and 2 have been combined; thus, in order to retrieve the fits for group 8 betas, one must abstract the seventh set of parameters. For nonspectral calculations of the total (beta plus gamma) decay energy, the fits to the standard have been included; see subroutine STNDRD.

Input and output listings of a sample problem have been included following the listing of the code. This problem calculates the decay-energy spectra in 12 groups (see Table II), at 2 cooling times ( $10^6$  and  $10^8$  s), from a reactor whose operating time was  $7.2 \times 10^7$  s, with a thermal flux of  $10^{14}$  n/cm<sup>2</sup>/s, an epithermal flux of  $5 \times 10^{14}$  n/cm<sup>2</sup>/s, and with a fuel mixture 75%  $^{235}\text{U}$  and 25%  $^{239}\text{Pu}$ .



Los Alamos Identification No. LP-1434

```

PROGRAM ADENA(INPUT,TAPE5=INPUT,TAPE6,OUTPUT,TAPE1) ADEN 10
C PROGRAM TO APPROXIMATE FISSION PRODUCT DECAY ENERGY WITH ADEN 20
C ABSORPTION FOR MIXTURES OF PU-239 AND U-235. ADEN 30
C RESULTS IN 19 GROUP GAMMA 18 GROUP BETA STRUCTURE ADEN 40
C ABSORPTION CORRECTION FROM CS, EU CHAINS. ADEN 50
REAL ABCDR(2),AC(50,19,2,2),W(19,3,2),BET(19),GAM(19),TDT(19) ADEN 60
REAL AAC(3800) ADEN 70
EQUIVALENCE (AC(1,1,1,1),AAC(1)) ADEN 80
COMMON /VAR/NGI,EI(20),NTSP,T(50),UFRAC,TFLUX,ETFLUX,DTIME,UFG, ADEN 90
2 UFB,PUFG,PUFB,IPLT,IST ADEN 100
COMMON /ABSP/DC,YU,YPU,PEPXS,FEPXS,PTXS,FTXS ADEN 110
COMMON /FITS/XLAM(20,19,4),XALP(20,19,4),KTRM(19,4) ADEN 120
C FITS IN ORDER U-BETA U-GAMMA PU-BETA PU-GAMMA SEE BLOCK DATA ADEN 130
C W IS THE AVERAGE DECAY ENERGY FOR SECOND ADEN 140
C NUCLIDE BY GROUPS.. ADEN 150
DATA (W(I,1,1),I=1,19)/.0180922,.0281686,.0768595,.0417469, ADEN 160
1 .000791733,.0000108118,.618985E-7,1.84582E-6,2.28177E-8, ADEN 170
2 10*0./ ADEN 180
DATA (W(I,1,2),I=1,19)/.000148678,0...0000980157,.141983,1.26973, ADEN 190
1 .0700032,.0314065,.0415000,11*0./ ADEN 200
DATA (W(I,2,1),I=1,19)/.0390261,.0296386,.0490872,.0327957, ADEN 210
1 .0398798,.0423082,.0407609,.0398081,.0376028,.0315247, ADEN 220
2 .0222194,.0116397,.00297791,.0000319913,5*0./ ADEN 230
DATA (W(I,2,2),I=1,19)/.0141238,.00160603,.000450942, ADEN 240
1 .0169239,.0964488,.142209,.276996,.255532,0...00553968, ADEN 250
2 .161764,.303278,.0524688,6*0./ ADEN 260
DATA (W(I,3,1),I=1,18)/.0191422,.0426199,.0647785,.017627, ADEN 270
1 .00236877,.00046317,4.35695E-7,11*0./ ADEN 280
DATA (W(I,3,2),I=1,18)/.00749719,.00259804,.0487936,.751278, ADEN 290
1 .822712,.171198,.204923,11*0./ ADEN 300
CALL FILEREP ADEN 310
IF(IPLT.EQ.1) CALL GPLDT(1HU,5HPLDTA,5) ADEN 320
C READ INPUT - FREE FIELD ADEN 330
C CARD 1-FRACTION OF U-235 IN FUEL(UFRAC), AVERAGE THERMAL FLUX ADEN 340
C (TFLUX), AVERAGE EPITHERMAL FLUX(ETFLUX), OPERATING TIME ADEN 350
C (DTIME), NUMBER OF ENERGY GROUPS(NGI), NUMBER OF COOLING ADEN 360
C TIMES(NTSP), PLOTTING FLAG=1 FOR PLOTS; 0 OTHERWISE(IPLT), ADEN 370
C STANDARD FLAG =1 TO CALCULATE STANDARD (IST); 0 OTHERWISE ADEN 380
C USE DTIME=1 FOR BURST CASE ADEN 390
C CARD 2-IF NGI>0 EI(I),I=1,NGI+1, ENERGY BOUNDS ADEN 400
C -IF NGI=0 USE STANDARD 19 GAMMA 18 BETA GROUPS ADEN 410
C -IF NGI=-6 STANDARD 6 GROUP 0.,1.,2.,3.,4.,5.,7.5 ADEN 420
C -IF NGI=-12 BUILT IN 12GRP 0.,4.,8,1,1.4,1.8,2.2,2.6,3,4,5,7.5ADEN 430
C CARD 3-IF NTSP=0 THEN TMIN, TMAX, RESULTS WILL BE AT EACH DECADE ADEN 440
C AND HALF DECADE FROM TMIN TO TMAX ADEN 450
C - IF NTSP=-1 THEN TMIN, TMAX , RESULTS WILL BE AT EACH DECADE ADEN 460
C FROM TMIN TO TMAX ADEN 470
C - IF NTSP>0 THEN T(1)...T(NTSP) MAXIMUM OF 50 TIMES ADEN 480
C CARD 4-ADJUST FACTORS- PERCENT TO BE ADDED TO U,PU DECAY ENERGY ADEN 490
C (BETA,GAMMA FOR EACH) UFG,UFB,PUFG,PUFB ADEN 500
CALL READSUB ADEN 510
C ACCUMULATE ABSORPTION CORRECTION ADEN 520
C CONSIDER ONLY CS 133-134 AND EU 155-156 CHAINS ADEN 530
C USE AC(I,J,K,L) I=COOLING TIME, J=GROUP, K=FUEL, L=BETA OR GAMMA ADEN 540
NG=19 ADEN 550
NBG=2 ADEN 560
NFUEL=2 ADEN 570
NCHN=2 ADEN 580
DD 30 I=1,3800 ADEN 590
30 AAC(I)=0. ADEN 600
C USE PULSE EQNS IF DTIME=0. ADEN 610
IF(DTIME.EQ.0.) GO TO 101 ADEN 620
C ABSORPTION CORRECTIONS RETURNED IN ABCDR(1) FOR URANIUM ABCDR(2) FOR ADEN 630
C PLUTONIUM ADEN 640

```

DD 100 N=1,NCHN	ADEN 650
CALL EVAL(N,ABCDR)	ADEN 660
C LDDP OVER TIME STEPS (I) AND GROUPS (J) TO GET CORRECTIONS	ADEN 670
C K INDEX TO NUMBER OF FUELS	ADEN 680
C L INDEX TO BETA OR GAMMA CORRECTION	ADEN 690
DD 90 L=1,NBG	ADEN 700
DD 90 K=1,NFUEL	ADEN 710
DD 90 I=1,NTSP	ADEN 720
DD 90 J=1,NG	ADEN 730
90 AC(I,J,K,L)=AC(I,K,L)+ABCDR(K)*DC*EXP(-DC*T(I))*W(J,N,L)	ADEN 740
100 CONTINUE	ADEN 750
C CHECK FOR STANDARD CALCULATION	ADEN 760
101 IF(IST.EQ.1) CALL STNDRD(AC)	ADEN 770
C FINAL ACCUMULATION IS BY COOLING TIME	ADEN 780
C FOR EACH TIME CALCULATED BETA, GAMMA AND TOTAL DECAY ENERGY FOR	ADEN 790
C EACH GROUP	ADEN 800
C TAKE APPROPRIATE FRACTION FOR EACH FUEL AND SUM	ADEN 810
DD 200 I=1,NTSP	ADEN 820
BTDT=GTDT=STDT=0.	ADEN 830
DD 150 J=1,NG	ADEN 840
BET(J)=0.	ADEN 850
GAM(J)=0.	ADEN 860
TDT(J)=0.	ADEN 870
C BETA INDICES ARE 1 FOR URANIUM AND 3 FOR PLUTONIUM	ADEN 880
IF(J.EQ.19) GD TO 190	ADEN 890
KU=KTRM(J,1)	ADEN 900
KPU=KTRM(J,3)	ADEN 910
C U-BETAS	ADEN 920
DD 110 K=1,KU	ADEN 930
XA=XALP(K,J,1)	ADEN 940
XL=XLAM(K,J,1)	ADEN 950
IF(OTIME.NE.O.) BET(J)=BET(J)+XA/XL*EXP(-XL*T(I))*(1-EXP(-XL	ADEN 960
1 *DTIME))	ADEN 970
IF(OTIME.EQ.O.) BET(J)=BET(J)+XA*EXP(-XL*T(I))	ADEN 980
110 CONTINUE	ADEN 990
BET(J)=BET(J)+AC(I,J,1,1)	ADEN 1000
IF(UFB.LE.O.) UFB=1.	ADEN 1010
BET(J)=BET(J)+UFB	ADEN 1020
C PU-BETAS	ADEN 1030
TEMP=0.	ADEN 1040
DD 120 K=1,KPU	ADEN 1050
XA=XALP(K,J,3)	ADEN 1060
XL=XLAM(K,J,3)	ADEN 1070
IF(OTIME.NE.O.) TEMP=TEMP+XA/XL*EXP(-XL*T(I))*(1-EXP(-XL*DTIME))	ADEN 1080
IF(OTIME.EQ.O.) TEMP=TEMP+XA*EXP(-XL*T(I))	ADEN 1090
120 CONTINUE	ADEN 1100
TEMP=TEMP+AC(I,J,2,1)	ADEN 1110
IF(PUFB.LE.O.) PUFB=1.	ADEN 1120
TEMP=TEMP*PUFB	ADEN 1130
C GET FRACTIONS	ADEN 1140
BET(J)=UFRAC*BET(J)+(1-UFRAC)*TEMP	ADEN 1150
IF(BET(J).LT.1.0E-10) BET(J)=0.0	ADEN 1160
C GAMMAS INDICES ARE 2,4	ADEN 1170
190 KU=KTRM(J,2)	ADEN 1180
KPU=KTRM(J,4)	ADEN 1190
C U-GAMMAS	ADEN 1200
DD 130 K=1,KU	ADEN 1210
XA=XALP(K,J,2)	ADEN 1220
XL=XLAM(K,J,2)	ADEN 1230
IF(DTIME.NE.O.) GAM(J)=GAM(J)+XA/XL*EXP(-XL*T(I))*(1-EXP(-XL	ADEN 1240
1 *DTIME))	ADEN 1250
IF(DTIME.EQ.O.) GAM(J)=GAM(J)+XA*EXP(-XL*T(I))	ADEN 1260
130 CONTINUE	ADEN 1270
GAM(J)=GAM(J)+AC(I,J,1,2)	ADEN 1280

```

IF(UFG.LE.O.) UFG=1.
GAM(J)=GAM(J)*UFG
C PU-GAMMAS
TEMP=O.
DD 140 K=1,KPU
XA=XALP(K,J,4)
XL=XLAM(K,J,4)
IF(DTIME.NE.O.) TEMP=TEMP+XA/XL*EXP(-XL*T(I))*(1-EXP(-XL*DTIME))
IF(DTIME.EQ.O.) TEMP=TEMP+XA*EXP(-XL*T(I))
140 CDNTINUE
TEMP=TEMP+AC(I,J,2,2)
IF(PUFG.LE.O.) PUFG=1.
TEMP=TEMP*PUFG
GAM(J)=UFRAC*GAM(J)+(1-UFRAC)*TEMP
IF(GAM(J).LT.1.E-10) GAM(J)=O.O
C ACCUMULATE TDTALS
TDT(J)=GAM(J)
IF(J.NE.1) TDT(J)=TDT(J)+BET(J-1)
BTDT=BTDT+BET(J)
GTDG=GTDT+GAM(J)
STDT=STDT+TDT(J)
150 CDNTINUE
C REGRDUP IF NECESSARY
CALL REGRDUP(BET,GAM,TDT)
C OUTPUT SECTION
WRITE(6,151)
151 FDRMAT(1H1,T20,"FISSDN PRODUCT DECAY ENERGY FDR A MIXTURE DF U-23
15 AND PU-239")
TEMP=(1.-UFRAC)*100.
TEMP1=UFRAC*100.
WRITE(6,152) TEMP1,TEMP,TFLUX,ETFLUX,DTIME,T(I)
152 FDRMAT(T30,"PERCENT U-235",T50,1PE11.4/
1 T30,"PERCENT PU-239",T50,1PE11.4/
2 T30,"THERMAL FLUX",T50,1PE11.4," N/CM**2-S"/
3 T30,"EPITHERMAL FLUX",T50,1PE11.4," N/CM**2-S"/
4 T30,"OPERATING TIME",T50,1PE11.4," SECDNDS"/
5 T30,"COOLING TIME",T50,1PE11.4," SECDNDS")
WRITE(6,160)
160 FDRMAT(1H0,T10,
2 " GRP ELD EHI BETA DECAY ENERGY GAMMA DECAY ENERGY
1 TDTAL DECAY ENERGY")
WRITE(6,161)
161 FDRMAT(T10,7X,"(MEV) (MEV)",7X,"(MEV/FIS)",12X,"(MEV/FIS)",12
1X,"(MEV/FIS)")
WRITE(6,162) (J,EI(J),EI(J+1),BET(J),GAM(J),TDT(J),J=1,NGI)
162 FDRMAT(T10,14,4X,OPF3.1,4X,OPF3.1,6X,1PE13.5,8X,1PE13.5,8X,1PE13.5
1 )
WRITE(6,164) BTDT,GTDT,STDT
164 FDRMAT(/T10," TDTALS DVER GROUPS ",3X,1PE13.5,8X,1PE13.5,8X,
1 1PE13.5)
IF(IPLT.EQ.O) GD TO 200
CALL PLDTIT(TDT,1,1)
CALL PLDTIT(BET,2,1)
CALL PLDTIT(GAM,3,1)
200 CDNTINUE
IF(IPLT.EQ.O) GD TO 250
CALL DDNEPL
CALL GDDNE
250 STOP
END
SUBROUTINE REGRDUP(BET,GAM,TDT)
COMMON /VAR/NGI,EI(20),NTSP,T(50),UFRAC,TFLUX,ETFLUX,DTIME,UFG,
2 UFB,PUFG,PUFB,IPLT,IST
REAL E(20),BET(2),GAM(2),TDT(2),E1(7),E2(13)

```

```

ADEN1290
ADEN1300
ADEN1310
ADEN1320
ADEN1330
ADEN1340
ADEN1350
ADEN1360
ADEN1370
ADEN1380
ADEN1390
ADEN1400
ADEN1410
ADEN1420
ADEN1430
ADEN1440
ADEN1450
ADEN1460
ADEN1470
ADEN1480
ADEN1490
ADEN1500
ADEN1510
ADEN1520
ADEN1530
ADEN1540
ADEN1550
ADEN1560
ADEN1570
ADEN1580
ADEN1590
ADEN1600
ADEN1610
ADEN1620
ADEN1630
ADEN1640
ADEN1650
ADEN1660
ADEN1670
ADEN1680
ADEN1690
ADEN1700
ADEN1710
ADEN1720
ADEN1730
ADEN1740
ADEN1750
ADEN1760
ADEN1770
ADEN1780
ADEN1790
ADEN1800
ADEN1810
ADEN1820
ADEN1830
ADEN1840
ADEN1850
ADEN1860
ADEN1870
ADEN1880
REGR 10
REGR 20
REGR 30
REGR 40

```

	DATA E/O...1..2..4..6..8..1..1.2.1.4.1.6.1.8.2..2.2.2.4.	REGR 50
	1 2.6.3..4..5..6..7.5/	REGR 60
	DATA E1/O..1..2..3..4..5..7.5/	REGR 70
	DATA E2/O...4..8..1..1.4.1.8.2.2.2.6.3..4..5..6..7.5/	REGR 80
C	SHIFT BETA GROUPS DOWN SD GROUP 1 IS EMPTY	REGR 90
	DD 2 I=1,18	REGR 100
2	BET(19-I+1)=BET(19-I)	REGR 110
	BET(1)=0.	REGR 120
C	STANDARD 19 GROUPS	REGR 130
	IF(NGI.NE.19) GD TD 5	REGR 140
	DD 3 I=1,20	REGR 150
3	EI(I)=E(I)	REGR 160
	RETURN	REGR 170
C	LOOK FOR STANDARD 6 AND 12 GROUPS	REGR 180
5	IF(NGI.GT.0) GD TD 9	REGR 190
	IF(NGI.NE.-6) GD TD 7	REGR 200
	NGI=6	REGR 210
	DD 6 I=1,7	REGR 220
6	EI(I)=E1(I)	REGR 230
	GD TD 9	REGR 240
7	NGI=12	REGR 250
	DD 8 I=1,13	REGR 260
8	EI(I)=E2(I)	REGR 270
9	NG=20	REGR 280
	JSTART=1	REGR 290
	DD 100 I=1,NGI	REGR 300
	DD 10 J=JSTART,NG	REGR 310
C	FIND HOW MANY GROUPS TO COMBINE	REGR 320
	IF(EI(I+1).EQ.E(J)) GD TD 20	REGR 330
10	CONTINUE	REGR 340
	WRITE(6,15)	REGR 350
15	FORMAT (" ILLEGAL ENERGY BOUNDS SPECIFIED")	REGR 360
	STDP	REGR 370
20	T1=0.	REGR 380
	T2=0.	REGR 390
	T3=0.	REGR 400
	JEND=J-1	REGR 410
	DD 30 K=JSTART,JEND	REGR 420
	T1=T1+BET(K)	REGR 430
	T2=T2+GAM(K)	REGR 440
30	T3=T3+TDT(K)	REGR 450
	BET(I)=T1	REGR 460
	GAM(I)=T2	REGR 470
	TDT(I)=T3	REGR 480
	JSTART=J	REGR 490
100	CONTINUE	REGR 500
	RETURN	REGR 510
	END	REGR 520
	SUBROUTINE READSUB	READ 10
	COMMON /VAR/NGI,EI(20),NTSP,T(50),UFRAC,TFLUX,ETFLUX,DTIME,UFG,	READ 20
2	UFB,PUFG,PUFB,IPLT,IST	READ 30
	READ *,UFRAC,TFLUX,ETFLUX,DTIME,NGI,NTSP,IPLT,IST	READ 40
	NGI=NGI+1	READ 50
	IF(NGI.LT.21) GD TD 10	READ 60
	WRITE(6,8)	READ 70
8	FORMAT (" MAX DF 20 GROUPS")	READ 80
	STDP	READ 90
10	IF(NGI.GT.0) READ *,(EI(I),I=1,NGI)	READ 100
	IF(NGI.EQ.0) NGI=19	READ 110
	IF(NTSP.GT.0) GD TD 30	READ 120
	READ *, TMIN,TMAX	READ 130
	IF(TMIN.NE.TMAX) GD TD 15	READ 140
	NTSP=1	READ 150
	T(1)=TMIN	READ 160

```

GD TO 40
15 L=IFIX(ALDG10(TMIN))
   IF(L.LT.O) L=L-1
   M=IFIX(ALDG10(TMAX)+.99)
   IF(NTSP.EQ.-1) GD TO 20
   NTSP=2*(M-L)+1
   J=1
   DD 18 I=1,NTSP,2
   T(I)=10.***(L+J-1)
   T(I+1)=5.*T(I)
   J=J+1
18 CONTINUE
   C: TD 40
20 NTSP=(M-L)+1
   DD 22 I=1,NTSP
22 T(I)=10.***(L+I-1)
   GD TO 40
30 IF(NTSP.LE.50) GD TO 35
   WRITE(6,32)
32  FDMAT(" MAX DF 50 TIME STEPS")
   STDP
35 READ *(T(I),I=1,NTSP)
40 READ *.UFG,UFB,PUFG,PUFB
   RETURN
   END
   SUBRDUTINE EVAL(NCID,ABCDR)
   CMMON /VAR/NGI,EI(20),NTSP,T(50),UFRAC,TFLUX,ETFLUX,DTIME,UFG,
   2 UFB,PUFG,PUFB,IPLT,IST
   CMMON /ABSP/DC,YU,YPU,PEPXS,FEPXS,PTXS,FTXS
   REAL ABCDR(2),K
C  NCID- NUCLIDE ID 1 FDR CS 2 FDR EU
C  DC DECAY CONSTANT
C  YU CUMULATIVE YIELD FRACTION FROM THERMAL FISSION U-235
C  YPU CUMULATIVE YIELD FRACTION FROM THERMAL FISSION PU-239
C  PEPXS(N,GAM) XS DF PRECURSOR EPITHERMAL
C  FEPXS(N,GAM) XS DF SECND NUCLIDE
C  PTXS(N,GAM) XS DF PRECURSOR THERMAL
C  FTXS(N,GAM) XS DF SECND NUCLIDE
C  K CONSTANT
C  EVALUATE ADDITIDNAL ATDM DENSITY DF NUCLIDE 2 RESULTING
C  FROM RADIATIVE CAPTURE IN NUCLIDE 1.
C  THIS TERM IS INDEPENDENT DF GROUP DR CDDLING TIME.
C  ABCDR(1) FDR U ABCDR(2) FDR PU
C   $Y = A * K / (1 / (A * B) - (EXP(-A * DTIME) / (A * (B - A))) + (EXP(-B * DTIME) / (B * (B - A))))$ 
C   $A = PTXS * TFLUX + PEPXS * ETFLUX$ 
C   $B = DC + FTXS * TFLUX + FEPXS * ETFLUX$ 
   K=1.0
   IF(NCID.EQ.1) CALL CSCHN
   IF(NCID.EQ.2) CALL EUCHN
   A=(PTXS*TFLUX+PEPXS*ETFLUX)*1.E-24
   B=DC+(FTXS*TFLUX+FEPXS*ETFLUX)*1.E-24
   ABCDR(1)=A*K*(1/(A*B)-(EXP(-A*DTIME)/(A*(B-A)))+
1 (EXP(-B*DTIME)/(B*(B-A))))
   ABCDR(2)=ABCDR(1)*YPU
   ABCDR(1)=ABCDR(1)*YU
   RETURN
   END
   SUBRDUTINE CSCHN
   CMMON /ABSP/X(7)
   REAL AR(7)
   DATA AR/1.06523E-8,.06779,0.06957,34,12,20,454,30,162,140,67/
C  FILL ABSP CMMON WITH VALUES FDR CS CHAIN
   DD 10 I=1,7
   10 X(I)=AR(I)

```

```

READ 170
READ 180
READ 190
READ 200
READ 210
READ 220
READ 230
READ 240
READ 250
READ 260
READ 270
READ 280
READ 290
READ 300
READ 310
READ 320
READ 330
READ 340
READ 350
READ 360
READ 370
READ 380
READ 390
READ 400
READ 410
EVAL 10
EVAL 20
EVAL 30
EVAL 40
EVAL 50
EVAL 60
EVAL 70
EVAL 80
EVAL 90
EVAL 100
EVAL 110
EVAL 120
EVAL 130
EVAL 140
EVAL 150
EVAL 160
EVAL 170
EVAL 180
EVAL 190
EVAL 200
EVAL 210
EVAL 220
EVAL 230
EVAL 240
EVAL 250
EVAL 260
EVAL 270
EVAL 280
EVAL 290
EVAL 300
EVAL 310
EVAL 320
CSCH 10
CSCH 20
CSCH 30
CSCH 40
CSCH 50
CSCH 60
CSCH 70

```

RETURN	CSCH	80
END	CSCH	90
SUBROUTINE EUCHN	EUCH	10
COMMON /VAR/NGI,EI(20),NTSP,T(50),UFRAC,TFLUX,ETFLUX,DTIME,UFG,	EUCH	20
2 UFB,PUFG,PUFB,IPLT,IST	EUCH	30
COMMON /ABSP/X(7)	EUCH	40
C FILL IN ABSP COMMON WITH VALUES FOR EU CHAIN	EUCH	50
REAL AR(7)	EUCH	60
DATA AR/5.28152E-7,.00033,.00170,153.59,129.52,4059.8,484.94/	EUCH	70
DD 10 I=1,7	EUCH	80
10 X(I)=AR(I)	EUCH	90
C CORRECT CUMULATIVE YIELD	EUCH	100
C F IS FLUENCE	EUCH	110
F=TFLUX*DTIME*1.E-21	EUCH	120
FLDG=ALDG(F)	EUCH	130
IF(F.GT.3.0) GD TD 20	EUCH	140
Y=EXP(1.688*FLDG-6.565)	EUCH	150
GD TD 30	EUCH	160
20 Y=EXP(-0.1827*FLDG**2+1.47*FLDG-6.105)	EUCH	170
30 X(2)=X(2)+Y	EUCH	180
X(3)=X(3)+Y	EUCH	190
RETURN	EUCH	200
END	EUCH	210
SUBROUTINE PLDTIT(DT,NT,I)	PLDT	10
REAL X(50),Y(50),DT(2)	PLDT	20
INTEGER XL(2),YL(5),TL(5)	PLDT	30
COMMON /VAR/NGI,EI(20),NTSP,T(50),UFRAC,TFLUX,ETFLUX,DTIME,UFG,	PLDT	40
2 UFB,PUFG,PUFB,IPLT,IST	PLDT	50
C MAKE PLOTS OF DECAY ENERGY /BIN VS ENERGY FOR EACH COOLING TIME -	PLDT	60
C NT=1 FOR TOTAL BETA +GAMMA	PLDT	70
C NT=2 FOR BETA PLDT	PLDT	80
C NT=3 FOR GAMMA PLDT	PLDT	90
DATA XL,YL/10HE<ENERGY> (.10HM<E>V)\$ .10HD<ECAY >E<.	PLDT	100
1 10HENERGY PER .10H>F<ISSION/, 10H>B<IN >W<I, 10HDTHS	PLDT	110
IF(NT.NE.1) GD TD 15	PLDT	120
TL(1)=10H T<DTAL> E	PLDT	130
TL(2)=10H<ENERGY FOR	PLDT	140
TL(3)=10H >C<DDLING	PLDT	150
TL(4)=10H> T<IME	PLDT	160
ENCDD(9,10,TL(5)) T(I)	PLDT	170
FORMAT(1PE9.3)	PLDT	180
15 IF(NT.EQ.2) TL(1)=10H B<ETA >E	PLDT	190
IF(NT.EQ.3) TL(1)=10H G<AMMA >E	PLDT	200
NP=NGI*2	PLDT	210
X(1)=EI(1)	PLDT	220
K=2	PLDT	230
DD 20 J=2,NP,2	PLDT	240
X(J)=EI(K)	PLDT	250
X(J+1)=X(J)	PLDT	260
20 K=K+1	PLDT	270
K=1	PLDT	280
DD 30 J=1,NP,2	PLDT	290
Y(J)=DT(K)/(EI(K+1)-EI(K))	PLDT	300
IF(Y(J).LE.O.O) Y(J)=1.E-10	PLDT	310
Y(J+1)=Y(J)	PLDT	320
30 K=K+1	PLDT	330
CALL SETUP(X,Y,NP,TL,50,XL,100,YL,100,2,0,0,2)	PLDT	340
CALL ENDPL(O)	PLDT	350
RETURN	PLDT	360
END	PLDT	370
SUBROUTINE STNDRD(AC)	STND	10
C CALCULATE TOTAL DECAY HEAT USING ANSI/ANS-5.1 STANDARD	STND	20
COMMON /VAR/NGI,EI(20),NTSP,T(50),UFRAC,TFLUX,ETFLUX,DTIME,UFG,	STND	30
1 UFB,PUFG,PUFB,IPLT	STND	40

```

REAL STL(23,2).STA(23,2).ST(50).AC(50,19,2,2)
C U-235 ALPHAS
DATA (STA(I,1),I=1,23)/.65057,.51264,.24384,.13850,.055440,.022225
X 3.3088E-3,9.3015E-4,8.0943E-4,1.9567E-4,3.2535E-5,7.5595E-6,
X 2.5232E-6,4.9948E-7,1.8531E-7,2.6608E-8,2.2398E-9,8.1641E-12,
X 8.7797E-11,2.5131E-14,3.2176E-16,4.5038E-17,7.4791E-17/
C U-235 LAMBDA
DATA (STL(I,1),I=1,23)/22.138,.51587,.19594,.10314,.033656,.011681
X .0035870,.0013930,6.2630E-4,1.8906E-4,5.4988E-5,2.0958E-5,
X 1.001E-5,2.5438E-6,6.6361E-7,1.2290E-7,2.7213E-8,4.3714E-9,
X 7.5780E-10,2.4786E-10,
X 2.2384E-13,2.46E-14,1.5699E-14/
C PU-239 ALPHAS
DATA (STA(I,2),I=1,23)/.2083,.3853,.2213,.09460,.03531,.02292,
X .003946,.001317,7.052E-4,1.432E-4,1.765E-5,7.347E-6,
X 1.747E-6,5.481E-7,1.671E-7,2.112E-8,2.996E-9,5.107E-11,5.730E-11,
X 4.138E-14,1.088E-15,2.454E-17,7.557E-17/
C PU-239 LAMBDA
DATA (STL(I,2),I=1,23)/10.02,.6433,.2186,.1004,.03728,.01435,
X .004549,.001328,5.356E-4,1.73E-4,4.881E-5,2.006E-5,
X 8.319E-6,2.358E-6,6.450E-7,1.278E-7,2.466E-8,9.378E-9,
X 7.45E-10,2.426E-10,2.21E-13,2.64E-14,1.38E-14/
C STANDARD FDR TDOTALS DONLY
DD 100 I=1,NTSP
ST(I)=0.
DD 90 J=1,2
S=0.
C LDDP THRU URANIUM THEN PLUTONIUM CALC
C SEE IF BURST DR FINITE IRRADIATION CALC
IF(DTIME.NE.O.) GD TD 20
DD 10 K=1,23
10 S=S+STA(K,J)*EXP(-STL(K,J)*T(I))
GD TD 80
20 DD 22 K=1,23
22 S=S+STA(K,J)/STL(K,J)*EXP(-STL(K,J)*T(I))*(1-EXP(-STL(K,J)*DTIME))
C ADD IN ALL ABSORPTION CORRECTIONS
DD 30 K=1,2
DD 30 L=1,19
30 S=S+AC(I,L,J,K)
C FIGURE PER CENT FDR U AND PU
80 IF(J.EQ.1) ST(I)=UFRAC*S
IF(J.EQ.2) ST(I)=ST(I)+(1-UFRAC)*S
90 CDNTINUE
100 CDNTINUE
C PRINT RESULTS
TEMP1=UFRAC*100.
TEMP=100.-TEMP1
WRITE(6,150)
150 FDMAT(1H1,T20,"CALCULATION DF ANSI/ANS-5.1 STANDARD")
WRITE(6,152) TEMP1,TEMP,TFLUX,ETFLUX,DTIME
152 FDMAT(T30,"PERCENT U-235",T50,1PE11.4/
1 T30,"PERCENT PU-239",T50,1PE11.4/
2 T30,"THERMAL FLUX",T50,1PE11.4," N/CM"2-S"/
3 T30,"EPITHERMAL FLUX",T50,1PE11.4," N/CM"2-S"/
4 T30,"OPERATING TIME",T50,1PE11.4," SECONDS")
WRITE(6,154)
154 FDMAT(//T10,"CDDLING TIME",T40,"TDAL DECAY ENERGY"/
1 T15,"(SEC)",T45,"(MEV/FIS)")
WRITE(6,156) (T(I),ST(I),I=1,NTSP)
156 FDMAT (T12,1PE12.5,T42,1PE12.5)
STOP
RETURN
END
BLDCK DATA

```

```

CDMMDN /FITS/ XLAM(20,19,4),XALP(20,19,4),KTRM(19,4) DATA 20
C FITS FDR U-235 BETAS DATA 25
DATA (XALP(K,1,1),K=1,20)/ DATA 30
X .6434E-11, .1913E-10, .1578E-09, .2530E-08, .1708E-07, .4206E-07, DATA 40
X .1834E-06, .5005E-06, .2179E-05, .8087E-05, .2306E-04, .9554E-04, DATA 50
X .5491E-03, .1982E-02, .1696E-02, .6758E-03, .6054E-03, .2326E-03, DATA 60
XO .0. / DATA 70
DATA (XLAM(K,1,1),K=1,20)/ DATA 80
X .7896E-09, .9474E-08, .3256E-07, .1501E-06, .9199E-06, .3307E-05, DATA 90
X .1780E-04, .7042E-04, .1454E-03, .4018E-03, .1345E-02, .7228E-02, DATA 100
X .3395E-01, .1833E+00, .6551E+00, .8562E+00, .8475E+01, .4550E+01, DATA 110
XO .0. / DATA 120
DATA (XALP(K,2,1),K=1,20)/ DATA 130
X .1062E-10, .1890E-11, .6351E-10, .2015E-08, .1576E-07, .5459E-07, DATA 140
X .6061E-06, .9710E-06, .3984E-05, .1727E-04, .5401E-04, .2774E-03, DATA 150
X .8341E-03, .9005E-03, .5944E-02, .2499E-01, .2153E-01, .1110E-01, DATA 160
X .1126E-01, 0. / DATA 170
DATA (XLAM(K,2,1),K=1,20)/ DATA 180
X .7807E-09, .1148E-07, .3184E-07, .1585E-06, .6529E-06, .3463E-05, DATA 190
X .1731E-04, .6245E-04, .1701E-03, .4936E-03, .1393E-02, .9581E-02, DATA 200
X .3740E-01, .1121E+00, .4593E+00, .7693E+00, .8770E+00, .1010E+02, DATA 210
X .9788E+01, 0. / DATA 220
DATA (XALP(K,3,1),K=1,20)/ DATA 230
X .4750E-11, .2357E-11, .7888E-10, .2391E-08, .1854E-07, .8220E-07, DATA 240
X .6783E-06, .1340E-05, .9950E-05, .6032E-04, .3861E-03, .1226E-02, DATA 250
X .2435E-02, .26D1E-02, .5654E-02, .5239E-02, .8991E-02, .1611E-05, DATA 260
XO .0. / DATA 270
DATA (XLAM(K,3,1),K=1,20)/ DATA 280
X .7805E-09, .1191E-07, .3140E-07, .1698E-06, .7808E-06, .4453E-05, DATA 290
X .1624E-04, .6349E-04, .1951E-03, .9275E-03, .7555E-02, .3455E-01, DATA 300
X .1381E+00, .3703E+00, .1792E+01, .5809E+01, .3458E+01, .1178E-03, DATA 310
XO .0. / DATA 320
DATA (XALP(K,4,1),K=1,20)/ DATA 330
X .4883E-11, .1903E-10, .9872E-10, .4300E-08, .1432E-07, .1350E-06, DATA 340
X .9369E-06, .5395E-05, .7592E-04, .1308E-02, .2671E-02, .9315E-02, DATA 350
X .7551E-03, .7696E-02, .9081E-02, .5847E-03, .7231E-04, .8844E-04, DATA 360
X .1824E-08, 0. / DATA 370
DATA (XLAM(K,4,1),K=1,20)/ DATA 380
X .7499E-09, .2138E-07, .3127E-07, .1626E-06, .7559E-06, .5469E-05, DATA 390
X .2151E-04, .1349E-03, .5565E-03, .9635E-02, .4599E-01, .3322E+00, DATA 400
X .1206E+02, .8495E+00, .1442E+01, .9493E-02, .6678E-03, .1281E-02, DATA 410
X .1742E-06, 0. / DATA 420
DATA (XALP(K,5,1),K=1,20)/ DATA 430
X .6292E-11, .1042E-09, .6666E-10, .2504E-08, .1152E-07, .6957E-06, DATA 440
X .1044E-04, .6635E-04, .1760E-01, .2071E-01, .2346E-01, .1872E-01, DATA 450
X .3231E-02, .6294E-02, .1352E-01, .5361E-06, .1231E-05, 0. DATA 460
XO .0. / DATA 470
DATA (XLAM(K,5,1),K=1,20)/ DATA 480
X .7685E-09, .2614E-07, .3809E-07, .1591E-06, .1020E-05, .8643E-05, DATA 490
X .1924E-03, .9142E-03, .1071E-01, .4203E+01, .3437E+01, .1116E-01, DATA 500
X .1991E-01, .1267E+00, .1096E+01, .9227E-05, .3095E-04, 0. DATA 510
XO .0. / DATA 520
DATA (XALP(K,6,1),K=1,20)/ DATA 530
X .7112E-11, .1540E-09, .6938E-10, .2156E-08, .5464E-08, .6190E-07, DATA 540
X .4927E-06, .2253E-05, .1857E-04, .6168E-04, .2965E-03, .1574E-02, DATA 550
X .3578E+00, .3686E+00, .2491E-01, .7847E-02, .2409E-02, .4072E-09, DATA 560
XO .0. / DATA 570
DATA (XLAM(K,6,1),K=1,20)/ DATA 580
X .7706E-09, .2641E-07, .4577E-07, .1623E-06, .9591E-06, .7049E-05, DATA 590
X .2044E-04, .6548E-04, .3281E-03, .1229E-02, .6261E-02, .1967E-01, DATA 600
X .1663E+00, .1708E+00, .2903E+00, .3439E+01, .1017E+02, .1777E-06, DATA 610
XO .0. / DATA 620
DATA (XALP(K,7,1),K=1,20)/ DATA 630
X .7264E-11, .1605E-09, .8736E-10, .8811E-09, .3714E-08, .1754E-06, DATA 640

```



```

X .1339E-05 .2520E-05 .1466E-04 .4227E-04 .1311E-03 .8081E-03,DATA 650
X .1912E-02 .5576E-02 .3570E-02 .2204E-01 .1461E-01 .8132E-02,DATA 660
X-.4068E-10.0./DATA 670
DATA (XLAM(K, 7,1),K=1,20)/DATA 680
X .7709E-09 .2619E-07 .3811E-07 .1811E-06 .1336E-05 .1290E-04,DATA 690
X .3986E-04 .1399E-03 .3666E-03 .1039E-02 .4132E-02 .1239E-01,DATA 700
X .3473E-01 .1258E+00 .1675E+00 .9831E+00 .1783E+01 .4127E+01,DATA 710
X .2837E-05.0./DATA 720
DATA (XALP(K, 8,1),K=1,20)/DATA 730
X .6463E-11 .1825E-09 .8885E-10 .3097E-09 .8137E-09 .2905E-08,DATA 740
X .1905E-06 .1107E-05 .1110E-05 .1731E-04 .4208E-04 .9869E-04,DATA 750
X .8968E-03 .2568E-02 .5091E-02 .1612E-01 .3812E-01 .3097E-01,DATA 760
XO.0./DATA 770
DATA (XLAM(K, 8,1),K=1,20)/DATA 780
X .7583E-09 .2675E-07 .3901E-07 .3983E-06 .9840E-06 .3216E-05,DATA 790
X .1486E-04 .4059E-04 .8726E-04 .3789E-03 .1079E-02 .3565E-02,DATA 800
X .1219E-01 .4522E-01 .1086E+00 .3837E+00 .3853E+01 .4879E+01,DATA 810
XO.0./DATA 820
DATA (XALP(K, 9,1),K=1,20)/DATA 830
X .4849E-11 .2136E-09 .6448E-10 .1028E-08 .6465E-07 .1052E-05,DATA 840
X .2872E-05 .2114E-02 .1843E-01 .7584E-02 .2210E-01 .2356E-02,DATA 850
X .3988E-03 .1578E-02 .1751E-10.0.0.0.,DATA 860
XO.0./DATA 870
DATA (XLAM(K, 9,1),K=1,20)/DATA 880
X .7314E-09 .2655E-07 .5161E-07 .1138E-05 .1148E-04 .3500E-04,DATA 890
X .1536E-03 .1078E-02 .1263E+00 .1502E+00 .7820E+00 .1131E-02,DATA 900
X .1823E-02 .1764E-01 .4980E-07.0.0.0.,DATA 910
XO.0./DATA 920
DATA (XALP(K,10,1),K=1,20)/DATA 930
X .2949E-11 .1980E-09 .6559E-10 .5338E-09 .8019E-07 .1207E-05,DATA 940
X .2281E-04 .5828E-04 .4859E-03 .9572E-02 .1438E-01 .2216E-01,DATA 950
X-.6902E-02-.9159E-07-.2522E-10.0.0.0.,DATA 960
XO.0./DATA 970
DATA (XLAM(K,10,1),K=1,20)/DATA 980
X .7714E-09 .2751E-07 .3731E-07 .1322E-05 .1422E-04 .4057E-04,DATA 990
X .4868E-03 .1670E-02 .8908E-02 .4377E-01 .1733E+00 .1193E+01,DATA 1000
X .4579E-01 .2355E-02 .4412E-07.0.0.0.,DATA 1010
XO.0./DATA 1020
DATA (XALP(K,11,1),K=1,20)/DATA 1030
X .1020E-11 .1452E-09 .7995E-10 .2193E-09 .2169E-06 .1707E-05,DATA 1040
X .2067E-04 .7755E-04 .6905E-03 .2517E-02 .1233E-01 .2177E-01,DATA 1050
X .4179E-02 .1870E-03 .8830E-06 .1946E-10.0.0.,DATA 1060
XO.0./DATA 1070
DATA (XLAM(K,11,1),K=1,20)/DATA 1080
X .7529E-09 .2621E-07 .3554E-07 .2239E-05 .2054E-04 .5446E-04,DATA 1090
X .5119E-03 .2029E-02 .1264E-01 .4546E-01 .1633E+00 .7341E+00,DATA 1100
X .8797E+01 .6310E-01 .6605E-04 .3456E-07.0.0.,DATA 1110
XO.0./DATA 1120
DATA (XALP(K,12,1),K=1,20)/DATA 1130
X .1903E-12 .1072E-09 .5483E-10 .1553E-09 .1454E-06 .1201E-05,DATA 1140
X .1695E-04 .5651E-04 .3952E-03 .4120E-02 .7799E-02 .1116E-01,DATA 1150
X .2257E-01 .2236E-02 .1368E-05 .6888E-11.0.0.,DATA 1160
XO.0./DATA 1170
DATA (XLAM(K,12,1),K=1,20)/DATA 1180
X .7383E-09 .2529E-07 .3435E-07 .2998E-05 .2031E-04 .5467E-04,DATA 1190
X .4681E-03 .1594E-02 .9282E-02 .4844E-01 .1677E+00 .2477E+00,DATA 1200
X .1378E+01 .8750E-01 .1320E-03 .2175E-07.0.0.,DATA 1210
XO.0./DATA 1220
DATA (XALP(K,13,1),K=1,20)/DATA 1230
X .1537E-12 .8363E-10 .2375E-10 .4104E-07 .6387E-06 .2477E-04,DATA 1240
X .1345E-02 .7314E-03 .4027E-02 .3552E-01 .2066E-01 .2439E-01,DATA 1250
X-.1287E-02-.6659E-11.7127E-10.0.0.0.,DATA 1260
XO.0./DATA 1270
DATA (XLAM(K,13,1),K=1,20)/DATA 1280

```

```

X .7277E-09, .2623E-07, .4445E-07, .1752E-04, .4300E-04, .6432E-03, DATA 1290
X .3340E-02, .1420E-01, .6944E-01, .2643E+00, .2914E+00, .1245E+01, DATA 1300
X .3420E-02, .4485E-07, .2409E-05, .0, .0, .0, DATA 1310
XO .0, / DATA 1320
DATA (XALP(K, 14, 1), K=1, 20)/ DATA 1330
X .2727E-12, .4138E-10, .1706E-10, .1045E-10, .1495E-09, .1240E-07, DATA 1340
X .1340E-05, .2917E-04, .5145E-04, .4355E-03, .1236E-01, .4517E-01, DATA 1350
X .4570E-01, .2425E-01, .2114E-01, .2968E-01, .4287E-06, .0, DATA 1360
XO .0, / DATA 1370
DATA (XLAM(K, 14, 1), K=1, 20)/ DATA 1380
X .7243E-09, .2441E-07, .3570E-07, .2328E-06, .3553E-05, .1636E-04, DATA 1390
X .4797E-04, .5905E-03, .1357E-02, .6814E-02, .4479E-01, .6053E+00, DATA 1400
X .3446E+01, .4152E+01, .6306E-01, .1055E+00, .8224E-04, .0, DATA 1410
XO .0, / DATA 1420
DATA (XALP(K, 15, 1), K=1, 20)/ DATA 1430
X .4153E-12, .3579E-11, .1346E-11, .1425E-10, .3418E-09, .8996E-06, DATA 1440
X .2150E-05, .4837E-04, .9929E-04, .3157E-03, .2987E-02, .3174E-01, DATA 1450
X .1002E+00, .4835E-03, .3577E-01, .9453E-01, .1804E-05, .0, DATA 1460
XO .0, / DATA 1470
DATA (XLAM(K, 15, 1), K=1, 20)/ DATA 1480
X .7098E-09, .2083E-07, .6657E-07, .2455E-06, .5361E-05, .3918E-04, DATA 1490
X .5184E-04, .6238E-03, .1948E-02, .6540E-02, .2109E-01, .1171E+00, DATA 1500
X .4571E+00, .3940E+01, .4790E+00, .1663E+01, .4392E-04, .0, DATA 1510
XO .0, / DATA 1520
DATA (XALP(K, 16, 1), K=1, 20)/ DATA 1530
X .1360E-12, .2872E-11, .3918E-09, .1941E-06, .5200E-05, .4277E-04, DATA 1540
X .3132E-03, .1951E+00, .4793E+00, .3067E+00, .7505E-01, .4923E-01, DATA 1550
X .2039E-01, .8067E-12, .5015E-11, .0, .0, .0, DATA 1560
XO .0, / DATA 1570
DATA (XLAM(K, 16, 1), K=1, 20)/ DATA 1580
X .7006E-09, .2105E-06, .9443E-05, .4775E-04, .5230E-03, .3298E-02, DATA 1590
X .9846E-02, .7072E-01, .7851E-01, .8639E-01, .6381E+00, .1712E+01, DATA 1600
X .7458E+00, .4439E-06, .1375E-05, .0, .0, .0, DATA 1610
XO .0, / DATA 1620
DATA (XALP(K, 17, 1), K=1, 20)/ DATA 1630
X .3393E-13, .5026E-13, .1891E-12, .1251E-09, .7343E-09, .2219E-07, DATA 1640
X .1196E-05, .2789E-04, .1550E-03, .1477E-01, .2050E-01, .1423E-01, DATA 1650
X .2480E-01, .1599E-01, .5153E-08, .0, .0, .0, DATA 1660
XO .0, / DATA 1670
DATA (XLAM(K, 17, 1), K=1, 20)/ DATA 1680
X .6959E-09, .2317E-06, .1891E-05, .1121E-04, .3562E-04, .7610E-04, DATA 1690
X .4750E-02, .4628E-02, .2096E-01, .1399E+00, .6032E+00, .5545E+00, DATA 1700
X .2415E+01, .3674E+01, .7165E-04, .0, .0, .0, DATA 1710
XO .0, / DATA 1720
DATA (XALP(K, 18, 1), K=1, 20)/ DATA 1730
X 1.90934E-15, 5.36465E-14, 2.33181E-11, 2.77998E-10, 4.54551E-8, DATA 1740
X 1.93885E-6, 8.71837E-5, 2.22677E-3, 5.98149E-3, 8.85817E-3, DATA 1750
X 1.61727E-3, -2.36961E-10, -4.45492E-14, 7*0./ DATA 1760
DATA (XLAM(K, 18, 1), K=1, 20)/ DATA 1770
X 7.06343E-10, 8.33849E-7, 1.16847E-5, 6.74779E-5, 1.36779E-3, DATA 1780
X 4.87554E-3, 2.05905E-2, 7.64181E-2, 1.98977E-1, 1.04123, DATA 1790
X 5.21095, 7.60620E-5, 9.28661E-7, 7*0./ DATA 1800
DATA (XALP(K, 19, 1), K=1, 20)/ DATA 1810
XO .0, .0, .0, .0, .0, .0, DATA 1820
XO .0, .0, .0, .0, .0, .0, DATA 1830
XO .0, .0, .0, .0, .0, .0, DATA 1840
XO .0, / DATA 1850
DATA (XLAM(K, 19, 1), K=1, 20)/ DATA 1860
XO .0, .0, .0, .0, .0, .0, DATA 1870
XO .0, .0, .0, .0, .0, .0, DATA 1880
XO .0, .0, .0, .0, .0, .0, DATA 1890
XO .0, / DATA 1900
C FITS FOR U-235 GAMMAS GROUPS 1 THROUGH 19 DATA 1905
DATA (XALP(K, 1, 2), K=1, 20)/ DATA 1910

```

```

X .1228E-12. .4447E-12. .9405E-11. .3022E-09. .6528E-08. .3318E-07. DATA1920
X .9476E-06. .7533E-05. .6507E-04. .4818E-03. .8863E-03. .2132E-03. DATA1930
X-.3858E-05. -.3226E-07. .4742E-07.0. .0. .0. .0. DATA1940
XO. .0. / DATA1950
DATA (XLAM(K, 1,2),K=1,20)/ DATA1960
X .8579E-09. .1275E-07. .3172E-07. .3403E-06. .1314E-05. .5054E-05. DATA1970
X .3283E-03. .1426E-02. .1041E-01. .4514E-01. .3187E+00. .4561E-01. DATA1980
X .1425E-02. .6742E-05. .3695E-04.0. .0. .0. .0. DATA1990
XO. .0. / DATA2000
DATA (XALP(K, 2,2),K=1,20)/ DATA2010
X .4090E-13. .2485E-11. .2304E-10. .1295E-08. .2774E-07. .4529E-07. DATA2020
X .6728E-06. .5744E-05. .9158E-05. .1127E-04. .1192E-03. .7323E-03. DATA2030
X .1619E-02. .9440E-02. .2279E-03. -.4288E-08.0. .0. .0. DATA2040
XO. .0. / DATA2050
DATA (XLAM(K, 2,2),K=1,20)/ DATA2060
X .4802E-08. .2080E-07. .3117E-07. .2722E-06. .2963E-05. .1461E-04. DATA2070
X .9231E-04. .4102E-03. .1158E-02. .3266E-02. .1323E-01. .4193E-01. DATA2080
X .1259E+00. .7269E+00. .1045E+02. .4334E-05.0. .0. .0. DATA2090
XO. .0. / DATA2100
DATA (XALP(K, 3,2),K=1,20)/ DATA2110
X .4262E-14. .1991E-13. .3188E-15. .6465E-11. .5067E-08. .1193E-07. DATA2120
X .5075E-07. .1227E-06. .1918E-06. .1984E-04. .5503E-04. .1187E-03. DATA2130
X .9778E-03. .3131E-02. .1475E-01. .2059E-03. -.7574E-02. .1270E-01. DATA2140
XO. .0. / DATA2150
DATA (XLAM(K, 3,2),K=1,20)/ DATA2160
X .6144E-08. .9623E-08. .1542E-06. .1262E-06. .6485E-06. .1179E-05. DATA2170
X .3726E-05. .2662E-04. .1312E-04. .3288E-03. .1102E-02. .7011E-02. DATA2180
X .1899E-01. .9157E-01. .3912E+00. .1463E+02. .4043E+00. .1026E+01. DATA2190
XO. .0. / DATA2200
DATA (XALP(K, 4,2),K=1,20)/ DATA2210
X .2064E-13. .8636E-12. .9578E-11. .3139E-08. .3769E-07. .5032E-06. DATA2220
X .1039E-05. .2068E-04. .8651E-04. .1204E-02. .7462E-02. .1001E+00. DATA2230
X-.8124E-01. .1455E+00. -.1232E+00. -.1243E-07.0. .0. .0. DATA2240
XO. .0. / DATA2250
DATA (XLAM(K, 4,2),K=1,20)/ DATA2260
X .2121E-08. .9932E-08. .2363E-07. .2110E-06. .7255E-06. .1045E-04. DATA2270
X .4414E-04. .2598E-03. .1443E-02. .1353E-01. .7951E-01. .4185E+00. DATA2280
X .4654E+00. .2092E+01. .2209E+01. .7486E-06.0. .0. .0. DATA2290
XO. .0. / DATA2300
DATA (XALP(K, 5,2),K=1,20)/ DATA2310
X .2574E-10. .7418E-11. .2867E-10. .1984E-07. .2611E-06. .1350E-05. DATA2320
X .1972E-04. .7089E-04. .3109E-03. .2301E-02. .8318E-02. .1851E+01. DATA2330
X-.1906E+01. .1591E+00. -.6489E-01. -.1156E-07.0. .0. .0. DATA2340
XO. .0. / DATA2350
DATA (XLAM(K, 5,2),K=1,20)/ DATA2360
X .7376E-09. .1713E-07. .4871E-07. .1228E-06. .2894E-05. .1485E-04. DATA2370
X .1964E-03. .1152E-02. .4265E-02. .2561E-01. .1481E+00. .1395E+01. DATA2380
X .1437E+01. .3249E+01. .4622E+01. .1979E-06.0. .0. .0. DATA2390
XO. .0. / DATA2400
DATA (XALP(K, 6,2),K=1,20)/ DATA2410
X .1259E-16. .2938E-12. .9255E-13. .7414E-08. .1273E-07. .4374E-07. DATA2420
X .1052E-05. .2150E-04. .2559E-04. .2235E-03. .8837E-03. .3410E-02. DATA2430
X .1101E-01. .4631E-01. .2531E-01.0. .0. .0. .0. DATA2440
XO. .0. / DATA2450
DATA (XLAM(K, 6,2),K=1,20)/ DATA2460
X .5695E-09. .2122E-07. .3302E-07. .5605E-06. .8313E-06. .4035E-05. DATA2470
X .3179E-04. .1608E-03. .2116E-03. .1521E-02. .1108E-01. .4970E-01. DATA2480
X .2147E+00. .9452E+00. .4542E+01.0. .0. .0. .0. DATA2490
XO. .0. / DATA2500
DATA (XALP(K, 7,2),K=1,20)/ DATA2510
X .9554E-17. .1803E-11. .2164E-13. .1910E-10. .3362E-09. .1093E-07. DATA2520
X .2442E-06. .7977E-06. .1458E-04. .1037E-03. .3971E-03. .2181E-02. DATA2530
X .5714E-02. .1870E-01. .3736E-01. -.6221E-01. .4891E-01.0. .0. DATA2540
XO. .0. / DATA2550

```

```

DATA (XLAM(K, 7,2),K=1,20)/
X .7047E-09, .2167E-07, .2207E-07, .3623E-06, .8302E-06, .2815E-05, DATA2560
X .1497E-04, .2924E-04, .1891E-03, .1162E-02, .6912E-02, .2700E-01, DATA2570
X .1068E+00, .4804E+00, .1129E+01, .2848E+01, .4440E+01, O, DATA2580
XO, O, /, DATA2590
DATA (XALP(K, 8,2),K=1,20)/
X .2433E-16, .3457E-13, .1720E-12, .3215E-10, .3094E-08, .2218E-07, DATA2600
X .8842E-07, .3442E-05, .1351E-04, .1040E-03, .2014E-02, .7000E-02, DATA2610
X .1128E+00, .3390E-01, .5434E+00, .5846E+00, .1887E-03, O, DATA2620
XO, O, /, DATA2630
DATA (XLAM(K, 8,2),K=1,20)/
X .1824E-08, .2029E-07, .3403E-07, .1420E-06, .1775E-05, .2891E-05, DATA2640
X .1268E-04, .5066E-04, .2003E-03, .1186E-02, .1179E-01, .9864E-01, DATA2650
X .8032E+00, .7183E+00, .2027E+01, .1897E+01, .1082E-01, O, DATA2660
XO, O, /, DATA2670
DATA (XALP(K, 9,2),K=1,20)/
X .2657E-17, .4743E-11, .2442E-11, .1499E-06, .1019E-04, .1913E-03, DATA2680
X .1784E-02, .8929E-02, .1433E-01, .6409E-02, .8391E-02, .2153E-03, DATA2690
X .1150E-03, .2028E-06, .1274E-06, .1911E-06, .7048E-06, O, DATA2700
XO, O, /, DATA2710
DATA (XLAM(K, 9,2),K=1,20)/
X .4328E-09, .2620E-07, .3741E-07, .6916E-06, .1507E-03, .6732E-03, DATA2720
X .1162E-01, .2082E+00, .1520E+01, .3379E-01, .3717E-01, .8070E-03, DATA2730
X .1756E-02, .8980E-06, .1065E-05, .8004E-05, .2568E-04, O, DATA2740
XO, O, /, DATA2750
DATA (XALP(K, 10,2),K=1,20)/
X .2671E-18, .1056E-12, .4417E-13, .1072E-11, .1159E-08, .1388E-08, DATA2760
X .4823E-06, .3281E-05, .1291E-04, .4864E-03, .3784E-02, .1598E-01, DATA2770
X .1040E+00, .1049E+00, .2317E-05, .4039E-03, .5889E-03, .2100E-02, DATA2780
XO, O, /, DATA2790
DATA (XLAM(K, 10,2),K=1,20)/
X .6182E-10, .2175E-07, .2117E-06, .8332E-06, .2418E-05, .5228E-05, DATA2800
X .2323E-04, .1063E-03, .4402E-03, .1501E-02, .1246E+00, .4091E+00, DATA2810
X .1520E+01, .1693E+01, .4745E+02, .1485E-02, .1012E-01, .3991E-01, DATA2820
XO, O, /, DATA2830
DATA (XALP(K, 11,2),K=1,20)/
X .2024E-18, .5844E-13, .6540E-10, .1507E-08, .2069E-08, .2169E-07, DATA2840
X .2723E-06, .2706E-05, .1521E-04, .5338E-04, .1569E-03, .6287E-03, DATA2850
X .1160E-02, .6638E-02, .1869E-01, .2948E-01, O, DATA2860
XO, O, /, DATA2870
DATA (XLAM(K, 11,2),K=1,20)/
X .9974E-10, .2208E-07, .5904E-06, .2846E-05, .2872E-05, .2110E-04, DATA2880
X .2734E-04, .1085E-03, .4563E-03, .1452E-02, .6788E-02, .1403E-01, DATA2890
X .3474E-01, .1469E+00, .6451E+00, .1739E+01, O, DATA2900
XO, O, /, DATA2910
DATA (XALP(K, 12,2),K=1,20)/
X .2671E-12, .3418E-10, .2562E-08, .3248E-09, .3678E-06, .2663E-05, DATA2920
X .2568E-04, .8103E-04, .1192E-02, .4033E-02, .8527E-02, .1476E+00, DATA2930
X .1415E+00, .1026E-10, O, O, O, O, DATA2940
XO, O, /, DATA2950
DATA (XLAM(K, 12,2),K=1,20)/
X .2274E-07, .2879E-07, .2204E-05, .2203E-05, .4780E-04, .1152E-03, DATA2960
X .4940E-03, .2200E-02, .1736E-01, .9531E-01, .3754E+00, .4271E+01, DATA2970
X .4296E+01, .2996E-07, O, O, O, O, DATA2980
XO, O, /, DATA2990
DATA (XALP(K, 13,2),K=1,20)/
X .8784E-13, .1050E-16, .1016E-15, .4116E-11, .9380E-09, .4627E-09, DATA3000
X .1670E-06, .2679E-05, .1391E-04, .6762E-04, .1035E-02, .5141E-02, DATA3010
X .1035E+00, .2306E-01, .1034E+00, O, O, O, DATA3020
XO, O, /, DATA3030
DATA (XLAM(K, 13,2),K=1,20)/
X .2174E-07, .1889E-07, .3614E-06, .4137E-06, .6352E-06, .2476E-05, DATA3040
X .4117E-04, .8088E-04, .3708E-03, .2403E-02, .1483E-01, .1085E+00, DATA3050
X .1296E+01, .3206E+01, .1609E+01, O, O, O, DATA3060

```

```

XO. .0. / DATA3200
DATA (XALP(K,14,2),K=1,20)/ DATA3210
X .4550E-13, .2863E-14, .3774E-09, .4319E-08, .4902E-06, .2073E-05, DATA3220
X .5159E-04, .1950E-03, .1111E-02, .3164E-02, .6179E-02, .1502E-04, DATA3230
X -.3600E-04, -.2081E-08, 0. .0. .0. .0. DATA3240
XO. .0. / DATA3250
DATA (XLAM(K,14,2),K=1,20)/ DATA3260
X .2174E-07, .8104E-07, .9897E-06, .6300E-06, .5834E-04, .9839E-04, DATA3270
X .6065E-03, .4739E-02, .2031E-01, .9459E-01, .3370E+00, .1394E+02, DATA3280
X .6874E-03, .2182E-05, 0. .0. .0. .0. DATA3290
XO. .0. / DATA3300
DATA (XALP(K,15,2),K=1,20)/ DATA3310
X .2495E-13, .7280E-14, .7767E-10, .3281E-06, .3060E-05, .7557E-05, DATA3320
X .1161E-03, .1366E-02, .3349E-02, .1577E-01, .1207E-02, -.3044E-01, DATA3330
X .3383E-01, -.5577E-04, 0., 0., 0., 0., DATA3340
XO. .0. / DATA3350
DATA (XLAM(K,15,2),K=1,20)/ DATA3360
X .2173E-07, .2794E-07, .6198E-06, .5951E-04, .2018E-03, .3211E-03, DATA3370
X .2357E-02, .1367E-01, .5757E-01, .2826E+00, .4177E+01, .1392E+01, DATA3380
X .1657E+01, .3513E+01, 0., 0., 0., 0., DATA3390
XO. .0. / DATA3400
DATA (XALP(K,16,2),K=1,20)/ DATA3410
X .6504E-14, 2.669E-18, 5.395E-13, 4.068E-11, 2.719E-07, 3.819E-06, DATA3420
X 5.467E-05, 2.832E-05, 1.781E-03, 5.359E-03, 1.624E-02, 2.948E-02, DATA3430
X -1.603E-02, 7.184E-03, -2.691E-12, -3.153E-11, 0., 0., DATA3440
XO. .0. / DATA3450
DATA (XLAM(K,16,2),K=1,20)/ DATA3460
X .2173E-07, 2.188E-08, 4.266E-07, 6.412E-07, 7.441E-05, 1.887E-04, DATA3470
X 1.244E-03, 1.767E-03, 1.124E-02, 5.813E-02, 1.825E-01, 6.914E-01, DATA3480
X 1.777E+00, 4.474E+00, 6.246E-07, 3.729E-06, 0., 0., DATA3490
XO. .0. / DATA3500
DATA (XALP(K,17,2),K=1,20)/ DATA3510
X 2.168E-19, 6.995E-09, 2.267E-08, 1.791E-07, 5.588E-05, 2.432E-04, DATA3520
X 1.063E-03, 6.520E-03, 2.135E-02, 3.497E-03, -1.341E-03, -6.313E-09, DATA3530
X 8.807E-03, -9.967E-03, 0. .0. .0. .0. DATA3540
XO. .0. / DATA3550
DATA (XLAM(K,17,2),K=1,20)/ DATA3560
X 4.141E-06, 6.319E-05, 7.671E-05, 4.034E-04, 3.650E-03, 5.320E-03, DATA3570
X 1.907E-02, 9.760E-02, 5.200E-01, 1.119E+01, 1.931E-01, 3.985E-04, DATA3580
X 9.947E-02, 9.387E-02, 0. .0. .0. .0. DATA3590
XO. .0. / DATA3600
DATA (XALP(K,18,2),K=1,20)/ DATA3610
X 8.816E-20, 2.179E-15, 2.465E-13, 1.821E-07, 3.242E-05, 2.858E-04, DATA3620
X 2.039E-01, -2.012E-01, 4.292E-03, -2.908E-03, 9.703E-04, -5.322E-04, DATA3630
X -6.367E-20, 2.267E-03, -1.939E-03, .1000E-20, 0. .0. DATA3640
XO. .0. / DATA3650
DATA (XLAM(K,18,2),K=1,20)/ DATA3660
X 5.758E-06, 2.011E-04, 6.372E-04, 2.754E-03, 5.036E-03, 1.138E-02, DATA3670
X 2.014E-01, 2.022E-01, 4.014E-01, 4.045E-01, 1.201E+00, 1.824E+00, DATA3680
X 7.043E-06, 4.107E-02, 4.044E-02, .1000E-05, 0. .0. DATA3690
XO. .0. / DATA3700
DATA (XALP(K,19,2),K=1,20)/ DATA3710
X 3.44840E-21, 8.39004E-21, 3.62256E-19, 4.63223E-17, 4.49234E-9, DATA3720
X 1.07130E-5, 1.31924E-5, 2.51500E-4, -1.57334E-4, 8.27934E-5, DATA3730
X -1.63636E-5, -9.44376E-21, 8*0./ DATA3740
DATA (XLAM(K,19,2),K=1,20)/ DATA3750
X 4.26783E-6, 2.10226E-5, 2.05656E-4, 6.05335E-4, 5.32009E-3, DATA3760
X 8.59635E-3, 1.35035E-2, .187459, .325807, .956266, 1.13647, DATA3770
X 2.15828E-5, 8*0./ DATA3780
C FITS FDR PU-239 BETAS GRUUPS 1 AND 2 CDMBINED INTD 1 DATA3785
DATA (XALP(K,1,3),K=1,20)/ DATA3790
X .5119E-11, .5897E-10, .7550E-09, .3890E-08, .3120E-07, .8983E-07, DATA3800
X .2280E-06, .4645E-05, .2900E-04, .4929E-04, .2540E-03, .8475E-03, DATA3810
X .4021E-04, .3211E-04, .3215E-05, 0. .0. .0. DATA3820

```

```

XO. .0. / DATA3830
DATA (XLAM(K, 1,3),K=1,20)/ DATA3840
X .8882E-09, .1583E-07, .8552E-07, .2910E-06, .1431E-05, .6194E-05, DATA3850
X .2573E-04, .1800E-03, .8218E-03, .4258E-02, .1513E-01, .8165E-01, DATA3860
X .1433E+00, .4597E+00, .9689E+01, .0, .0, .0, DATA3870
XO. .0. / DATA3880
DATA (XALP(K, 2,3),K=1,20)/ DATA3890
X .6815E-11, .5074E-10, .8639E-09, .6740E-08, .2546E-07, .2057E-06, DATA3900
X .1088E-05, .7335E-05, .6070E-04, .1277E-03, .5421E-03, .1033E-02, DATA3910
X .8253E-03, .5389E-03, .6076E-04, .0, .0, .0, DATA3920
XO. .0. / DATA3930
DATA (XLAM(K, 2,3),K=1,20)/ DATA3940
X .7591E-09, .2618E-07, .1405E-06, .4525E-06, .1392E-05, .7443E-05, DATA3950
X .3189E-04, .1980E-03, .8686E-03, .5066E-02, .1791E-01, .5746E-01, DATA3960
X .2753E+00, .9173E+00, .4599E+01, .0, .0, .0, DATA3970
XO. .0. / DATA3980
DATA (XALP(K, 3,3),K=1,20)/ DATA3990
X .2331E-11, .6773E-10, .4448E-09, .6469E-08, .2265E-07, .1876E-06, DATA4000
X .9492E-06, .2378E-05, .2535E-04, .8596E-04, .4259E-03, .1130E-02, DATA4010
X .1605E-02, .2016E-02, .4068E-03, .0, .0, .0, DATA4020
XO. .0. / DATA4030
DATA (XLAM(K, 3,3),K=1,20)/ DATA4040
X .7847E-09, .2413E-07, .1174E-06, .4460E-06, .1391E-05, .7015E-05, DATA4050
X .2461E-04, .1012E-03, .3937E-03, .1494E-02, .8519E-02, .3219E-01, DATA4060
X .8691E-01, .5182E+00, .2517E+01, .0, .0, .0, DATA4070
XO. .0. / DATA4080
DATA (XALP(K, 4,3),K=1,20)/ DATA4090
X .2049E-11, .1108E-09, .5264E-09, .4655E-08, .2002E-07, .1850E-06, DATA4100
X .8825E-06, .3569E-05, .3391E-04, .6498E-04, .4854E-03, .1538E-02, DATA4110
X .3867E-02, .1255E-02, .7133E-05, .0, .0, .0, DATA4120
XO. .0. / DATA4130
DATA (XLAM(K, 4,3),K=1,20)/ DATA4140
X .7507E-09, .2418E-07, .1156E-06, .4219E-06, .1460E-05, .7192E-05, DATA4150
X .2458E-04, .1158E-03, .4870E-03, .1587E-02, .7846E-02, .2731E-01, DATA4160
X .1339E+00, .3199E+00, .6246E+00, .0, .0, .0, DATA4170
XO. .0. / DATA4180
DATA (XALP(K, 5,3),K=1,20)/ DATA4190
X .2439E-11, .1568E-09, .4441E-09, .2337E-08, .1279E-07, .1047E-06, DATA4200
X .4656E-06, .2064E-05, .2006E-04, .7338E-04, .5369E-03, .1655E-02, DATA4210
X .2997E-02, .6525E-02, .1815E-02, .0, .0, .0, DATA4220
XO. .0. / DATA4230
DATA (XLAM(K, 5,3),K=1,20)/ DATA4240
X .7504E-09, .2410E-07, .1074E-06, .3520E-06, .1432E-05, .6781E-05, DATA4250
X .1957E-04, .7239E-04, .3514E-03, .1307E-02, .7554E-02, .2869E-01, DATA4260
X .1045E+00, .4012E+00, .1983E+01, .0, .0, .0, DATA4270
XO. .0. / DATA4280
DATA (XALP(K, 6,3),K=1,20)/ DATA4290
X .2630E-11, .2006E-09, .2809E-09, .1345E-08, .6247E-08, .4608E-07, DATA4300
X .3230E-06, .1579E-05, .1667E-04, .6838E-04, .5111E-03, .1826E-02, DATA4310
X .3938E-02, .6417E-02, .1507E-02, .0, .0, .0, DATA4320
XO. .0. / DATA4330
DATA (XLAM(K, 6,3),K=1,20)/ DATA4340
X .7524E-09, .2402E-07, .9519E-07, .3138E-06, .1343E-05, .6853E-05, DATA4350
X .1819E-04, .6169E-04, .3381E-03, .1311E-02, .7685E-02, .2827E-01, DATA4360
X .1140E+00, .4672E+00, .2453E+01, .0, .0, .0, DATA4370
XO. .0. / DATA4380
DATA (XALP(K, 7,3),K=1,20)/ DATA4390
X .2669E-11, .2368E-09, .1117E-09, .6499E-09, .3244E-08, .2113E-07, DATA4400
X .2830E-06, .1318E-05, .1476E-04, .6597E-04, .4800E-03, .1977E-02, DATA4410
X .5113E-02, .8198E-02, .1718E-02, .0, .0, .0, DATA4420
XO. .0. / DATA4430
DATA (XLAM(K, 7,3),K=1,20)/ DATA4440
X .7529E-09, .2395E-07, .7533E-07, .3016E-06, .1357E-05, .6895E-05, DATA4450
X .1905E-04, .5995E-04, .3314E-03, .1306E-02, .7605E-02, .2859E-01, DATA4460

```

```

X .1199E+00. .4470E+00. .3161E+01.0. .0. .0. .DATA4470
XO. .0. / DATA4480
DATA (XALP(K, 8,3),K=1,20)/ DATA4490
X .2420E-11. .2604E-09. .3715E-10. .3381E-09. .1968E-08. .1364E-07. DATA4500
X .2439E-06. .1116E-05. .1347E-04. .6335E-04. .4102E-03. .1905E-02. DATA4510
X .7426E-02. .1102E-01. .2431E-02.0. .0. .0. .DATA4520
XO. .0. / DATA4530
DATA (XLAM(K, 8,3),K=1,20)/ DATA4540
X .7532E-09. .2386E-07. .5222E-07. .3842E-06. .1474E-05. .7069E-05. DATA4550
X .1943E-04. .5450E-04. .3417E-03. .1313E-02. .7243E-02. .2757E-01. DATA4560
X .1317E+00. .5374E+00. .1742E+01.0. .0. .0. .DATA4570
XO. .0. / DATA4580
DATA (XALP(K, 9,3),K=1,20)/ DATA4590
X .1878E-11. .2680E-09. .3369E-10. .1866E-09. .1196E-08. .6570E-08. DATA4600
X .1778E-06. .8040E-06. .1244E-04. .6067E-04. .3749E-03. .1892E-02. DATA4610
X .7177E-02. .1117E-01. .2441E-02.0. .0. .0. .DATA4620
XO. .0. / DATA4630
DATA (XLAM(K, 9,3),K=1,20)/ DATA4640
X .7537E-09. .2377E-07. .5089E-07. .4034E-06. .1600E-05. .6887E-05. DATA4650
X .1972E-04. .4704E-04. .3563E-03. .1310E-02. .7270E-02. .2882E-01. DATA4660
X .1275E+00. .4606E+00. .2457E+01.0. .0. .0. .DATA4670
XO. .0. / DATA4680
DATA (XALP(K, 10,3),K=1,20)/ DATA4690
X .1158E-11. .2582E-09. .3229E-10. .9044E-10. .5239E-09. .3076E-08. DATA4700
X .1604E-06. .6059E-06. .1017E-04. .5633E-04. .3146E-03. .1642E-02. DATA4710
X .7810E-02. .1161E-01. .4786E-02.0. .0. .0. .DATA4720
XO. .0. / DATA4730
DATA (XLAM(K, 10,3),K=1,20)/ DATA4740
X .7549E-09. .2362E-07. .4904E-07. .3593E-06. .1570E-05. .6889E-05. DATA4750
X .2091E-04. .4810E-04. .3897E-03. .1238E-02. .7345E-02. .2806E-01. DATA4760
X .1257E+00. .4593E+00. .4158E+01.0. .0. .0. .DATA4770
XO. .0. / DATA4780
DATA (XALP(K, 11,3),K=1,20)/ DATA4790
X .4893E-12. .2324E-09. .2848E-10. .3249E-10. .1059E-09. .2470E-08. DATA4800
X .1398E-06. .4286E-06. .9132E-05. .5456E-04. .2526E-03. .1547E-02. DATA4810
X .8177E-02. .1284E-01. .4237E-02.0. .0. .0. .DATA4820
XO. .0. / DATA4830
DATA (XLAM(K, 11,3),K=1,20)/ DATA4840
X .7587E-09. .2344E-07. .4668E-07. .2829E-06. .1664E-05. .8128E-05. DATA4850
X .2152E-04. .4695E-04. .4246E-03. .1236E-02. .7192E-02. .2789E-01. DATA4860
X .1323E+00. .4483E+00. .4122E+01.0. .0. .0. .DATA4870
XO. .0. / DATA4880
DATA (XALP(K, 12,3),K=1,20)/ DATA4890
X .1915E-12. .1950E-09. .2300E-10. .2236E-10. .2488E-09. .3744E-07. DATA4900
X .3702E-06. .8964E-05. .5010E-04. .1958E-03. .1476E-02. .7887E-02. DATA4910
X .1339E-01. .4395E-02.0. .0. .0. .0. .DATA4920
XO. .0. / DATA4930
DATA (XLAM(K, 12,3),K=1,20)/ DATA4940
X .7652E-09. .2320E-07. .5096E-07. .3528E-06. .3786E-05. .1540E-04. DATA4950
X .3900E-04. .4644E-03. .1274E-02. .6800E-02. .2764E-01. .1371E+00. DATA4960
X .4143E+00. .3473E+01.0. .0. .0. .0. .DATA4970
XO. .0. / DATA4980
DATA (XALP(K, 13,3),K=1,20)/ DATA4990
X .1704E-12. .1474E-09. .1561E-10. .1592E-10. .1887E-09. .2041E-07. DATA5000
X .3010E-06. .9338E-05. .4301E-04. .1146E-03. .1512E-02. .7586E-02. DATA5010
X .1418E-01. .4085E-02.0. .0. .0. .0. .DATA5020
XO. .0. / DATA5030
DATA (XLAM(K, 13,3),K=1,20)/ DATA5040
X .7606E-09. .2289E-07. .4910E-07. .2551E-06. .4225E-05. .1492E-04. DATA5050
X .4040E-04. .5009E-03. .1338E-02. .5592E-02. .2749E-01. .1422E+00. DATA5060
X .4899E+00. .3028E+01.0. .0. .0. .0. .DATA5070
XO. .0. / DATA5080
DATA (XALP(K, 14,3),K=1,20)/ DATA5090
X .3008E-12. .1551E-09. .1037E-10. .2433E-10. .2786E-09. .9032E-08. DATA5100

```

```

X .4663E-06, .1672E-04, .6538E-04, .2303E-03, .2097E-02, .1452E-01, DATA5110
X .2618E-01, .9535E-02, .0, .0, .0, .0, DATA5120
XO .0, / DATA5130
DATA (XLAM(K, 14, 3), K=1, 20)/ DATA5140
X .7514E-09, .2224E-07, .4785E-07, .2477E-06, .4257E-05, .1270E-04, DATA5150
X .4199E-04, .5579E-03, .1284E-02, .6216E-02, .2640E-01, .1376E+00, DATA5160
X .4918E+00, .3000E+01, .0, .0, .0, .0, DATA5170
XO .0, / DATA5180
DATA (XALP(K, 15, 3), K=1, 20)/ DATA5190
X .4543E-12, .3983E-10, .8334E-11, .2808E-10, .1169E-09, .6576E-08, DATA5200
X .5397E-06, .2329E-04, .8706E-04, .4345E-03, .3394E-02, .3286E-01, DATA5210
X .5802E-01, .1363E-01, .0, .0, .0, .0, DATA5220
XO .0, / DATA5230
DATA (XLAM(K, 15, 3), K=1, 20)/ DATA5240
X .7371E-09, .2121E-07, .9686E-07, .2722E-06, .3451E-05, .1211E-04, DATA5250
X .5192E-04, .5555E-03, .1414E-02, .7911E-02, .3107E-01, .1565E+00, DATA5260
X .7539E+00, .1432E+01, .0, .0, .0, .0, DATA5270
XO .0, / DATA5280
DATA (XALP(K, 16, 3), K=1, 20)/ DATA5290
X 1.453E-13, 6.189E-12, 6.941E-12, 3.335E-10, 3.960E-09, 2.716E-07, DATA5300
X 1.927E-06, 4.636E-06, 7.133E-05, 5.462E-04, 1.437E-02, DATA5310
X 4.122E-02, 1.510E-02, .0, .0, .0, .0, DATA5320
XO .0, / DATA5330
DATA (XLAM(K, 16, 3), K=1, 20)/ DATA5340
X 6.892E-10, 2.079E-07, 1.675E-06, 8.784E-06, 2.069E-05, 7.051E-05, DATA5350
X 4.956E-04, 1.579E-03, 7.532E-03, 2.272E-02, 1.325E-01, 6.950E-01, DATA5360
X 1.797E+00, .0, .0, .0, .0, .0, DATA5370
XO .0, / DATA5380
DATA (XALP(K, 17, 3), K=1, 20)/ DATA5390
X 3.722E-14, 8.313E-13, 4.292E-10, 1.992E-08, 1.150E-06, 2.139E-05, DATA5400
X 9.618E-05, 1.830E-03, 1.120E-02, 3.234E-02, -1.431E-02, 7.555E-03, DATA5410
X -4.665E-03, -1.395E-08, -1.568E-12, 1.454E-12, .0, .0, DATA5420
XO .0, / DATA5430
DATA (XLAM(K, 17, 3), K=1, 20)/ DATA5440
X 7.203E-10, 3.787E-07, 1.307E-05, 6.274E-05, 1.595E-03, 8.367E-03, DATA5450
X 3.223E-02, 9.089E-02, 2.464E-01, 1.048E+00, 6.151E-01, 5.771E+00, DATA5460
X 2.811E+00, 6.510E-05, 5.143E-07, 6.850E-07, .0, .0, DATA5470
XO .0, / DATA5480
DATA (XALP(K, 18, 3), K=1, 20)/ DATA5490
X 2.02247E-15, 4.26636E-13, 8.99431E-10, 5.76412E-8, 2.47780E-6, DATA5500
X 5.85628E-5, 1.03751E-3, 3.19925E-3, 1.15261E-2, -6.31111E-3, DATA5510
X 2.85479E-3, -1.53200E-3, -9.53371E-10, 4.09241E-10, -2.67547E-13, DATA5520
X 5*0./ DATA5530
DATA (XLAM(K, 18, 3), K=1, 20)/ DATA5540
X 6.81882E-10, 6.30735E-7, 1.63083E-5, 1.52073E-3, 6.16627E-3, DATA5550
X 1.97103E-2, 7.39598E-2, 1.74214E-1, .793894, .890645, DATA5560
X 2.87581, 3.57001, 1.75916E-5, 3.26377E-5, 6.3666E-7, 5*0./ DATA5570
DATA (XALP(K, 19, 3), K=1, 20)/ DATA5580
XO .0, .0, .0, .0, .0, .0, DATA5590
XO .0, .0, .0, .0, .0, .0, DATA5600
XO .0, .0, .0, .0, .0, .0, DATA5610
XO .0, / DATA5620
DATA (XLAM(K, 19, 3), K=1, 20)/ DATA5630
XO .0, .0, .0, .0, .0, .0, DATA5640
XO .0, .0, .0, .0, .0, .0, DATA5650
XO .0, .0, .0, .0, .0, .0, DATA5660
XO .0, / DATA5670
C FITS FDR PU-239 GAMMAS GROUPS 1 THROUGH 19 DATA5675
DATA (XALP(K, 1, 4), K=1, 20)/ DATA5680
X .1675E-12, .5868E-12, .6533E-11, .1563E-09, .2942E-08, .1025E-07, DATA5690
X .7436E-08, .3483E-07, .9955E-06, .4669E-05, .2706E-04, .1908E-03, DATA5700
X .5654E-03, .6856E-01, -.7029E-01, .4682E-02, -.2124E-02, .0, DATA5710
XO .0, / DATA5720
DATA (XLAM(K, 1, 4), K=1, 20)/ DATA5730

```



```

X .1053E-08 .7491E-08 .3193E-07 .2533E-06 .9501E-06 .2326E-05,DATA5740
X .9554E-05 .9956E-04 .3260E-03 .1420E-02 .6438E-02 .1786E-01,DATA5750
X .9085E-01 .1582E+01 .1659E+01 .4954E+01 .7501E+01,DATA5760
XO .O. / DATA5770
DATA (XALP(K, 2,4),K=1,20)/ DATA5780
X .1895E-12 .7624E-12 .1603E-10 .1104E-08 .2778E-07 .5213E-07,DATA5790
X .7963E-06 .5556E-05 .1684E-04 .8240E-04 .8442E-03 .2436E-02,DATA5800
X .2005E-01 .8527E-02 .4437E-08,DATA5810
XO .O. / DATA5820
DATA (XLAM(K, 2,4),K=1,20)/ DATA5830
X .4578E-08 .1647E-07 .2997E-07 .2627E-06 .2903E-05 .1534E-04,DATA5840
X .1357E-03 .4019E-03 .1534E-02 .7615E-02 .4544E-01 .2401E+00,DATA5850
X .1396E+01 .1596E+01 .5917E-05,DATA5860
XO .O. / DATA5870
DATA (XALP(K, 3,4),K=1,20)/ DATA5880
X .1904E-13 .8134E-13 .7531E-13 .1019E-10 .5421E-08 .1798E-07,DATA5890
X .6339E-07 .3285E-06 .2898E-06 .2682E-04 .4978E-04 .5306E-03,DATA5900
X .1899E-01 .1015E+00 .1124E+00 .2311E-01 .1205E-01 .1644E-01,DATA5910
XO .O. / DATA5920
DATA (XLAM(K, 3,4),K=1,20)/ DATA5930
X .6098E-08 .1012E-07 .3884E-07 .1499E-06 .6605E-06 .1235E-05,DATA5940
X .4014E-05 .1366E-04 .3175E-04 .4061E-03 .8420E-03 .9422E-02,DATA5950
X .8051E-01 .7403E+01 .6864E+01 .9396E-01 .1646E+00 .2363E+01,DATA5960
XO .O. / DATA5970
DATA (XALP(K, 4,4),K=1,20)/ DATA5980
X .1580E-12 .1981E-10 .1081E-09 .7883E-08 .3127E-07 .4183E-06,DATA5990
X .1132E-05 .1938E-04 .4860E-04 .1030E-03 .5790E-03 .6223E-03,DATA6000
X .1028E-01 .3843E-01 .1548E-01 .4805E-02 .2382E-02 .5746E-08,DATA6010
XO .O. / DATA6020
DATA (XLAM(K, 4,4),K=1,20)/ DATA6030
X .4501E-08 .1410E-07 .2817E-07 .2249E-06 .8420E-06 .1010E-04,DATA6040
X .4560E-04 .2835E-03 .9431E-03 .3519E-02 .1204E-01 .2756E-01,DATA6050
X .1147E+00 .5050E+00 .5633E+00 .2563E+01 .4641E+01 .7773E-06,DATA6060
XO .O. / DATA6070
DATA (XALP(K, 5,4),K=1,20)/ DATA6080
X .2743E-10 .1232E-10 .7873E-10 .1462E-07 .3050E-06 .8594E-06,DATA6090
X .2487E-05 .2047E-04 .3840E-04 .1538E-03 .4903E-03 .2285E-02,DATA6100
X .1239E-01 .5805E-01 .1241E+00 .7718E-01 .4958E-03 .7299E-08,DATA6110
XO .O. / DATA6120
DATA (XLAM(K, 5,4),K=1,20)/ DATA6130
X .7278E-09 .1087E-07 .2966E-07 .1240E-06 .2826E-05 .1520E-04,DATA6140
X .6046E-04 .2516E-03 .9024E-03 .2905E-02 .1092E-01 .4341E-01,DATA6150
X .2716E+00 .2337E+01 .4393E+01 .5731E+01 .2642E+00 .1969E-06,DATA6160
XO .O. / DATA6170
DATA (XALP(K, 6,4),K=1,20)/ DATA6180
X .6121E-15 .3415E-11 .3061E-11 .1473E-07 .4877E-07 .4367E-06,DATA6190
X .2233E-04 .3467E-04 .1332E-03 .3924E-03 .7549E-02 .2176E-01,DATA6200
X .2077E-01 .1701E-01 .1686E-01,DATA6210
XO .O. / DATA6220
DATA (XLAM(K, 6,4),K=1,20)/ DATA6230
X .2209E-08 .2162E-07 .1876E-06 .6308E-06 .2943E-05 .2015E-04,DATA6240
X .1506E-03 .3421E-03 .1381E-02 .6926E-02 .4757E-01 .5772E+00,DATA6250
X .3649E+01 .6936E-01 .9324E-01,DATA6260
XO .O. / DATA6270
DATA (XALP(K, 7,4),K=1,20)/ DATA6280
X .3386E-15 .1891E-10 .1015E-11 .5966E-09 .1488E-08 .1405E-07,DATA6290
X .9464E-07 .9313E-06 .1396E-04 .7180E-04 .1907E-03 .1327E-02,DATA6300
X .4988E-02 .2417E-01 .1155E-01 .3024E-02 .6802E-04,DATA6310
XO .O. / DATA6320
DATA (XLAM(K, 7,4),K=1,20)/ DATA6330
X .1872E-08 .2159E-07 .3497E-07 .5608E-06 .1414E-05 .3147E-05,DATA6340
X .1136E-04 .3355E-04 .2250E-03 .9838E-03 .4337E-02 .2133E-01,DATA6350
X .1000E+00 .5331E+00 .1364E+01 .2902E+01 .3011E-01,DATA6360
XO .O. / DATA6370

```

```

DATA (XALP(K, 8, 4), K=1, 20)/ DATA6380
X .1035E-14, .1086E-12, .3401E-12, .1555E-10, .3557E-09, .2170E-07, DATA6390
X .2566E-07, .1673E-05, .9010E-05, .4957E-04, .1260E-03, .1326E-02, DATA6400
X .2244E-02, .9506E-02, .1301E-01, .1261E-03, 0, DATA6410
XO .0, / DATA6420
DATA (XLAM(K, 8, 4), K=1, 20)/ DATA6430
X .2421E-08, .1670E-07, .3130E-07, .1495E-06, .6177E-06, .2425E-05, DATA6440
X .5153E-05, .4161E-04, .1913E-03, .7425E-03, .2879E-02, .1422E-01, DATA6450
X .6297E-01, .2560E+00, .8232E+00, .1514E+02, 0, DATA6460
XO .0, / DATA6470
DATA (XALP(K, 9, 4), K=1, 20)/ DATA6480
X .6011E-16, .3490E-11, .3876E-11, .6253E-06, .7373E-04, .1356E-02, DATA6490
X .1885E-02, .6279E-02, .1381E-01, .7309E-02, .2441E-02, .4071E-02, DATA6500
X -.2959E-04, .1626E-03, .1617E-05, .9953E-06, .8030E-06, .2093E-06, DATA6510
X -.1985E-06, 0, / DATA6520
DATA (XLAM(K, 9, 4), K=1, 20)/ DATA6530
X .1414E-08, .2207E-07, .3063E-07, .7440E-06, .3949E-03, .1522E-01, DATA6540
X .7589E-01, .2278E+00, .7323E+00, .5955E+00, .1533E+01, .2331E+01, DATA6550
X .4123E-03, .3979E-02, .8158E-06, .8456E-06, .4587E-04, .1344E-05, DATA6560
X .1894E-05, 0, / DATA6570
DATA (XALP(K, 10, 4), K=1, 20)/ DATA6580
X .1420E-17, .1126E-11, .2791E-12, .8436E-11, .1764E-08, .2082E-07, DATA6590
X .4911E-06, .4814E-05, .1441E-04, .5855E-04, .2359E-03, .1169E-02, DATA6600
X .1270E-01, .8152E-02, .8864E-02, .5294E-02, .2934E-02, .1143E-02, DATA6610
XO .0, / DATA6620
DATA (XLAM(K, 10, 4), K=1, 20)/ DATA6630
X .1549E-09, .2180E-07, .2003E-06, .7512E-06, .2556E-05, .1121E-04, DATA6640
X .2763E-04, .1758E-03, .5645E-03, .1182E-02, .7098E-02, .2469E-01, DATA6650
X .1117E+00, .1193E+00, .3794E+00, .1297E+01, .4467E+01, .3307E+01, DATA6660
XO .0, / DATA6670
DATA (XALP(K, 11, 4), K=1, 20)/ DATA6680
X .9696E-18, .6832E-12, .1720E-09, .3996E-08, .4361E-07, .6644E-06, DATA6690
X .7149E-05, .4754E-04, .1041E-03, .7792E-03, .1092E-02, .4851E-02, DATA6700
X .1016E-01, .4740E-02, .3880E-02, 0, 0, DATA6710
XO .0, / DATA6720
DATA (XLAM(K, 11, 4), K=1, 20)/ DATA6730
X .9565E-10, .2180E-07, .5658E-06, .2702E-05, .1756E-04, .6416E-04, DATA6740
X .2874E-03, .1009E-02, .4623E-02, .1667E-01, .3861E-01, .1740E+00, DATA6750
X .5496E+00, .1163E+01, .2173E+01, 0, 0, DATA6760
XO .0, / DATA6770
DATA (XALP(K, 12, 4), K=1, 20)/ DATA6780
X .9394E-11, .5163E-15, .1838E-11, .9985E-10, .5056E-11, .3573E-08, DATA6790
X .3964E-06, .9300E-05, .4799E-04, .1216E-03, .1386E-02, .5089E-02, DATA6800
X .3932E-02, .4930E-02, .6688E-02, .3144E-05, 0, DATA6810
XO .0, / DATA6820
DATA (XLAM(K, 12, 4), K=1, 20)/ DATA6830
X .2465E-07, .3071E-07, .9914E-07, .3122E-06, .1260E-05, .2072E-05, DATA6840
X .5483E-04, .2280E-03, .8095E-03, .4200E-02, .2219E-01, .1688E+00, DATA6850
X .5132E+00, .3755E+01, .2049E+01, .1940E-03, 0, DATA6860
XO .0, / DATA6870
DATA (XALP(K, 13, 4), K=1, 20)/ DATA6880
X .9396E-12, .2560E-15, .1045E-11, .8002E-09, .2344E-09, .1830E-08, DATA6890
X .7367E-06, .9824E-05, .3303E-04, .2582E-03, .1420E-02, .5593E-02, DATA6900
X .4160E-02, .4263E-02, .5712E-02, .4260E-05, 0, DATA6910
XO .0, / DATA6920
DATA (XLAM(K, 13, 4), K=1, 20)/ DATA6930
X .2179E-07, .3071E-07, .3544E-06, .6192E-06, .1211E-05, .5411E-05, DATA6940
X .5950E-04, .2018E-03, .9124E-03, .7439E-02, .2534E-01, .2142E+00, DATA6950
X .6752E+00, .4459E+01, .2545E+01, .1683E-03, 0, DATA6960
XO .0, / DATA6970
DATA (XALP(K, 14, 4), K=1, 20)/ DATA6980
X .4848E-12, .1252E-14, .3612E-15, .3374E-08, .1407E-06, .4232E-05, DATA6990
X .4572E-04, .5981E-03, .7497E-03, .4713E-02, .3493E-02, .1039E-02, DATA7000
X .6771E-03, .5645E-03, .1469E-04, .1990E-06, .2004E-06, 0, DATA7010

```

```

XO. .0. / DATA7020
DATA (XLAM(K, 14, 4), K=1, 20)/ DATA7030
X .2178E-07, .2263E-07, .2264E-07, .6139E-06, .4253E-04, .1602E-03, DATA7040
X .8998E-03, .1206E-01, .4243E-01, .2018E+00, .7063E+00, .1277E+01, DATA7050
X .2275E+01, .3738E+01, .7934E-03, .1692E-05, .1705E-05, 0. DATA7060
XO. .0. / DATA7070
DATA (XALP(K, 15, 4), K=1, 20)/ DATA7080
X .2680E-12, .4346E-14, .7312E-10, .2684E-12, .6776E-08, .1388E-05, DATA7090
X .6886E-05, .4367E-04, .1070E-01, .1098E-01, .2709E-02, .5040E-02, DATA7100
X .1087E-01, .5809E-02, .1904E-03, 0. 0. 0. DATA7110
XO. .0. / DATA7120
DATA (XLAM(K, 15, 4), K=1, 20)/ DATA7130
X .2179E-07, .2553E-07, .6240E-06, .6835E-05, .1993E-04, .1158E-03, DATA7140
X .3099E-03, .1240E-02, .1038E-01, .1074E-01, .2116E-01, .1682E+00, DATA7150
X .5767E+00, .1301E+01, .1162E+02, 0. 0. 0. DATA7160
XO. .0. / DATA7170
DATA (XALP(K, 16, 4), K=1, 20)/ DATA7180
X .6976E-13, .6465E-16, .3321E-10, .1827E-06, .1733E-05, .3355E-04, DATA7190
X .1392E-03, .2059E-02, .3501E-02, .1461E-01, .1852E-10, 0. DATA7200
XO. .0. 0. 0. 0. 0. 0. DATA7210
XO. .0. / DATA7220
DATA (XLAM(K, 16, 4), K=1, 20)/ DATA7230
X .2179E-07, .3507E-07, .6308E-06, .9524E-04, .1474E-03, .7336E-03, DATA7240
X .3629E-02, .1808E-01, .8523E-01, .2323E+00, .3354E-05, 0. DATA7250
XO. .0. 0. 0. 0. 0. 0. DATA7260
XO. .0. / DATA7270
DATA (XALP(K, 17, 4), K=1, 20)/ DATA7280
X 7.781E-19, 8.311E-09, 2.357E-08, 1.956E-07, 1.681E-06, 1.591E-04, DATA7290
X 7.875E-04, 1.763E-03, 4.693E-03, 4.702E-05, 2.463E-05, 0.0 DATA7300
XO. .0. 0. 0. 0. 0. 0. DATA7310
XO. .0. / DATA7320
DATA (XLAM(K, 17, 4), K=1, 20)/ DATA7330
X 4.142E-06, 6.800E-05, 1.478E-04, 6.896E-04, 5.208E-03, 5.207E-03, DATA7340
X 2.489E-02, 1.236E-01, .2862E+00, .9943E+00, .1620E+02, 0. DATA7350
XO. .0. 0. 0. 0. 0. 0. DATA7360
XO. .0. / DATA7370
DATA (XALP(K, 18, 4), K=1, 20)/ DATA7380
X 1.200E-19, 3.004E-15, 1.191E-12, 2.959E-7, 2.493E-5, 2.012E-4, DATA7390
X 9.907E-6, 1.325E-3, 1.418E-3, -1.811E-20, 0.0, 0.0, 0.0 DATA7400
XO. .0. 0. 0. 0. 0. 0. DATA7410
XO. .0. / DATA7420
DATA (XLAM(K, 18, 4), K=1, 20)/ DATA7430
X 4.289E-06, 2.022E-04, 6.552E-04, 3.006E-03, 6.336E-03, 1.921E 02 DATA7440
X 3.258E-02, 1.539E-01, 9.212E-01, 5.945E-06, 0.0 0.0 DATA7450
XO. .0. 0. 0. 0. 0. 0. DATA7460
XO. .0. / DATA7470
DATA (XALP(K, 19, 4), K=1, 20)/ DATA7480
X 1.85545E-20, 3.30519E-17, 5.72023E-16, 3.86898E-6, 1.02786E-5, DATA7490
X 1.23228E-4, -4.42133E-5, 2.57210E-5, -6.96988E-6, -2.50522E-6, DATA7500
X -7.29476E-21, 2.15247E-20, 8*0./ DATA7510
DATA (XLAM(K, 19, 4), K=1, 20)/ DATA7520
X 4.57245E-6, 4.41793E-4, 8.97811E-4, 8.03833E-3, 1.22545E-2, DATA7530
X 1.99914E-1, 2.53015E-1, 1.11151, 2.76967, 1.33733E-2, DATA7540
X 6.83542E-6, 6.22339E-5, 8*0./ DATA7550
DATA KTRM/ DATA7560
X18, 19, 18, 19, 17, 18, 19, 18, 15, 15, 16, 16, 15, 17, 17, 15, 15, 13, 0, 15, 16, DATA7570
X18, 16, 16, 15, 17, 17, 17, 18, 16, 14, 15, 14, 14, 16, 14, 16, 12, 15, 15, 15, 15, DATA7580
X15, 15, 15, 15, 15, 15, 14, 14, 13, 14, 13, 16, 15, 0, 17, 15, 18, 18, 18, 15, DATA7590
X17, 16, 19, 18, 15, 16, 16, 17, 15, 11, 11, 10, 12/ DATA7600
END DATA7610
SUBROUTINE SETUP (X1, Y1, L1, TL, NT, XL, NX, YL, NY, ITYPE, IMK, ICON, IGRD) SETU 10
REAL X1(L1), Y1(L1) SETU 20
INTEGER TL(2), XL(2), YL(2) SETU 30
DATA XPAGE, YPAGE /6., 6./ SETU 40

```

	CALL BGNPL (-1)	SETU 50
	CALL NDBRDR	SETU 60
	CALL PAGE (XPAGE,YPAGE)	SETU 70
	XG=XPAGE-1.7	SETU 80
	YG=YPAGE-1.7	SETU 90
	HITE=.03*YG	SETU 100
	CALL HEIGHT (HITE)	SETU 110
	CALL SCMPX	SETU 120
	CALL MX1ALF(5HSTAND,1H>)	SETU 130
	CALL MX2ALF(5HL/CST,1H<)	SETU 140
	CALL MX3ALF(5HINSTR,1H#)	SETU 150
	XLEFT=XRIGHT=X1(1)	SETU 160
	YTDP=YBDT=Y1(1)	SETU 170
	DD 5 I=2,L1	SETU 180
	IF(X1(I).LT.XLEFT) XLEFT=X1(I)	SETU 190
	IF(X1(I).GT.XRIGHT) XRIGHT=X1(I)	SETU 200
	IF(Y1(I).LT.YBDT) YBDT=Y1(I)	SETU 210
	IF(Y1(I).GT.YTDP) YTDP=Y1(I)	SETU 220
5	CONTINUE	SETU 230
	IF(ITYPE.LT.3) GD TO 6	SETU 240
	TDP=ALDG10(XRIGHT)	SETU 250
	IF(TDP.GE.O.) XRIGHT=10.**IFIX(TDP+.99)	SETU 260
	IF(TDP.LT.O.) XRIGHT=10.**IFIX(TDP)	SETU 270
	IF(XLEFT.NE.O.O) GD TO 6	SETU 280
	XLEFT=10.**IFIX(TDP-15.)	SETU 290
6	IF(ITYPE.NE.2.AND.ITYPE.NE.4) GD TO 7	SETU 300
	TDP=ALDG10(YTDP)	SETU 310
	IF(TDP.GE.O.) YTDP=10.**IFIX(TDP+.99)	SETU 320
	IF(TDP.LT.O.) YTDP=10.**IFIX(TDP)	SETU 330
	IF(YBDT.GT.O.O) GD TO 7	SETU 340
	YBDT=10.**IFIX(TDP-15.)	SETU 350
7	IF(ITYPE.NE.1) GD TO 10	SETU 360
	CALL AXSPLT (YBDT,YTDP,YG,YDRIG,YSTEP,YAXIS)	SETU 370
	YTDP=IFIX((YTDP+YSTEP)/YSTEP)*YSTEP	SETU 380
C	CALL AXSPLT (XLEFT,XRIGHT,XG,XDRIG,XSTEP,XAXIS)	SETU 390
	XRIGHT=IFIX((XRIGHT+XSTEP)/XSTEP)*XSTEP	SETU 400
	CALL TITLE (O.O,XL,NX,YL,NY,XG,YG)	SETU 410
	CALL GRAF (XDRIG,XSTEP,XRIGHT,YDRIG,YSTEP,YTDP)	SETU 420
	GD TO 40	SETU 430
10	IF(ITYPE.NE.2) GD TO 20	SETU 440
	CALL AXSPLT (XLEFT,XRIGHT,XG,XDRIG,XSTEP,XAXIS)	SETU 450
	XRIGHT=IFIX((XRIGHT+XSTEP)/XSTEP)*XSTEP	SETU 460
	CALL ALGPLT (YBDT,YTDP,YG,YDRIG,NCYCLE)	SETU 470
	CALL TITLE (O.O,O.O,YL,NY,XG,YG)	SETU 480
	CALL YLDG (O.,1.,YDRIG,NCYCLE)	SETU 490
	CALL XGRAXS (XDRIG,XSTEP,XRIGHT,XG,XL,NX,O.,O.)	SETU 500
	GD TO 40	SETU 510
20	CALL ALGPLT (XLEFT,XRIGHT,XG,XDRIG,NCYCLE)	SETU 520
	IF(ITYPE.NE.3) GD TO 30	SETU 530
	CALL AXSPLT (YBDT,YTDP,YG,YDRIG,YSTEP,YAXIS)	SETU 540
	YTDP=IFIX((YTDP+YSTEP)/YSTEP)*YSTEP	SETU 550
	CALL TITLE (O.O,XL,NX,O.O,XG,YG)	SETU 560
	CALL XLDG (XDRIG,NCYCLE,O.,1.)	SETU 570
	CALL YGRAXS (YDRIG,YSTEP,YTDP,YG,YL,NY,O.,O.)	SETU 580
	GD TO 40	SETU 590
30	CALL ALGPLT (YBDT,YTDP,YG,YDRIG,NCYCLE)	SETU 600
	CALL TITLE (O.O,XL,NX,YL,NY,XG,YG)	SETU 610
	CALL LOGLDG (XDRIG,NCYCLE,YDRIG,NCYCLE)	SETU 620
40	CALL FRAME	SETU 630
	IF(IGRD.EQ.1) CALL GRID(1,1)	SETU 640
	IF(IGRD.NE.2) GD TO 41	SETU 650
	CALL BLNK1(.13,XG-.13,O.,YG,O)	SETU 660
	CALL GRID(O,1)	SETU 670
	CALL RESET(5HBLNK1)	SETU 680
	CALL BLNK1(O.,XG.,.13,YG-.13,O)	SETU 690
	CALL GRID(1,O)	SETU 700
	CALL RESET(5HBLNK1)	SETU 710
41	IF(ICON.NE.O) CALL MARKER(IMK)	SETU 720
	CALL CURVE (X1,Y1,L1,ICON)	SETU 730
	IF(NT.GT.O)CALL MESSAG(TL,NT,-.5,YPAGE-1.)	SETU 740
	RETURN	SETU 750
	END	SETU 760

SAMPLE PROBLEM INPUT

.75,1.E+14,5.E+14,7.2E+7,-12.2,0.0  
 1.E+6,1.E+8  
 1.,1.,1.,1.

SAMPLE PROBLEM OUTPUT

FISSION PRODUCT DECAY ENERGY FOR A MIXTURE OF U-235 AND PU-239

PERCENT U-235 7.5000E+01  
 PERCENT PU-239 2.5000E+01  
 THERMAL FLUX 1.0000E+14 N/CM\*\*2-S  
 EPITHERMAL FLUX 5.0000E+14 N/CM\*\*2-S  
 OPERATING TIME 7.2000E+07 SECONDS  
 COOLING TIME 1.0000E+06 SECONDS

0	GRP	ELD (MEV)	EHI (MEV)	BETA DECAY ENERGY (MEV/FIS)	GAMMA DECAY ENERGY (MEV/FIS)	TOTAL DECAY ENERGY (MEV/FIS)
	1	0.0	.4	5.40222E-02	1.50357E-02	6.90579E-02
	2	.4	.8	5.05763E-02	1.48899E-01	1.99475E-01
	3	.8	1.0	2.15015E-02	1.64012E-02	3.79027E-02
	4	1.0	1.4	3.02747E-02	7.98657E-03	3.82613E-02
	5	1.4	1.8	1.88445E-02	5.68778E-02	7.57223E-02
	6	1.8	2.2	1.52776E-02	5.67523E-03	2.09528E-02
	7	2.2	2.6	9.02947E-03	4.91520E-03	1.39447E-02
	8	2.6	3.0	2.82435E-03	6.95132E-05	2.89386E-03
	9	3.0	4.0	5.75426E-04	3.15467E-05	6.06973E-04
	10	4.0	5.0	2.40575E-05	0.	2.40575E-05
	11	5.0	6.0	2.76628E-06	0.	2.76628E-06
	12	6.0	7.5	1.77129E-07	0.	1.77129E-07

TOTALS OVER GROUPS 2.02953E-01 2.55891E-01 4.58844E-01

1 FISSION PRODUCT DECAY ENERGY FOR A MIXTURE OF U-235 AND PU-239

PERCENT U-235 7.5000E+01  
 PERCENT PU-239 2.5000E+01  
 THERMAL FLUX 1.0000E+14 N/CM\*\*2-S  
 EPITHERMAL FLUX 5.0000E+14 N/CM\*\*2-S  
 OPERATING TIME 7.2000E+07 SECONDS  
 COOLING TIME 1.0000E+08 SECONDS

0	GRP	ELD (MEV)	EHI (MEV)	BETA DECAY ENERGY (MEV/FIS)	GAMMA DECAY ENERGY (MEV/FIS)	TOTAL DECAY ENERGY (MEV/FIS)
	1	0.0	.4	1.85958E-03	7.00323E-05	1.92961E-03
	2	.4	.8	1.40169E-03	7.59423E-03	8.99592E-03
	3	.8	1.0	6.82085E-04	2.83293E-04	9.65378E-04
	4	1.0	1.4	1.72243E-03	3.16643E-04	2.03907E-03
	5	1.4	1.8	1.74267E-03	1.57313E-05	1.75840E-03
	6	1.8	2.2	1.23715E-03	4.07158E-05	1.27787E-03
	7	2.2	2.6	7.00417E-04	1.88010E-06	7.02297E-04
	8	2.6	3.0	2.70177E-04	3.66127E-07	2.70543E-04
	9	3.0	4.0	8.43223E-05	9.19320E-08	8.44143E-05
	10	4.0	5.0	9.05890E-06	0.	9.05890E-06
	11	5.0	6.0	2.27445E-06	0.	2.27445E-06
	12	6.0	7.5	1.26854E-07	0.	1.26854E-07

TOTALS OVER GROUPS 9.71198E-03 8.32299E-03 1.80350E-02

## APPENDIX B

### ACCURACY ESTIMATE OF ADJUSTED SPECTRAL FITS

As an aid in estimating the accuracy of the adjusted spectral fits, calculations made with the adjusted fits were separately compared to both aggregate spectral summation results calculated using the CINDER code and ENDF/B-V data and also with the experimental results. Examples of these comparisons are shown graphically in Figs. B-1 through B-5 for the aggregate gamma-ray decay energy from fission products resulting from a pulse irradiation ( $1 \times 10^{-4}$  s) of  $^{239}\text{Pu}$  with thermal neutrons. (Note that although in figures comparing calculated decay energies with experiment, the experimental points have been reduced to a pulse; those figures showing the deviations take into consideration the actual irradiation times used in the experiments.) The comparisons shown in these figures are for a low-energy group (0.1-0.2 MeV) in Fig. B-1, for two intermediate-energy groups (0.8-1.0 MeV and 1.4-1.6 MeV) in Figs. B-2 and B-3, respectively, and two high-energy groups (2.2-2.4 MeV and 4.0-5.0 MeV) in Figs. B-4 and B-5, respectively. As demonstrated by these figures, the adjusted fits most closely follow the experimental data in the cooling-time range of the experiments, the ENDF/B-V aggregate data for cooling times greater than the range of the experiments, and are extrapolations of the experimental data with an ENDF/B-V "shape" for very early cooling times. Note, however, as can be seen in Fig. B-4, that for high beta- and gamma-ray energies, and for long cooling times, the dispersion of the experimental data is so great that the adjusted fits have been forced to fit the ENDF/B-V aggregate data. Also, for the highest energy group (6.0-7.5 MeV), no experimental data were available and the adjusted fits are entirely ENDF/B-V.

As a first step in estimating the reliability of the adjusted fits, we divide the cooling-time range into bins having widths of one decade, except that the last bin is understood to extend to the end of the cooling-time range ( $1 \times 10^9$  s). Averages of deviations of points calculated using the adjusted fits from the aggregate ENDF/B-V pulse points and from the experimental points are next tabulated separately for each energy group and cooling-time decade for the aggregate betas and gammas from each fissioning nuclide ( $^{235}\text{U}$  and  $^{239}\text{Pu}$ ) as shown in Tables B-I through B-IV. Combined "accuracy" estimates are then made as follows.

- o For cooling times less than 1 s (i.e., below the experimental range), the combined estimate is taken to be one-half the average deviation for ENDF/B-V.
- o For cooling times in the range of  $1 \text{ s} - 1 \times 10^4 \text{ s}$ , where it is believed that the experimental data are the most accurate, the combined estimate is taken as one-fourth the absolute value of the average deviation for ENDF/B-V plus the average deviation for the experiment.
- o For cooling times above  $1.0\text{E}+04 \text{ s}$ , but within the range of the experiments, it is assumed that ENDF/B-V data are as valid as the experimental data so the combined estimate is the absolute value of the average deviation for ENDF/B-V plus the absolute value of the experimental deviation. Exceptions to this are the highest energy groups for which the deviations for the experimental data are essentially ignored above 1000 s. (See Fig. B-4.)
- o For cooling times above the experimental range, the combined estimate is just the absolute value of the average deviations from the ENDF/B-V data, as the adjusted fits in this time domain are just fits to the aggregate ENDF/B-V pulse data.
- o The minimum combined estimate is taken to be 5%, as this is judged to be the "accuracy" of the ENDF/B-V fits, i.e., no point calculated with the ENDF/B-V fits deviates more than 5% from an aggregate ENDF/B-V data point.
- o The multigroup energy can be rebinned into broader groups for purposes of making uncertainty estimates, as it is generally noted that the experimental gamma-ray decay energy data are lower than the aggregate summation calculations using ENDF/B-V data for low energies, are in fair agreement for intermediate energies, and are high for high energies. (The opposite is more or less the case for the betas.) Similarly, wider cooling-time bins can also be assigned.

In accordance with the above, absolute averages of the average deviations were taken over four energy and four cooling-time ranges. The results are displayed in Tables B-V through B-VIII, which also give the bounds of energy and cooling-time ranges as well as the absolute averages of the deviations.

First, note in comparing Tables B-V through B-VIII that the deviations for the gammas are generally higher than those for the betas. This is not surprising since only one experiment (the ORNL) was included in obtaining the adjusted

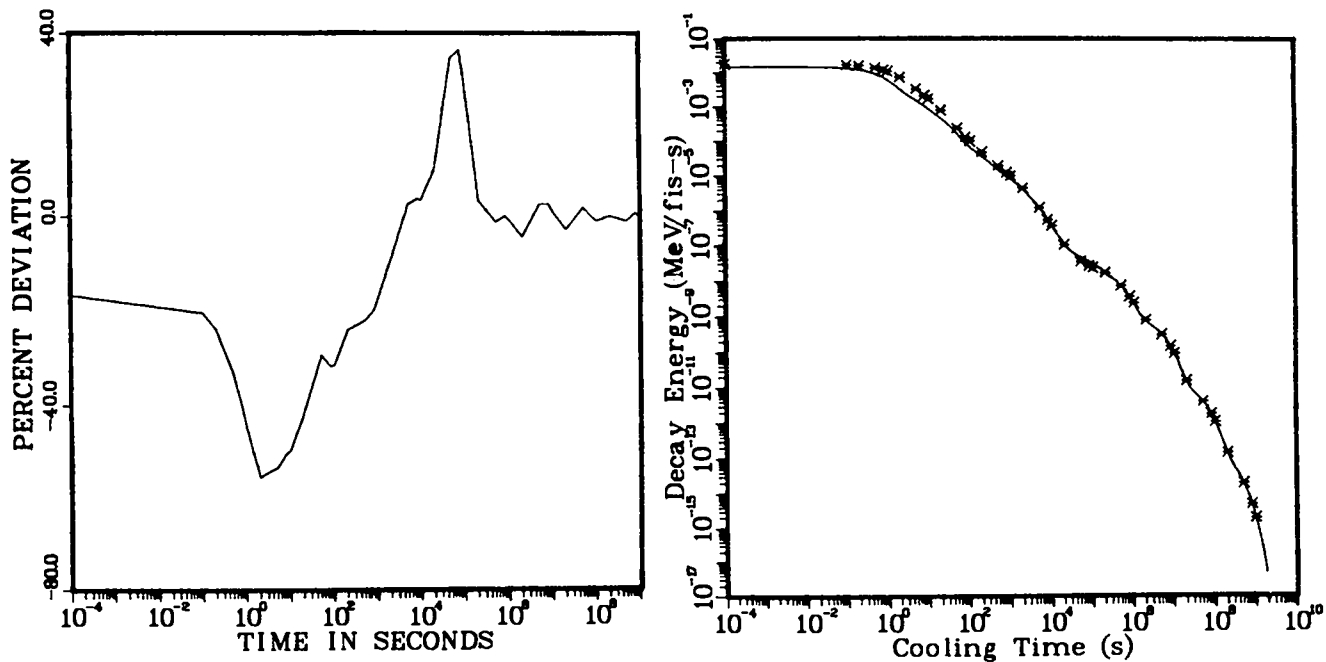
beta fits. The deviations in Table B-V and B-VII, therefore, are considered somewhat optimistic.

On the other hand, the large deviations seen in Tables B-VI and B-VIII for the gammas for short cooling times and high energies seem overly pessimistic when examining the numbers in Tables B-II and B-IV. Note in these latter tables that the adjusted fits are extrapolations of closely followed experimental data. As discussed in Ref. 6, we believe that the experimental data are correct for this energy-cooling time domain, and that the data in the ENDF/B-V file are deficient for those nuclides contributing to the decay energy in this domain.

Because of the foregoing, it does not seem unreasonable to make a single estimate of "one-sigma" uncertainties for the adjusted fits for both the beta- and gamma-ray decay energies resulting from the thermal pulse irradiation of both  $^{235}\text{U}$  and  $^{239}\text{Pu}$ . This is done by taking simple averages of the deviations in each energy and cooling-time range in Tables B-V through B-VIII. The resulting table appears in Sec. V of the main body of this report. Note that a user may be dissatisfied with the final result of this analysis and may wish to reestimate the uncertainties according to his own needs. If so, Tables B-I through B-IV are available for this task.



Comparison with ENDF/B-V aggregate data.



Comparison with experimental data.

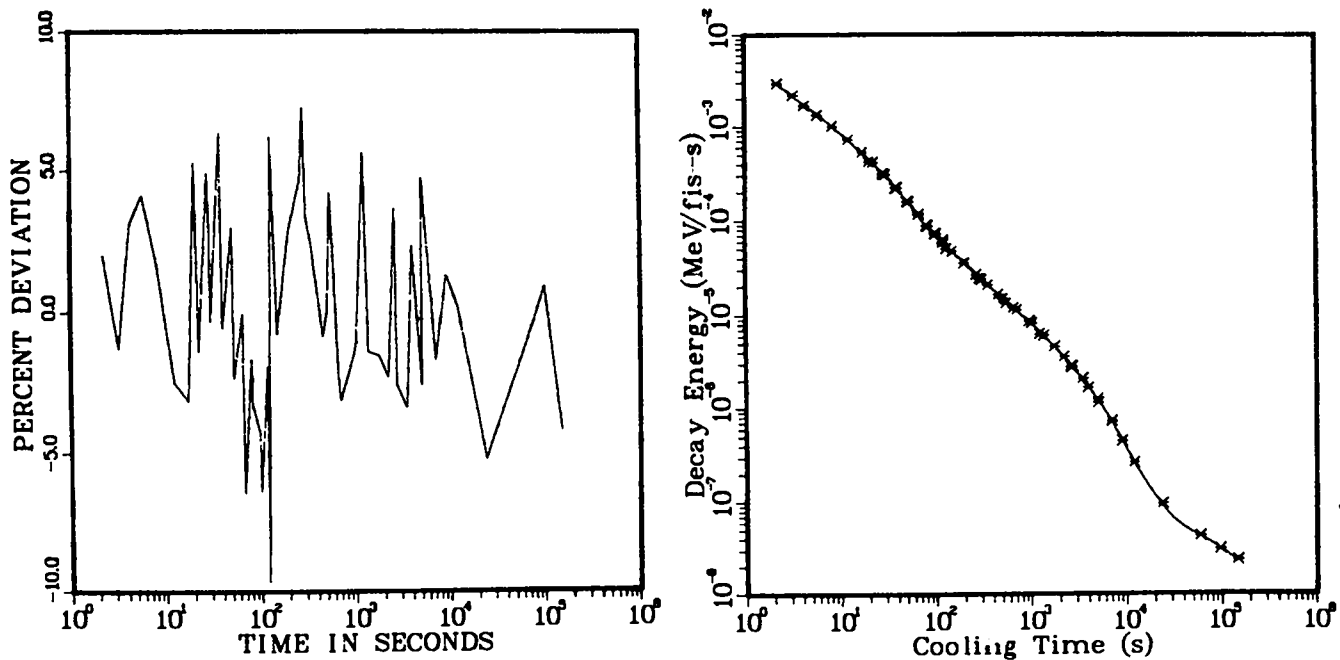
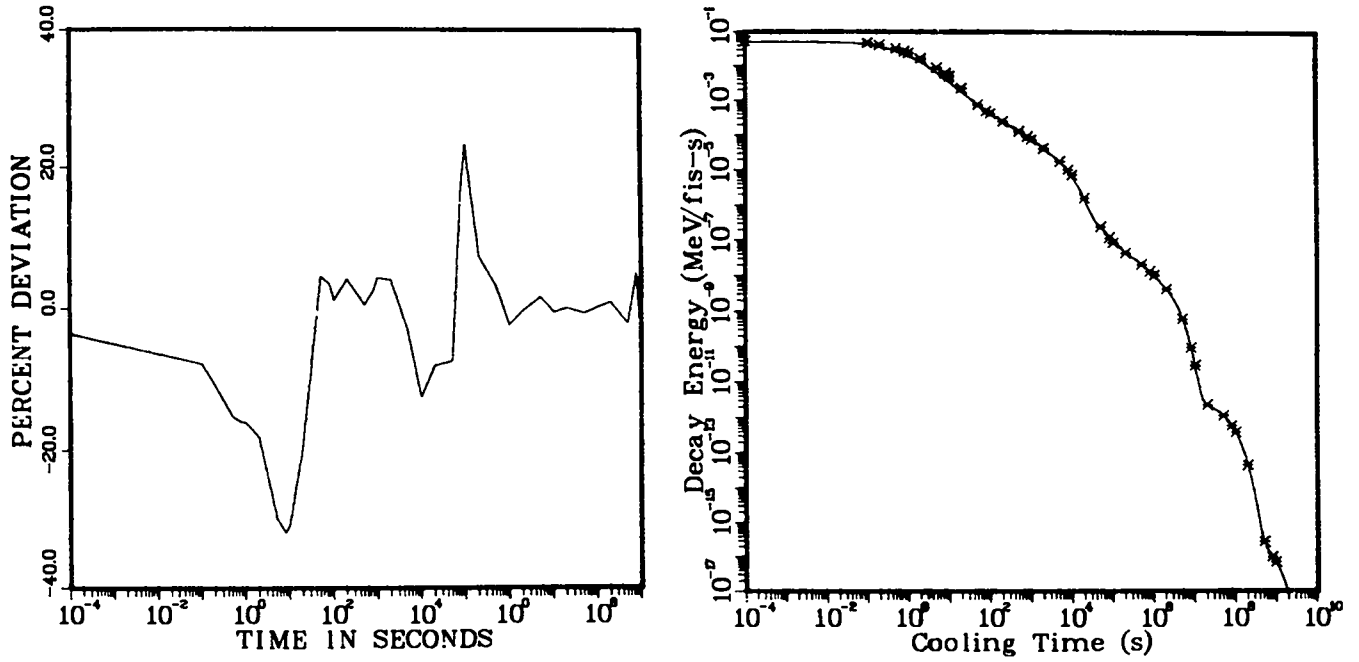


Fig. B-1. Comparisons of adjusted fits for Group 2 (0.1-0.2 MeV)

Comparison with ENDF/B-V aggregate data.



Comparison with experimental data.

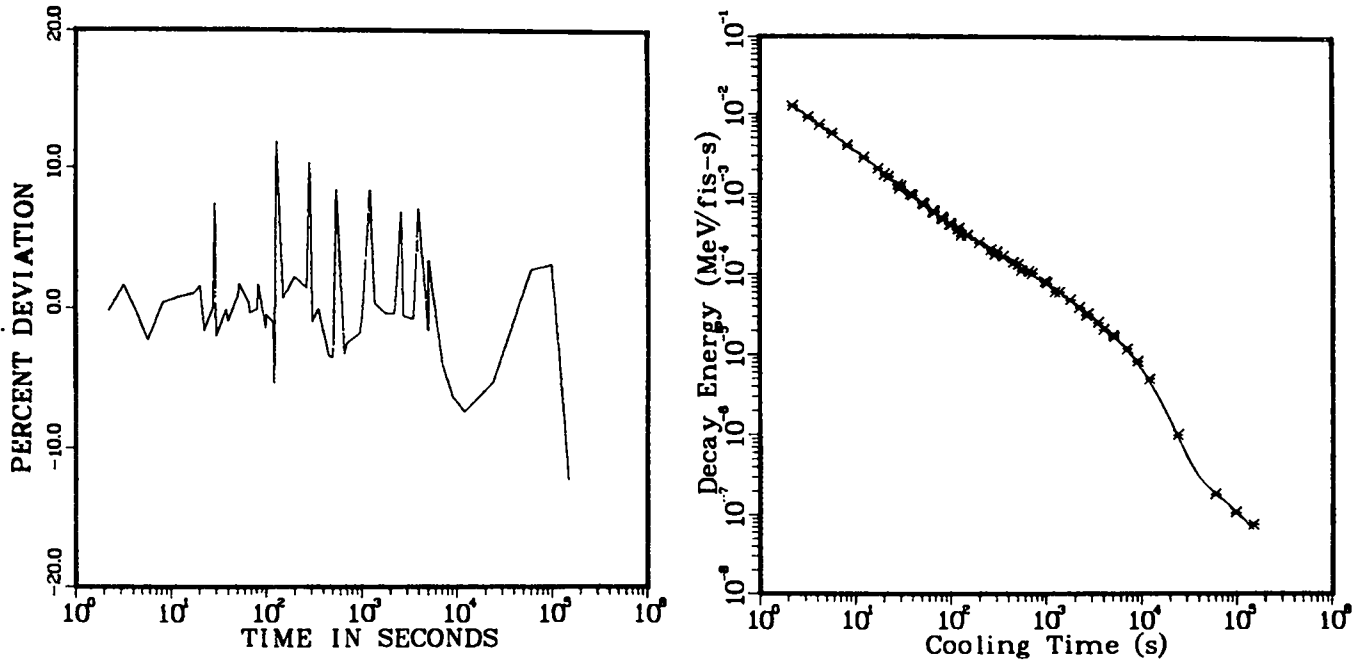
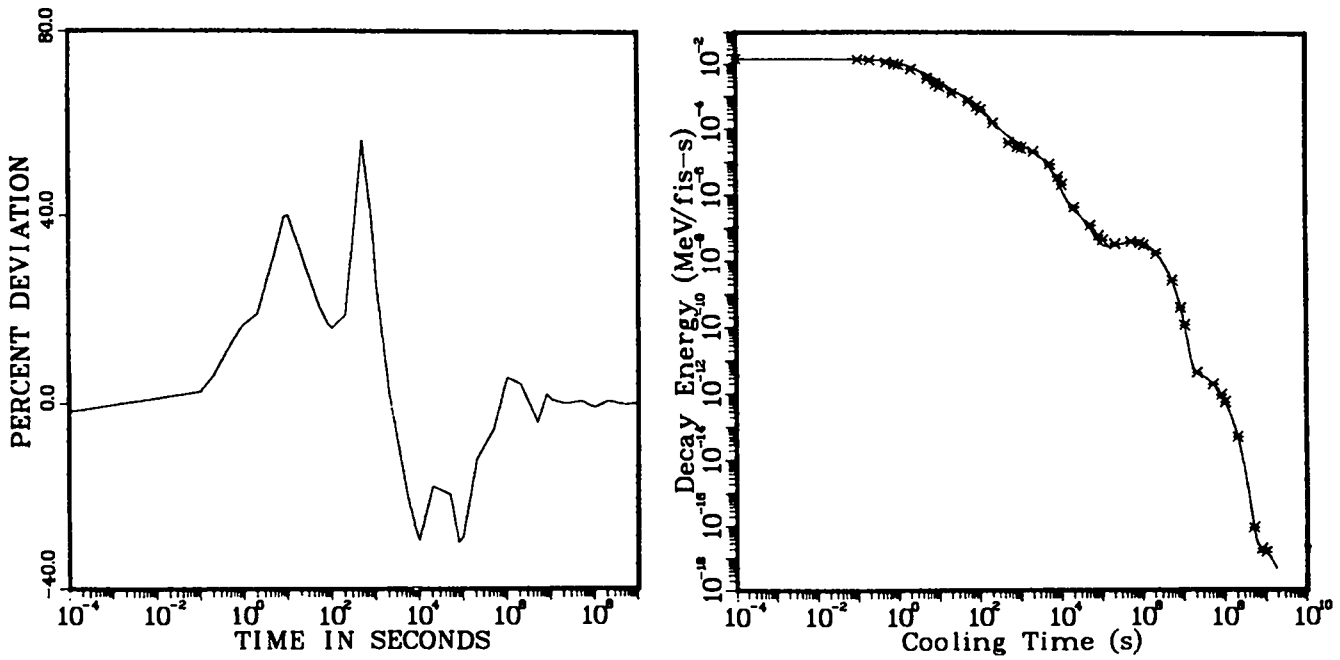


Fig. B-2. Comparisons of adjusted fits for Group 6 (0.8-1.0 MeV).

Comparison with ENDF/B-V aggregate data.



Comparison with experimental data.

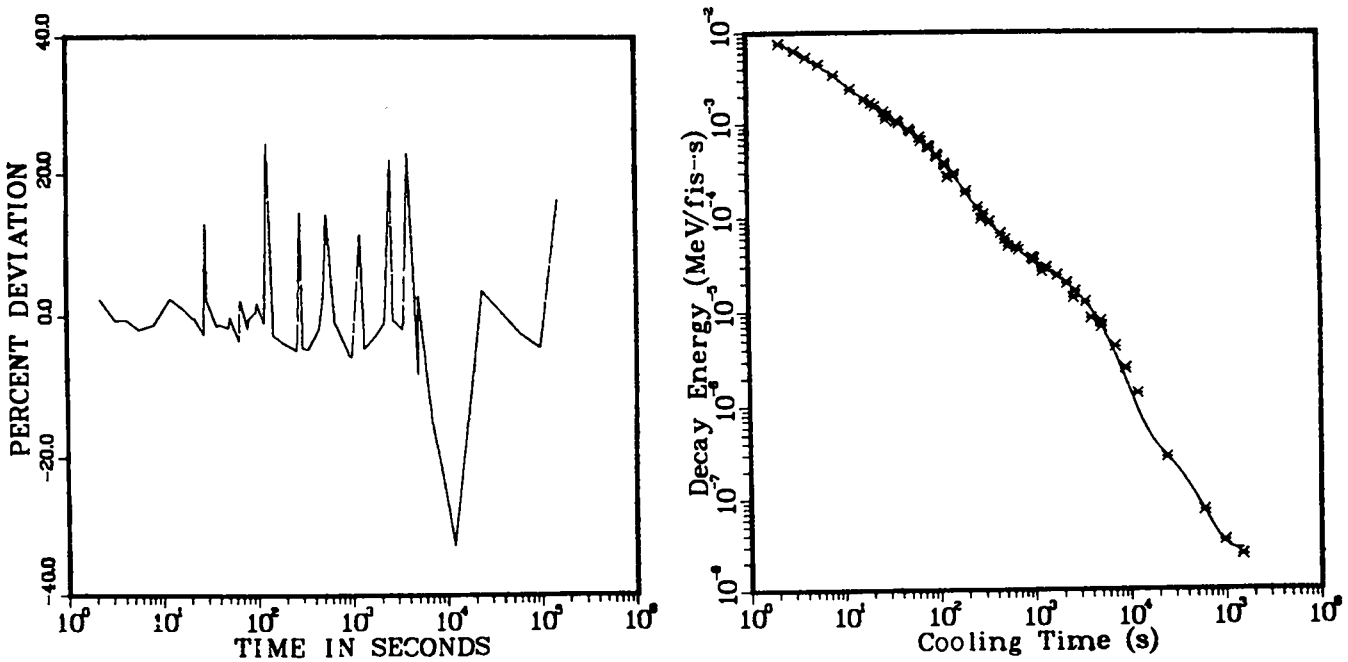
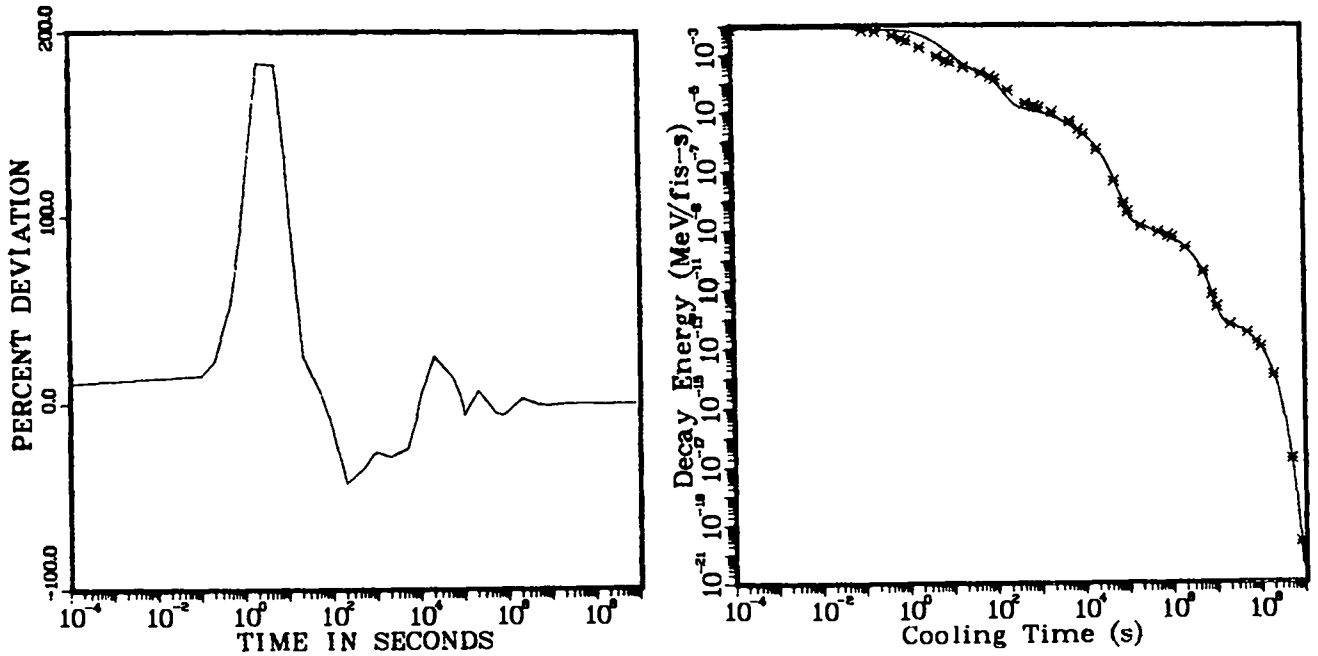


Fig. B-3. Comparisons of adjusted fits for Group 9 (1.4-1.6 MeV).

Comparison with ENDF/B-V aggregate data.



Comparison with experimental data.

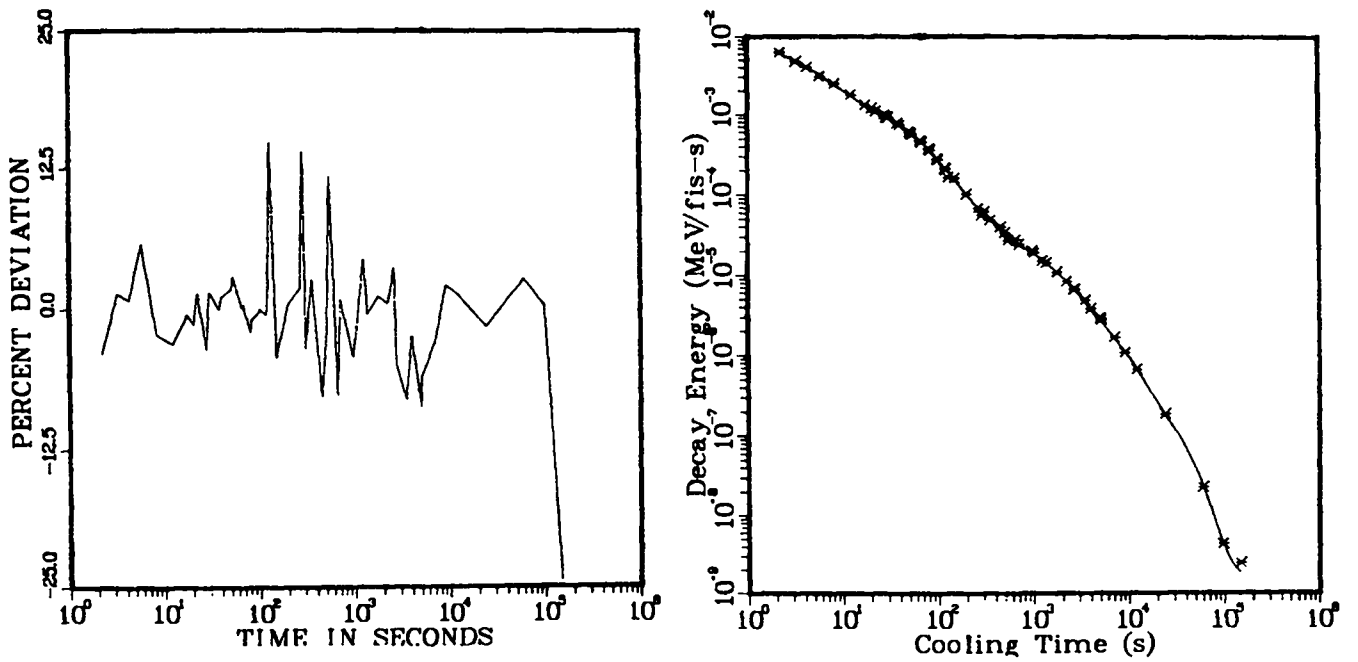
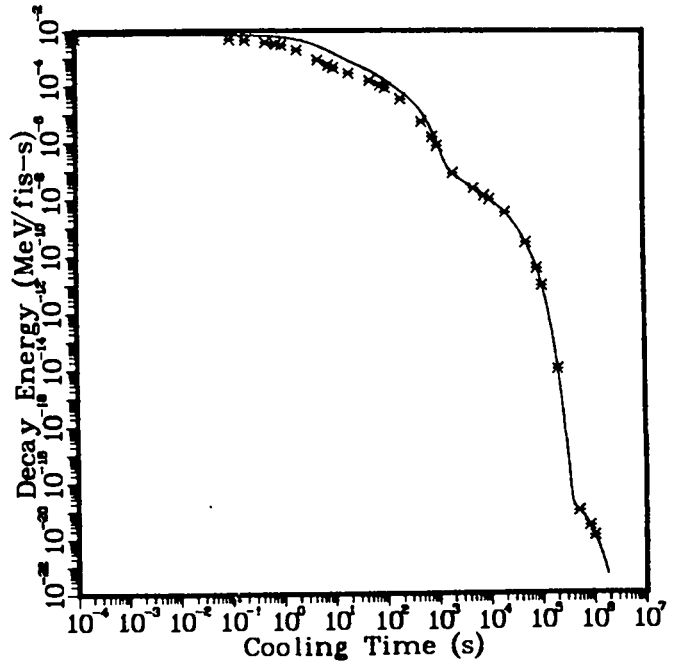
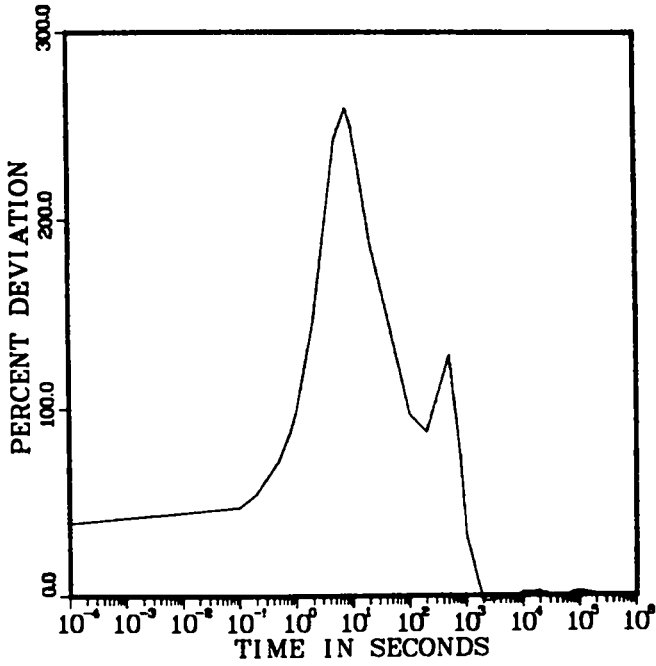


Fig. B-4. Comparisons of adjusted fits for Group 13 (2.1-1.4 MeV).

Comparison with ENDF/B-V aggregate data.



Comparison with experimental data.

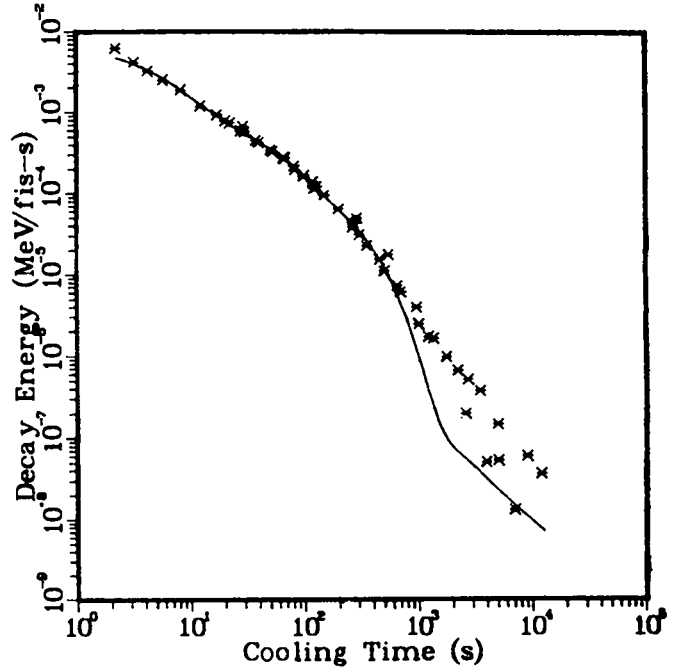
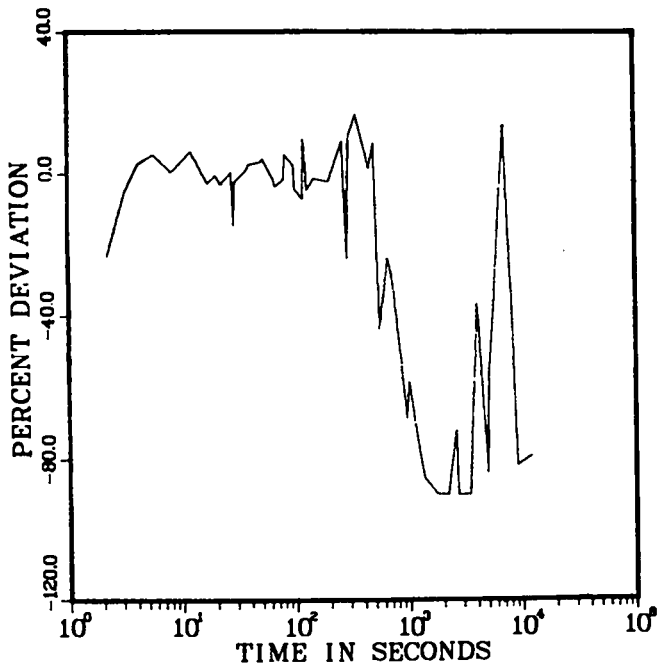


Fig. B-5. Comparisons of adjusted fits for Group 17 (4.0-5.0 MeV).

TABLE B-I

AVERAGE PERCENT DEVIATIONS OF ADJUSTED FITS FROM ENDF/B-V AND EXPERIMENTAL DATA FOR U-235 BETAS

COOL TIME DECADE	GROUP 1		GROUP 2		GROUP 3		GROUP 4		GROUP 5		GROUP 6		GROUP 7		GROUP 8		GROUP 9	
	ENDF	EXP	ENDF	EXP	ENDF	EXP	ENDF	EXP	ENDF	EXP	ENDF	EXP	ENDF	EXP	ENDF	EXP	ENDF	EXP
.1E-01-.1E+00	128.9	0.0	40.5	0.0	30.1	0.0	34.3	0.0	.7	0.0	-.9	0.0	1.7	0.0	-10.6	0.0	-4.9	0.0
.1E+00-.1E+01	141.4	0.0	49.7	0.0	38.7	0.0	30.9	0.0	-.0	0.0	1.1	0.0	1.7	0.0	-6.5	0.0	2.2	0.0
.1E+01-.1E+02	178.0	-7.6	79.4	-9.9	56.5	-.2	40.5	-.3	15.1	-1.1	12.5	-.6	8.5	-2.1	-11.9	.1	3.6	-1.9
.1E+02-.1E+03	109.0	-.3	85.8	-.4	51.0	-4.4	48.2	-.6	27.8	1.0	17.4	-.9	8.9	-.9	-8.5	.5	-2.3	-.8
.1E+03-.1E+04	68.6	-1.9	51.5	3.2	28.4	-1.2	27.3	.7	15.7	.1	11.0	-.5	.9	-2.8	-.6	-.1	-4.5	.5
.1E+04-.1E+05	66.6	-1.7	24.3	-.1	9.2	-1.0	8.5	-.0	5.8	.7	2.6	.6	-5.1	-1.6	-5.1	-.1	-11.5	-1.2
.1E+05-.1E+06	18.9	0.0	8.2	0.0	2.5	0.0	1.3	0.0	.0	0.0	-1.0	0.0	-1.8	0.0	-2.8	0.0	-3.6	0.0
.1E+06-.1E+07	-1.3	0.0	-2.6	0.0	.1	0.0	-.6	0.0	-1.2	0.0	-.2	0.0	-.5	0.0	.0	0.0	.5	0.0
COOL TIME DECADE	GROUP 10		GROUP 11		GROUP 12		GROUP 13		GROUP 14		GROUP 15		GROUP 16		GROUP 17			
	ENDF	EXP	ENDF	EXP	ENDF	EXP	ENDF	EXP	ENDF	EXP	ENDF	EXP	ENDF	EXP	ENDF	EXP	ENDF	EXP
.1E-01-.1E+00	-.4	0.0	-2.6	0.0	-.5	0.0	-1.5	0.0	-.4	0.0	-.1	0.0	.5	0.0	-46.3	0.0		
.1E+00-.1E+01	1.5	0.0	-1.2	0.0	.8	0.0	.9	0.0	-1.0	0.0	-1.6	0.0	-1.1	0.0	-41.4	0.0		
.1E+01-.1E+02	1.2	-.1	1.0	-3.0	-.8	.5	-3.3	-1.2	-5.6	-1.6	-11.3	-.1	-18.2	2.7	-33.7	.8		
.1E+02-.1E+03	-10.5	-1.5	-13.4	.1	-18.5	-1.4	-22.5	-.6	-26.7	-.8	-30.0	-.3	-34.6	-.6	-50.1	-5.4		
.1E+03-.1E+04	-12.3	.9	-14.3	-1.7	-17.6	.3	-18.3	.4	-25.7	-.1	-26.4	.2	-35.7	.4	-50.5	-4.5		
.1E+04-.1E+05	-10.9	-.0	-11.8	-2.3	-10.1	-.7	-14.4	-1.6	-14.0	2.4	-10.8	-1.0	-16.9	-2.1	-20.3	-4.2		
.1E+05-.1E+06	-5.0	0.0	-6.7	0.0	-6.8	0.0	-9.8	0.0	-8.5	0.0	-15.1	0.0	-25.9	0.0	4.8	0.0		
.1E+06-.1E+07	-.0	0.0	-.1	0.0	-.1	0.0	.9	0.0	2.4	0.0	3.8	0.0	20.5	0.0	1.9	0.0		

TABLE B-II

AVERAGE PERCENT DEVIATIONS OF ADJUSTED FITS FROM ENDF/B-V AND EXPERIMENTAL DATA FOR U-235 GAMMAS

COOL TIME DECADE	GROUP 1		GROUP 2		GROUP 3		GROUP 4		GROUP 5		GROUP 6		GROUP 7		GROUP 8		GROUP 9	
	ENDF	EXP	ENDF	EXP	ENDF	EXP	ENDF	EXP	ENDF	EXP	ENDF	EXP	ENDF	EXP	ENDF	EXP	ENDF	EXP
.1E+01-.1E+02	-1.4	0.0	-39.4	0.0	-67.9	0.0	-7.6	0.0	-40.0	0.0	.7	0.0	80.6	0.0	-1.6	0.0	-.1	0.0
.1E+00-.1E+01	14.1	0.0	-35.9	0.0	-63.6	0.0	-12.2	0.0	-42.9	0.0	.1	0.0	58.7	0.0	-8.4	0.0	-3.0	0.0
.1E+01-.1E+02	31.1	-.8	-36.6	-.9	-56.8	.6	-29.1	.0	-40.9	.4	-17.9	-.9	47.3	-1.7	-7.7	3.1	2.7	-2.4
.1E+02-.1E+03	-25.2	-.3	-11.5	.0	-37.4	-.0	-9.5	-.2	-37.5	-.6	-1.1	-.1	43.4	-1.3	9.3	-.9	7.2	.0
.1E+03-.1E+04	-30.2	-.5	-4.9	2.1	-7.1	2.5	-7.5	4.1	-4.9	1.1	9.0	.7	11.9	-2.1	5.5	1.6	8.9	5.4
.1E+04-.1E+05	.1	.2	-.9	4.2	19.9	6.2	-12.2	11.3	-2.7	2.1	.7	-1.8	-13.9	6.0	4.5	-1.7	-10.7	25.6
.1E+05-.1E+06	1.4	-4.0	28.6	4.4	-6.5	-4.8	-9.9	1.5	-4.6	.2	2.0	-4.9	-13.9	-1.7	-10.7	-9.2	7.7	9.6
.1E+06-.1E+07	-6.6	0.0	8.5	0.0	-8.3	0.0	-2.6	0.0	-1.7	0.0	3.6	0.0	-4.0	0.0	-7.0	0.0	-9.8	0.0
COOL TIME DECADE	GROUP 10		GROUP 11		GROUP 12		GROUP 13		GROUP 14		GROUP 15		GROUP 16		GROUP 17		GROUP 18	
COOL TIME DECADE	ENDF	EXP	ENDF	EXP	ENDF	EXP	ENDF	EXP	ENDF	EXP	ENDF	EXP	ENDF	EXP	ENDF	EXP	ENDF	EXP
.1E+01-.1E+02	141.2	0.0	70.3	0.0	111.6	0.0	64.0	0.0	62.2	0.0	118.2	0.0	81.5	0.0	214.5	0.0	253.7	0.0
.1E+00-.1E+01	110.5	0.0	71.0	0.0	125.3	0.0	87.3	0.0	110.9	0.0	100.7	0.0	77.1	0.0	245.2	0.0	262.4	0.0
.1E+01-.1E+02	97.8	.7	75.4	.7	234.4	-1.4	215.8	-3.6	203.3	-1.6	130.8	.6	76.6	-.8	224.7	-4.2	204.9	-2.2
.1E+02-.1E+03	60.7	-.6	96.4	-1.1	157.1	-1.5	164.8	-.8	108.3	-.1	91.7	-.4	88.9	-.4	109.2	-1.7	124.6	-.9
.1E+03-.1E+04	31.0	5.8	64.9	7.4	21.3	6.5	43.4	5.4	25.7	4.5	13.6	5.9	28.4	9.8	61.8	9.1	105.7	3.5
.1E+04-.1E+05	6.3	11.0	19.7	19.5	-15.3	23.3	-20.3	27.2	-6.4	5.8	-2.7	8.8	-4.3	3.7	8.2-24.9	9.0-61.3		
.1E+05-.1E+06	2.6	7.1	19.6	15.6	-29.3	8.8	-27.7	34.2	44.3	3.9	58.4-34.0	10.1	0.0	-.3	0.0	-.3	0.0	
.1E+06-.1E+07	7.4	0.0	24.6	0.0	-18.7	0.0	-.2	0.0	3.2	0.0	63.2	0.0	20.4	0.0	-1.0	0.0	0.0	0.0

TABLE B-III

AVERAGE PERCENT DEVIATIONS OF ADJUSTED FITS FROM ENDF/B-V AND EXPERIMENTAL DATA FOR PU-239 BETAS

COOL TIME DECADE	GROUP 1		GROUP 2		GROUP 3		GROUP 4		GROUP 5		GROUP 6		GROUP 7		GROUP 8		GROUP 9	
	ENDF	EXP	ENDF	EXP	ENDF	EXP	ENDF	EXP	ENDF	EXP	ENDF	EXP	ENDF	EXP	ENDF	EXP	ENDF	EXP
.1E-01-.1E+00	15.4	0.0	51.6	0.0	28.5	0.0	-1.7	0.0	.6	0.0	.7	0.0	.1	0.0	-.2	0.0	.4	0.0
.1E+00-.1E+01	31.7	0.0	58.8	0.0	32.6	0.0	9.8	0.0	4.8	0.0	1.8	0.0	1.3	0.0	-.4	0.0	2.3	0.0
.1E+01-.1E+02	108.8	-17.9	99.7	-10.8	61.8	-8.1	52.1	.8	27.1	-.8	11.7	-5.9	11.4	-2.9	-4.9	1.9	9.2	-.3
.1E+02-.1E+03	143.3	.5	134.9	8.0	90.7	5.8	70.2	-.0	41.0	1.7	23.3	1.7	14.4	1.6	-2.6	-1.0	.8	.6
.1E+03-.1E+04	115.8	-.4	80.7	1.1	55.4	1.6	37.0	-.2	25.3	3.0	10.7	.0	1.6	-.3	-5.7	-.3	-11.1	-.5
.1E+04-.1E+05	92.2	-.4	42.4	-2.1	26.2	-1.2	11.1	-.0	3.0	.5	-5.5	.3	-8.5	2.1	-11.8	2.0	-14.0	2.0
.1E+05-.1E+06	15.9	0.0	15.6	0.0	7.4	0.0	1.7	0.0	-2.1	0.0	-3.8	0.0	-5.2	0.0	-1.7	0.0	-2.3	0.0
.1E+06-.1E+07	.6	0.0	-2.7	0.0	-2.4	0.0	-.4	0.0	.2	0.0	.8	0.0	.0	0.0	.2	0.0	-.9	0.0
COOL TIME DECADE	GROUP 10		GROUP 11		GROUP 12		GROUP 13		GROUP 14		GROUP 15		GROUP 16		GROUP 17			
	ENDF	EXP	ENDF	EXP	ENDF	EXP	ENDF	EXP	ENDF	EXP	ENDF	EXP	ENDF	EXP	ENDF	EXP	ENDF	EXP
.1E-01-.1E+00	5.4	0.0	3.8	0.0	2.5	0.0	3.0	0.0	2.2	0.0	-.5	0.0	.4	0.0	3.8	0.0		
.1E+00-.1E+01	.0	0.0	1.0	0.0	1.2	0.0	1.9	0.0	-.0	0.0	.4	0.0	-3.9	0.0	-15.1	0.0		
.1E+01-.1E+02	6.7	-.5	7.5	-.3	7.4	-.4	1.7	-2.3	-.6	-.3	-6.8	.2	-21.6	-.4	-36.5	-2.0		
.1E+02-.1E+03	-5.0	.6	-10.2	.5	-15.3	1.0	-20.1	1.4	-27.1	.4	-35.2	.1	-48.3	.7	-63.0	-.3		
.1E+03-.1E+04	-17.2	-1.1	-19.9	-.2	-23.1	-.5	-27.8	-2.6	-31.4	-.9	-36.5	-.3	-60.6	-2.2	-65.5	-7.5		
.1E+04-.1E+05	-17.9	.7	-17.3	1.1	-18.0	.8	-19.1	1.0	-21.9	.8	-19.4	-.1	-21.0	-3.5	-13.6	9.8		
.1E+05-.1E+06	-7.0	0.0	-7.2	0.0	-5.7	0.0	-8.4	0.0	-7.7	0.0	-13.4	0.0	1.0	0.0	1.1	0.0		
.1E+06-.1E+07	-.7	0.0	-1.2	0.0	3.3	0.0	1.9	0.0	5.1	0.0	-.1	0.0	2.4	0.0	-1.0	0.0		



TABLE B-IV

AVERAGE PERCENT DEVIATIONS OF ADJUSTED FITS FROM ENDF/B-V AND EXPERIMENTAL DATA FOR PU-239 GAMMAS

COOL TIME DECADE	GROUP 1		GROUP 2		GROUP 3		GROUP 4		GROUP 5		GROUP 6		GROUP 7		GROUP 8		GROUP 9	
	ENDF	EXP	ENDF	EXP	ENDF	EXP	ENDF	EXP	ENDF	EXP	ENDF	EXP	ENDF	EXP	ENDF	EXP	ENDF	EXP
.1E+01-.1E+00	65.0	0.0	-16.8	0.0	-68.4	0.0	-11.2	0.0	-36.6	0.0	-3.6	0.0	7.5	0.0	.1	0.0	-1.7	0.0
.1E+00-.1E+01	81.0	0.0	-29.6	0.0	-65.0	0.0	-13.7	0.0	-29.1	0.0	-12.5	0.0	15.4	0.0	-1.0	0.0	9.3	0.0
.1E+01-.1E+02	48.6	-2.8	-50.8	1.9	-55.1	1.1	-26.4	-.3	-32.8	.9	-24.0	-.1	46.0	-.3	1.3	.5	27.1	-.3
.1E+02-.1E+03	-32.2	2.5	-38.1	-.6	-47.7	-2.4	-18.6	-1.6	-41.8	-.5	-10.5	.5	58.5	.3	12.8	-.1	27.5	.7
.1E+03-.1E+04	-26.7	-.4	-24.4	.6	-16.6	-.5	-14.5	-.9	-11.4	1.0	2.0	.8	22.7	.4	17.9	.4	32.5	1.4
.1E+04-.1E+05	3.0	.1	-5.0	.2	8.8	.5	-13.4	.8	-4.9	-.2	-1.2	1.0	-11.5	-.7	17.1	-.7	-4.0	.3
.1E+05-.1E+06	-12.7	0.0	21.1	-1.4	5.4	.2	-11.7	3.1	-15.3	-2.3	-2.9	-1.7	-21.9	-4.0	-19.1	-2.1	-24.0	-9.0
.1E+06-.1E+07	-.1	0.0	7.9	0.0	-1.7	0.0	-4.2	0.0	-6.9	0.0	8.3	0.0	-6.7	0.0	-12.3	0.0	-10.8	0.0
COOL TIME DECADE	GROUP 10		GROUP 11		GROUP 12		GROUP 13		GROUP 14		GROUP 15		GROUP 16		GROUP 17		GROUP 18	
	ENDF	EXP	ENDF	EXP	ENDF	EXP	ENDF	EXP	ENDF	EXP	ENDF	EXP	ENDF	EXP	ENDF	EXP	ENDF	EXP
.1E+01-.1E+00	72.8	0.0	2.9	0.0	119.4	0.0	35.0	0.0	191.9	0.0	82.8	0.0	27.1	0.0	39.6	0.0	261.2	0.0
.1E+00-.1E+01	78.4	0.0	17.5	0.0	163.3	0.0	82.7	0.0	239.2	0.0	107.5	0.0	31.3	0.0	66.2	0.0	234.4	0.0
.1E+01-.1E+02	94.5	-.4	85.1	-.0	349.9	-.7	273.7	.3	329.5	3.9	180.1	.0	76.7	-.8	186.5	-3.5	181.1	-4.4
.1E+02-.1E+03	76.3	.1	155.2	-.0	242.8	.1	214.4	-.1	174.1	-1.4	167.0	-.1	152.5	-.1	171.5	-.6	154.1	-2.3
.1E+03-.1E+04	47.5	.7	103.9	.1	61.3	.0	79.6	.9	57.6	-.0	30.4	1.2	73.2	.8	96.7	1.3	78.7-23.2	
.1E+04-.1E+05	4.6	-2.0	25.4	-.2	-1.1	-1.2	-12.6	-1.8	18.9	-.3	7.9	-6.7	21.4	-2.0	7.2-20.0		4.2-86.0	
.1E+05-.1E+06	-21.0	-.7	-6.8	-.0	-40.3	-5.1	-24.5	.7	5.3	-2.7	36.5-21.4		-34.5	0.0	1.2	0.0	-.3	0.0
.1E+06-.1E+07	-3.8	0.0	4.3	0.0	-23.9	0.0	3.4	0.0	1.0	0.0	89.3	0.0	-10.4	0.0	.8	0.0	0.0	0.0

TABLE B-V

PERCENT ESTIMATE OF ACCURACY OF ADJUSTED FITS FOR U-235 BETAS

ENERGY RANGES (MEV)	COOLING TIME RANGES (S)			
	1.0E-02-1.0E+00	1.0E+00-1.0E+04	1.0E+04-1.0E+06	1.0E+06-1.0E+09
0.0- .6	35.8	19.5	5.6	5.0
.6-1.6	5.0	5.0	5.0	5.0
1.6-3.0	5.0	5.0	5.0	5.0
3.0-7.5	7.6	8.9	12.0	5.0

TABLE B-VI

PERCENT ESTIMATE OF ACCURACY OF ADJUSTED FITS FOR U-235 GAMMAS

ENERGY RANGES (MEV)	COOLING TIME RANGES (S)			
	1.0E-02-1.0E+00	1.0E+00-1.0E+04	1.0E+04-1.0E+06	1.0E+06-1.0E+09
0.0- .6	15.1	7.1	10.9	5.0
.6-1.6	11.8	6.6	9.0	5.0
1.6-3.0	48.9	25.9	33.6	5.0
3.0-7.5	94.5	32.0	5.4	5.0

TABLE B-VII

PERCENT ESTIMATE OF ACCURACY OF ADJUSTED FITS FOR PU-239 BETAS

ENERGY RANGES (MEV)	COOLING TIME RANGES (S)			
	1.0E-02-1.0E+00	1.0E+00-1.0E+04	1.0E+04-1.0E+06	1.0E+06-1.0E+09
0.0- .6	18.2	26.7	7.4	5.0
.6-1.6	5.0	6.1	5.0	5.0
1.6-3.0	5.0	5.0	5.0	5.0
3.0-7.5	5.0	11.2	5.0	5.0

TABLE B-VIII

PERCENT ESTIMATE OF ACCURACY OF ADJUSTED FITS FOR PU-239 GAMMAS

ENERGY RANGES (MEV)	COOLING TIME RANGES (S)			
	1.0E-02-1.0E+00	1.0E+00-1.0E+04	1.0E+04-1.0E+06	1.0E+06-1.0E+09
0.0- .6	21.9	7.8	8.7	5.0
.6-1.6	5.8	5.6	14.7	5.0
1.6-3.0	49.7	30.0	24.2	5.0
3.0-7.5	55.0	37.2	7.9	5.0

Printed in the United States of America  
Available from  
National Technical Information Service  
US Department of Commerce  
5285 Port Royal Road  
Springfield, VA 22161

Microfiche (A01)

Page Range	NTIS Price Code	Page Range	NTIS Price Code	Page Range	NTIS Price Code	Page Range	NTIS Price Code
001-025	A02	151-175	A08	301-325	A14	451-475	A20
026-050	A03	176-200	A09	326-350	A15	476-500	A21
051-075	A04	201-225	A10	351-375	A16	501-525	A22
076-100	A05	226-250	A11	376-400	A17	526-550	A23
101-125	A06	251-275	A12	401-425	A18	551-575	A24
126-150	A07	276-300	A13	426-450	A19	576-600	A25
						601-up*	A99

\*Contact NTIS for a price quote.

Los Alamos National Laboratory is operated by the University of California for the United States Department of Energy under contract W-7405-ENG-36.



Los Alamos Los Alamos National Laboratory  
Los Alamos, New Mexico 87545