

CONF - 516.6.2.2 - - 19

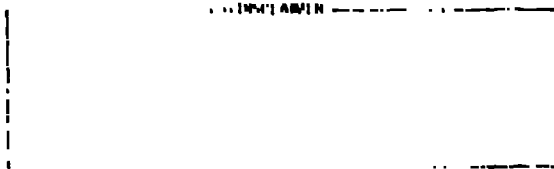
LA-UR-81-872

MASTER

TITLE: CUSTOMIZED EXPLOSIVES BASED ON PLASTIC-BONDED MIXTURES OF TATB AND HMX

AUTHOR(S): A. W. Campbell, H. L. Flaugh, A. Popolato, and J. B. Ramsay

SUBMITTED TO: 7th Symposium on Detonation
Naval Academy
Annapolis, MD



University of California

By acceptance of this article, the publisher recognizes that the U.S. Government retains a nonexclusive, royalty-free license to publish or reproduce the published form of this contribution, or to allow others to do so, for U.S. Government purposes.

The Los Alamos Scientific Laboratory requests that the publisher identify this article as work performed under the auspices of the U.S. Department of Energy.



LOS ALAMOS SCIENTIFIC LABORATORY

Post Office Box 1663 Los Alamos, New Mexico 87545

An Affirmative Action, Equal Opportunity Employer

CUSTOMIZED EXPLOSIVES BASED ON PLASTIC-BONDED MIXTURES OF TATB AND HMX

A. W. Campbell, H. L. Plaugh, A. Popolato, and J. B. Ramsay
University of California, Los Alamos National Laboratory
Los Alamos, New Mexico 87545

Experimental data are presented for a series of TATB-HMX mixtures with Kel-F 800 binder. Both detonation properties and safety properties were evaluated.

The addition of HMX to TATB makes possible a wide range in such properties as specific energy, detonation velocity and divergence, failure diameter and handling safety. This flexibility is not without penalty however. The sensitivity of TATB-HMX mixtures increased rapidly with increasing HMX content, even at relatively low levels of HMX and some trade-off must be made between detonation properties and safety.

1. INTRODUCTION

The use of insensitive high explosives such as nitroguanidine (NQ) or triamino-trinitrobenzene (TATB) with more energetic, more sensitive explosives such as hexahydro-1,3,5-triazine-2,3,5-triazine (RDX) or octahydro-1,4,5,7-tetrahydro-1,4,5,7-tetrazepine (HMX) has made it possible to design explosive formulations with a wide spectrum of properties. This was recognized by a number of investigators developing explosive materials for military applications. In fact, competition B is an example of combining a relatively insensitive explosive, TATB, with the more energetic, more sensitive explosive, RDX.

Beller, Johnson, and Reason (1) found that they could not initiate detonation in plastic-bonded NQ formulations even with large 99 wt% HMX/1 wt% nitrocellulose/1 wt% plasticizer (PX 9400) boosters, and suggested addition of RDX to reduce the size of the booster required. They found that addition of 10 wt% RDX to plastic-bonded NQ had a profound effect on shock sensitivity of the mixture.

The availability of TATB and the potential of developing explosive formulations with a wide spectrum of initiation and detonation characteristics led us to evaluation of plastic-bonded HMX

TATB formulations. We have investigated formulations with up to 45 wt% HMX, but we have emphasized materials with 5-25 wt% HMX because we wanted to maximize safety characteristics of these formulations. Formulations generally contained 5 wt% Kel-F 800 (copolymer of vinylidene fluoride and chloroacetyl-ethylene) binder. This binder was used in this homogeneous series so comparisons could be made with the relatively well-characterized explosive PX 9502 (99.5 wt% TATB Kel-F 800). For practical use a desensitizing binder might well be more desirable.

1.1. EXPLOSIVE CHARGE PREPARATION

All the plastic-bonded TATB/HMX formulations were prepared using a water slurry process. The polycrystalline explosives were mixed in water to form a suspension, or slurry. A solution of Kel-F 800 plastic dissolved in ethyl acetate was added to the water slurry. The mixture was agitated to prevent agglomeration and the solvent was removed by a combination of extraction in the water and distillation. The resulting explosive granules, about 1 mm in diameter, were a homogeneous mixture of HMX and TATB crystals coated with plastic. The molten powder was vacuum dried to remove water and solvent.

The HMX used in these formulations was Type II, Class B with a median par-

ticle diameter of about 15 μm . The TATB had a mean particle diameter of about 60 μm .

Explosive charges were prepared by preheating and compression molding the powder under vacuum (2) to final densities between 97 and 98% of their theoretical maximum densities (TMD). Test specimens were prepared by standard explosives machining techniques.

The formulations described in this work are identified in Table I.

III. DETONATION VELOCITY AND FAILURE DIAMETER

The detonation velocities of four mixtures of TATB and HMX were experimentally determined as a function of composition and charge diameter. The variations in detonation velocity with reciprocal radius for the different formulations, corrected to 98% of theoretical density (TMD) are presented in Fig. 1. The data are reasonably well fit with straight lines. This is rather surprising, because, although PBX 9502 shows a straight diameter-effect curve, the explosive formulations studied here contain significant amounts of HMX. Explosives based on HMX, such as PBX 9404, show diameter-effect curves that are concave downward. We might observe some curvature for those composi-

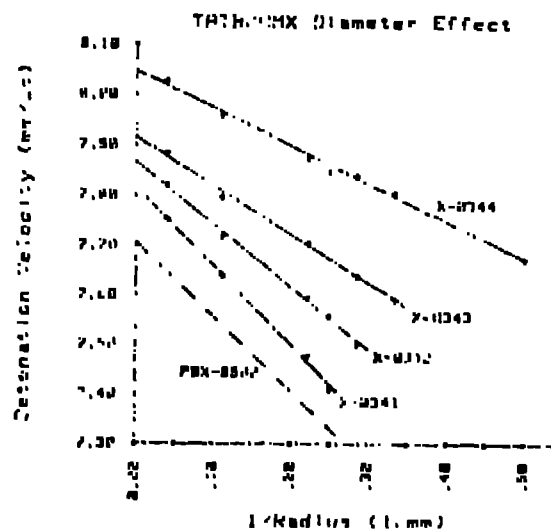


Fig. 1. Detonation Velocities of TATB-HMX Mixtures.

tions for which the failure radii were not determined (X-0347 and X-0348).

The diameter-effect data were fit with the form $D = D_0 - B/r$ where D is the detonation velocity at charge radius r , B is a constant, and D_0 is the detonation velocity at infinite diameter. The parameters and the 95% confidence limits obtained from least squares fit are presented in Table II.

TABLE I

Composition of TATB-HMX Explosives

Material	TATB %	HMX %	Kel-F 800	Theoretical Max. Density (g/cm ³)
PBX 9502	95	0	5	1.942
X-0341	90.25	4.75	5	1.940
X-0343	85.5	9.5	5	1.938
X-0344	80.75	14.25	5	1.935
X-0344	71.25	21.75	5	1.933
X-0341	75	20	5	1.934
X-0340	60	15	5	1.930
X-0342	50	45	5	1.925
PBX 9404	0	95	5	1.853

Under 1.0 wt% Nitro, 2.5 wt% nitrophenol
over value from Kel-F 800.

TABLE II

Detonation Velocity of HMX-TATB Mixtures

Material	Density @ 98° TMP g/cm ³	Infinite Diameter Det Velocity mm/μs	B mm/μs
PBX 9502	1.895	7.706 ± 0.020	1.50 ± 0.20
X-0141	1.901	7.816 ± 0.054	1.50 ± 0.11
X-0142	1.999	7.866 ± 0.011	1.35 ± 0.10
X-0343	1.998	7.915 ± 0.025	0.97 ± 0.11
X-0344	1.854	8.046 ± 0.018	0.75 ± 0.06
PBX 9501	1.832	8.802 ± 0.015	0.17 ± 0.009

The experimental results for infinite-diameter velocity (adjusted to a uniform density of 1.89 g/cm³) are compared with values computed for the mixtures using the method proposed by Kamlet and Harwitz (3) in Fig. 3. The parameters for Kamlet's function were obtained by linear combination of the parameters for TATB and HMX without including any correction for the Kel-P 800. The resulting velocities were then scaled so that the computed value for neat TATB agreed with the experimentally measured value of 7.705 mm/μs for PBX 9502. The two anchor points for the curve are PBX 9502 and PBX 9501.

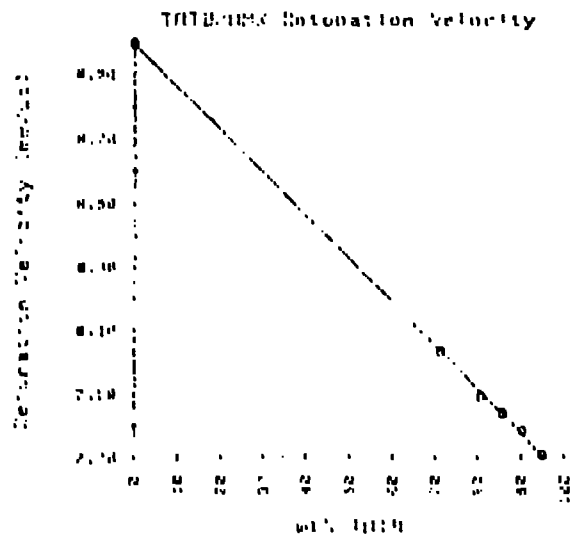


FIG. 3. Infinite Diameter Detonation Velocities of TATB-HMX Mixtures.

The constant B in the fitting form described above should be related to the reaction zone thickness (4,5) in

the detonating explosive. We expect B to decrease with increasing HMX content. This relationship is shown in Fig. 4. The curve is nonlinear and there is no statistically significant difference between B for PBX 9502 and for X-0341. This apparent anomaly will be discussed later. The HMX anchor point is PBX 9501, as no comparable data are available for an HMX/fluoro-carbon explosive. The other anchor point is PBX 9502.

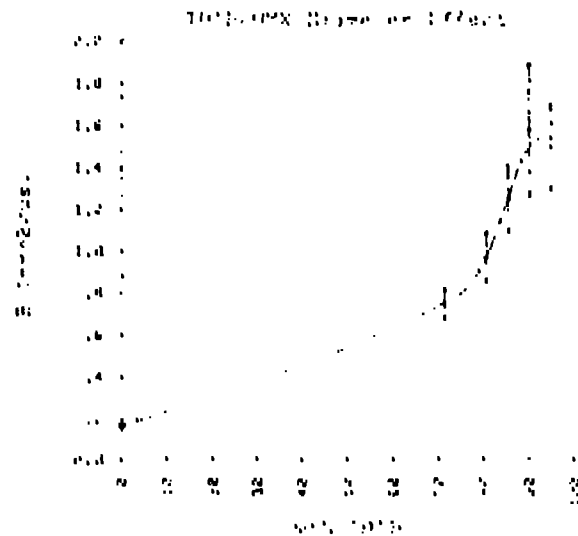


FIG. 4. Diameter Effect Parameter B for TATB-HMX Mixtures.

The failure diameter data we have obtained are summarized in Table III including anchor points at PBX 9502 and PBX 9501. The data are plotted in Fig. 4. Here we note again that we have a nonlinear decrease in failure diameter with increasing HMX content.

TABLE III
Failure Diameter

Material	Failure Diameter Brackets (mm)	
	Detonated	Fails
PBX 9502	9	0
X-0141	8	7
X-0142	7	6
X-0141	6	not determined
X-0144	4	not determined
PBX 9501	2	1

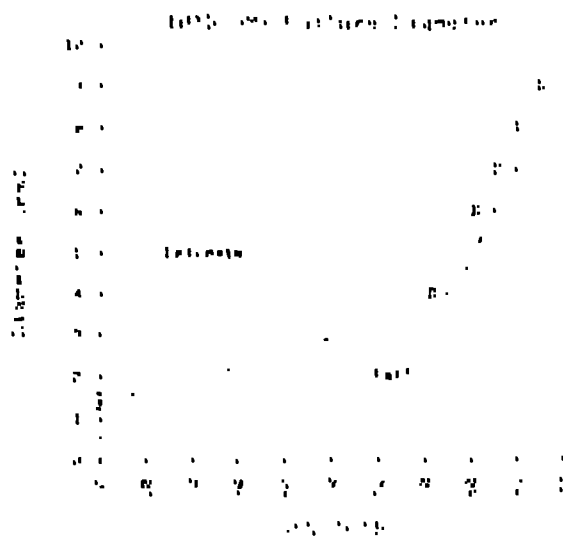


Fig. 1. Failure Diameter of Typical HMX Mixtures.

IV. SHOCK INITIATION OF DETONATION

In explosive charges subjected to a confined shock, the distance (or time) to transition from a reactive shock to a steady state detonation is a function of the composition, the density, the particle size, and, to a lesser extent, the initial temperature. We have examined the effect of composition near the wedge test point at four pressures of 1, 0.9, 0.7, and 0.5 GPa. Although we do not yet have enough data to define a "top line," some general trends are apparent.

At the lower pressures, the data show that the transition distance (or

time) to that of PBX 9502) in the distance of run is a nearly linear function of the HMX content up to 15%. A 5-wt% increase in HMX content produces a decrease of 30% in this distance. At 11 GPa, the first 5 wt% of HMX produces no significant effect on the run distance. Additional HMX lowers the run distance about the same as for the lower pressure.

We have obtained more extensive quantitative data in an unconfined 41.1-mm gap test. (7) The data are presented in Fig. 5. There is a significant change in the slope of the curve at about 25 wt% HMX.

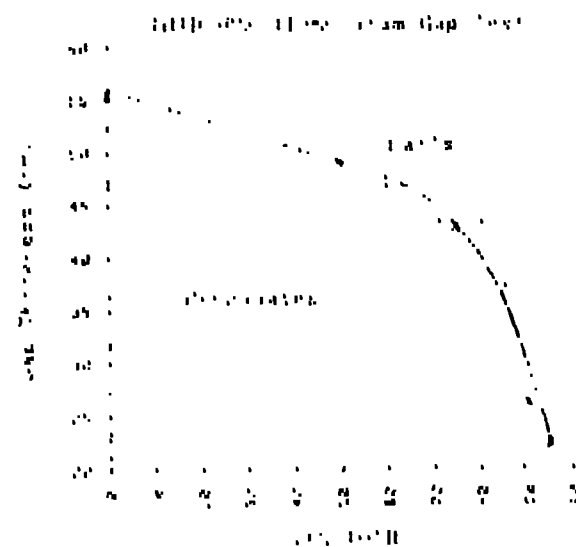


Fig. 2. Large Scale Gap Test Data of Typical HMX Mixtures.

V. REACTION TO AEROSOL ENVIRONMENTS (IMPACT, FROG, AND PROJECTILE ATTACK)

It is well known that explosives decompose exothermally at a rate that increases exponentially with temperature. (8) If, through some mechanism, either a exposure to high temperature or a shock pulse of explosive is related to a temperature at which the rate of energy generation exceeds the rate of energy dissipation, the reaction proceeds. The quantitative aspects of initiation and growth to detonation are extremely complex and cannot be accurately predicted with existing theories. For this reason a wide variety of tests are used to obtain an estimate of relative behavior. These tests generally provide a measure of the ease with which initiation will occur and

the case with which the reaction will continue to grow.

Several tests have been conducted with plastic-bonded TATB-IMX mixtures. The results of drop-weight impact tests for plastic-bonded TATB-IMX are given in Fig. 6. Mixtures containing less than 20 wt% IMX do not react at the maximum drop height, 320 cm. The Los Alamos drop-weight impact apparatus is similar to the Brunton apparatus and uses unconfined test samples. The Type 12 test uses loose powder placed on sandpaper; the Type 12B test uses loose powder on a bare anvil.

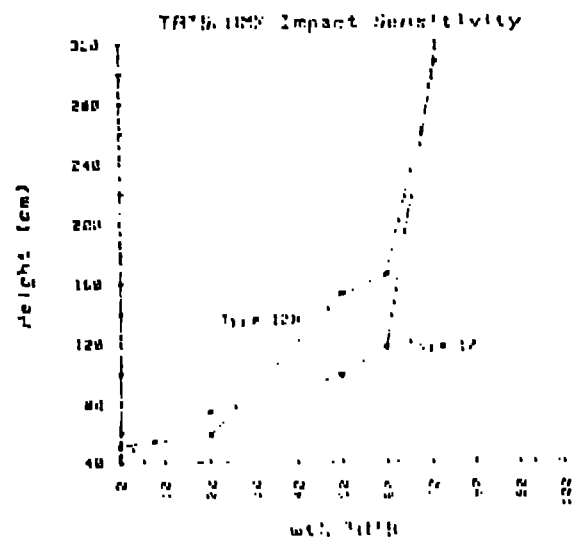


FIG. 6. Drop Weight Impact Sensitivity of TATB-IMX Mixtures.

A brief series of oblique impact, or skid tests (11,12) was performed. Results obtained in this test are presented in Table IV.

TABLE IV
Skid Test Results

Composition, wt%	Density (g/cm ³)	H_{50} (ft)
0 TATB/100	1.869	0
20/70/10	1.971	5.0
30/50/10	1.878	6.0

1. Klevenski 100 mm hemispherical charge dropped on RDP-011-011 target target with a 400 impact anvil.

2. Usual Hebert tests to statistically determine H_{50} .

In this kind of impact test, mixtures containing as much as 50 wt% IMX appear to be relatively insensitive.

The Lawrence Livermore National Laboratory (LLNL) conducted a series of Susan Tests (13,14) on formulations consisting of TATB-IMX mixtures with various binders. Although the mechanical properties of these explosive formulations should differ from those of the Kel-F bonded materials, the response obtained as a function of increasing IMX content should be indicative of what could be expected in the Kel-F 806 bonded system. In general the LLNL data (15) show low to moderate reactions for all formulations containing less than 50 wt% IMX, even at projectile velocities greater than 400 m/s.

The response of explosives exposed to fire or high temperatures is directly related to the thermal decomposition kinetics. In confined systems exposed to rapid heating, the explosive will generally start decomposition or burning at the outer surface. After some time the burning front will either transit to a detonation or the gas pressure generated by the combustion products will exceed the holding capacity of the case and the case will explode. With gas explosions, the unburned explosive will be scattered about and the case will rupture into large, low-velocity fragments. If the cased explosive is exposed near the critical temperature, the reaction will start in the interior of the explosive. This could, depending upon the size of the charge and degree of confinement, build to a detonation.

Critical temperatures for mixtures of IMX and TATB were determined in the Heikin tests. The results are given in Fig. 7. It is interesting to note the distinct break in the curve around 30 wt% IMX.

The response of IMX-TATB Kel-F formulations confined in heavy steel cases and subjected to both rapid and slow heating was determined. (16,17) Results are given in Table V.

This series of heavily confined slow-heating tests is being continued to define the highest level of IMX that results in a pressure rupture. A 100-cent test with X-0119 confined at 100 MPa resulted in a partial detonation at 218°C.

The response of explosives to high-velocity projectile attack is similar to the response expected in the deliberate initiation of detonation

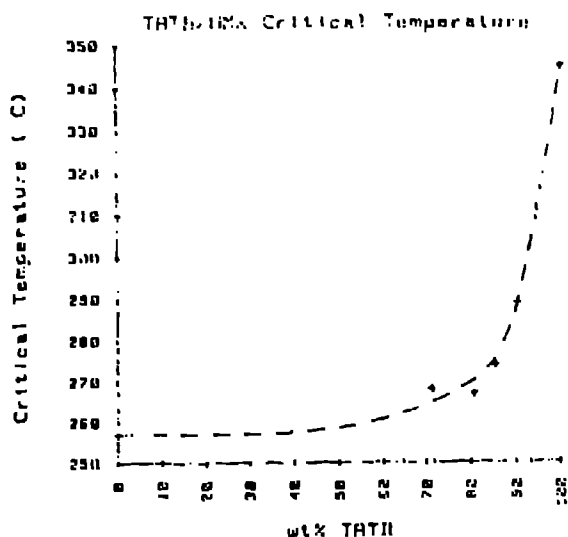


Fig. 7. Rankin Test Critical Temperatures of TATB-HMX Mixtures.

tained exothermic reaction can start. This can terminate as either a gas explosion or detonation.

A series of tests was performed on TATB-HMX mixtures using a standard M-16 rifle and .22-caliber steel-jacketed bullets. The test charges were lightly confined in a plastic fixture. Results of these tests are summarized in Table VI. PBX 9502 does not react in this test. Even in this severe test a mixture containing 20 wt% HMX reacts relatively mildly.

VI. CONCLUSIONS

The addition of HMX to TATB makes possible wide variation in such properties as specific energy, detonation velocity and divergence, failure diameter, shock and thermal sensitivities and handling safety. This flexibility is not without penalty, however. Because PBX 9502 is only about 80% as

TABLE V

Summary of Confined Heating Tests

Composition, wt% (TATB/HMX/Kel-F)	Heating Rate	Rupture Pressure MPa	Temp. (C)	Result
40/50/10	Slow	483	250	Detonation
33.0/10	Slow	481	115	Pressure Rupture
50/50/10	Slow	100	100	" "
90/0/10	Slow	403	213	" "
91/0/10	Fast	551	--	" "
PBX 9404	Slow	483	250	Detonation
PBX 9404	Fast	551	--	Detonation

with a strong shock. As the projectile strikes the case or explosive, a shock is transmitted to the explosive. If the impulse transmitted to the explosive is greater than the critical impulse, detonation will occur after a short-time delay. The critical impulse required to initiate detonation can be reduced if the density of the charge is lowered. This can occur in multiple fragment attack. The first projectile pulverizes the explosive and a second projectile can initiate detonation.

Another type of initiation can also result from projectile attack. If all or part of the projectile remains embedded in the explosive, thermal energy from the hot projectile can be transferred to the explosive and a more

energetic as Composition B in the cylinder test, some trade-off must be made between detonation properties and safety.

The nonlinear behavior of some properties with increasing HMX content, when compared with the linear behavior of others, permits some insight into the mechanism of energy contribution within the effective zone of reaction. Properties dependent on the total available energy at high pressure (e.g., detonation velocity) are proportional to the HMX content. We have found that the failure diameter decreased rapidly with the addition of small amounts of HMX until the HMX content approaches 20 wt%. The slopes of the diameter effect curves are about

TABLE VI

Multiple Bullet Impact Tests of TATB-HMX-Kol-F Mixtures Using
M-16 (0.223 cal) Standard Military Bullets

Shot	Velocity m/s	Material and No. of Shots ¹	Results
1	1024	X-0319 First Shot	No go; projectile did not exit HE
2	1022	X-0319 (from 1)	Full detonation; projectile struck charge 19 mm from first hit
3	1018	X-0319 First shot	Cook-off; charge burned completely, projectile did not exit charge
4	1004	X-0319 6 shots at once	Full detonation; charge went off as 2nd or 3rd bullet was striking
5	1307	X-0320 First shot	No go; projectile exited holder
6	992	X-0320 (from 5) Second shot	Cook-off; charge burned completely
7	1020	X-0320 6 shots at once	Partial reaction; holder broken up and scattered around, wood stand splintered, recovered HE had black burn marks visible
8	1000	X-0320 First shot	Cook-off; charge burned completely, projectile did not exit holder
9	991	X-0321 3 shots at once	Small partial reaction; top half of sample holder and HE blown off
10	1004	X-0321 (from 9) Single shot	No go; bullet did not exit holder. Because top half of charge and holder were blown off in shot 9, charge was unconfined
11	1002	X-0321 2 shots at once	Small partial; top of charge and holder blown off, table splintered
12	1018	X-0321 (from 11) Shot 3 single shot	Small partial; holder broken in small pieces, shot table splintered
13	1021	X-0321 Shot 4 single shot	Cook-off; did not smoke or flame for over a minute, charge burned completely. Bullet did not exit holder

¹Multiple shots are fired at approximately 0.1 sec intervals.

ected by the addition of 5 wt% HMX. Shock initiation data show that the addition of 5 wt% HMX causes an increase in sensitivity at low pressure (2 GPa) but not at high pressure (13 GPa). Further addition of HMX results in increased sensitivity in both pressure ranges.

It appears that at lower pressures, the lower concentration of HMX contributes a greater proportion of the effective energy. At higher pressures, where the effective zone of reaction is relatively thin and significant amounts of TATB are reacting, small amounts of HMX do not significantly affect the extent of reaction.

ACKNOWLEDGMENTS

The authors wish to thank the many people at the Los Alamos National Laboratory who have contributed to this work. These people are essential in an effort such as this and their efforts are certainly appreciated.

This work was performed under the auspices of the U.S. Department of Energy.

REFERENCES

1. H. Heller, O. H. Johnson, and J. M. Rosen, NAVORD 6648, July 1959.
2. E. James, Jr., Second ONR Symposium on Detonation, ONR, Department of the Navy, Washington, D.C. (1951).
3. M. Kamlet and H. Hurwicz, J. Chem. Phys. 48, 3685-93 (1968).

4. H. Eyring, R. E. Powell, G. H. Duffy, and R. H. Parlin, Chem. Rev. 35, 69 (1945).
5. A. W. Campbell and R. Engelke, Sixth Symposium (Intl) on Detonation, ACR-221, ONR, August 1976.
6. A. W. Campbell, W. C. Davis, J. B. Ramsay, and J. R. Travis, Phys. Fluids. 4, 511 (1961).
7. M. J. Urizar, Private Communication (1981).
8. R. N. Rogers, Thermochemica Acta 11, 131-9 (1975).
9. Z. Zinn and C. L. Mader, J. Appl. Phys. 31, 2 123 (1960).
10. J. Zinn and R. N. Rogers, J. Phys. Chem. 66, 2646 (1962).
11. A. S. Eyer and J. W. Taylor, The Fifth Symposium (Intl) on Detonation (1970).
12. A. D. Randolph, L. E. Hattler, and A. Popolato, I&EC Fundamentals 15, 1 (1976).
13. L. G. Green and G. D. Dorough, Fourth Symposium (Intl) on Detonation, DENOL, ACR 126 (1965).
14. D. M. Dobratz, M. Finger, L. G. Green, J. R. Humphrey, R. R. McGuire, and H. F. Rizzo, UCID 18026 (1978).
15. A. B. Donaldson and D. O. Lee, SIA-74-0145 (1971).
16. A. B. Donaldson and D. O. Lee, UC-DR-72-0729 (1972).