

CONF-850507--25

Los Alamos National Laboratory is operated by the University of California for the United States Department of Energy under contract W-7405-ENG-36.

TITLE: COMPARISONS OF FOUR REPRESENTATIONS OF THE PROMPT NEUTRON SPECTRUM FOR THE SPONTANEOUS FISSION OF ²⁵²Cf

AUTHOR(S): David G. Madland, T-2
Raphael J. LaBauve, T-2
J. Rayford Nix, T-9

LA-UR--85-1659

DE85 012703

SUBMITTED TO: The International Conference on Nuclear Data for Basic and Applied Science, Santa Fe, N.M., May 13-17, 1985

DISCLAIMER

This report was prepared as an account of work sponsored by an agency of the United States Government. Neither the United States Government nor any agency thereof, nor any of their employees, makes any warranty, express or implied, or assumes any legal liability or responsibility for the accuracy, completeness, or usefulness of any information, apparatus, product, or process disclosed, or represents that its use would not infringe privately owned rights. Reference herein to any specific commercial product, process, or service by trade name, trademark, manufacturer, or otherwise does not necessarily constitute or imply its endorsement, recommendation, or favoring by the United States Government or any agency thereof. The views and opinions of authors expressed herein do not necessarily state or reflect those of the United States Government or any agency thereof.

By acceptance of this article, the publisher recognizes that the U.S. Government retains a nonexclusive, royalty-free license to publish or reproduce the published form of this contribution, or to allow others to do so, for U.S. Government purposes

The Los Alamos National Laboratory requests that the publisher identify this article as work performed under the auspices of the U.S. Department of Energy

Los Alamos Los Alamos National Laboratory
Los Alamos, New Mexico 87545

COMPARISONS OF FOUR REPRESENTATIONS OF THE PROMPT NEUTRON SPECTRUM FOR THE SPONTANEOUS FISSION OF ^{252}Cf

DAVID G. MADLAND, RAPHAEL J. LABAUVE, AND J. RAYFORD NIX
Los Alamos National Laboratory, Los Alamos, N.M., U.S.A.

Abstract We compare four representations of the prompt neutron spectrum for the spontaneous fission of ^{252}Cf with recent differential and integral measurements.

INTRODUCTION

Because of its importance as a neutron standard, we present comparisons of measurements and calculations of the prompt fission neutron spectrum $N(E)$ for the spontaneous fission of ^{252}Cf . In particular, we test four representations of $N(E)$ against recent experimental measurements of the differential spectrum and threshold integral cross sections. These representations are the Maxwellian spectrum, two versions of the Watt spectrum, the NBS spectrum,¹ and the Los Alamos spectrum of Madland and Nix.² For the Maxwellian spectrum, we obtain the value of the Maxwellian temperature T_M by least-squares adjustments to the experimental differential spectrum of Poenitz and Tamura³ and also that of Boldeman et al.⁴ Similarly, for the Watt spectrum we perform least-squares adjustments to obtain the Watt temperature T_W with the other parameter of the Watt spectrum, the average kinetic energy per nucleon E_f , determined from experiment. For the Los Alamos spectrum, least-squares adjustments determine the nuclear level-density parameter a , which is the single unknown parameter that appears. The NBS spectrum has been previously constructed by adjustments to eight earlier differential spectrum measurements. With these representations of the spectrum so determined, we calculate 15 threshold integral cross sections for each representation, using ENDF/B-V cross sections generally, and compare the calculated values with the measured values of Grundl et al.⁵ and Kobayashi et al.⁶

DIFFERENTIAL AND INTEGRAL COMPARISONS

We consider first the differential spectrum of Poenitz and Tamura. Our least-squares adjustments with respect to this experiment give the following adjusted parameter values and minimum values of χ^2 per degree of freedom: Maxwellian ($T_M = 1.429$ MeV, $\chi^2 = 1.20$), Watt ($T_W = 0.897$ MeV, $\chi^2 = 2.33$), Modified Watt ($T_W = 0.897$ MeV, $\chi^2 = 1.57$), and Los Alamos ($a = A/9.15$ MeV⁻¹, $\chi^2 = 0.55$). Here the Modified Watt spectrum is the average of two

D. G. MADLAND, R. J. LABAUVE, AND J. R. NIX

Watt spectra representing separately neutron emission from equi-temperature fragments of the light and heavy fragment mass peaks. The values of E_f^L and E_f^H are again determined from experiment. The NFS spectrum yields a value of $\chi^2 = 1.92$. The ratios of these spectra and the experimental spectrum to the Maxwellian spectrum are shown in Fig. 1. Clearly, the Los Alamos spectrum agrees best with the experiment, both in overall shape agreement and by factors exceeding two in χ^2 .

Secondly, we consider the differential spectrum of Boldeman et al. Our least-squares adjustments with respect to this experiment give the following corresponding values: Maxwellian ($T_M = 1.420$ MeV, $\chi^2 = 8.24$), Watt ($T_W = 0.926$ MeV, $\chi^2 = 31.70$), Modified Watt ($T_W = 0.922$ MeV, $\chi^2 = 23.42$), and Los Alamos ($a = A/9.50$ MeV⁻¹, $\chi^2 = 11.59$). The NBS spectrum yields a value of $\chi^2 = 6.09$. The ratios of these spectra and the experimental spectrum to the Maxwellian spectrum are shown in Fig. 2. Here the NBS spectrum agrees best with experiment in terms of χ^2 . However, the Maxwellian and Los Alamos spectra yield χ^2 values that are within a factor of two of the minimum value.

Figure 3 shows 15 ratios of calculated to experimental integral cross sections, as a function of the effective threshold energy of the reaction, for each of the spectra that have been adjusted with respect to the Poenitz and Tamura measurement, plus the NBS spectrum. We infer that the Maxwellian spectrum is too hard in the tail region and that the two Watt spectra are too soft. The NBS spectrum is slightly hard and the Los Alamos spectrum is slightly soft. The corresponding ratios for spectra adjusted with respect to the Boldeman et al. experiment, plus the NBS spectrum, are shown in Fig. 4. Similar inferences are made here except that the Los Alamos spectrum is just slightly hard and it gives the best overall agreement with experiment.

REFERENCES

1. J. Grundl and C. Eisenhauer, Proc. First ASTM-EURATOM Symp. on Reactor Dosimetry, Petten, Holland, Sept. 22-26, 1975, Part I, p. 425, Commission of the European Comm., EUR 5667 e/f (1977).
2. D. G. Madland and J. R. Nix, Nucl. Sci. Eng., 81, 213 (1982).
3. W. P. Poenitz and T. Tamura, Proc. Conf. Nucl. Data for Sci. and Tech., Antwerp, Belgium, Sept. 6-10, 1982, p. 465, D. Reidel, Dordrecht (1983).
4. J. W. Boldeman, B. E. Clancy, and D. Culley, sub. to Nucl. Sci. Eng. (November 1984).
5. J. Grundl, D. Gilliam, D. McHarry, C. Eisenhauer, and P. Soran, in memorandum to CSEWG Subcom. on Standards (May 1983).
6. K. Kobayashi, I. Kimura, H. Gotoh, and H. Tominaga, sub. to Ann. Repts. of the Res. Reactor Inst., Kyoto Univ. (July 1984).

COMPARISONS OF FOUR REPRESENTATIONS...OF ^{252}Cf

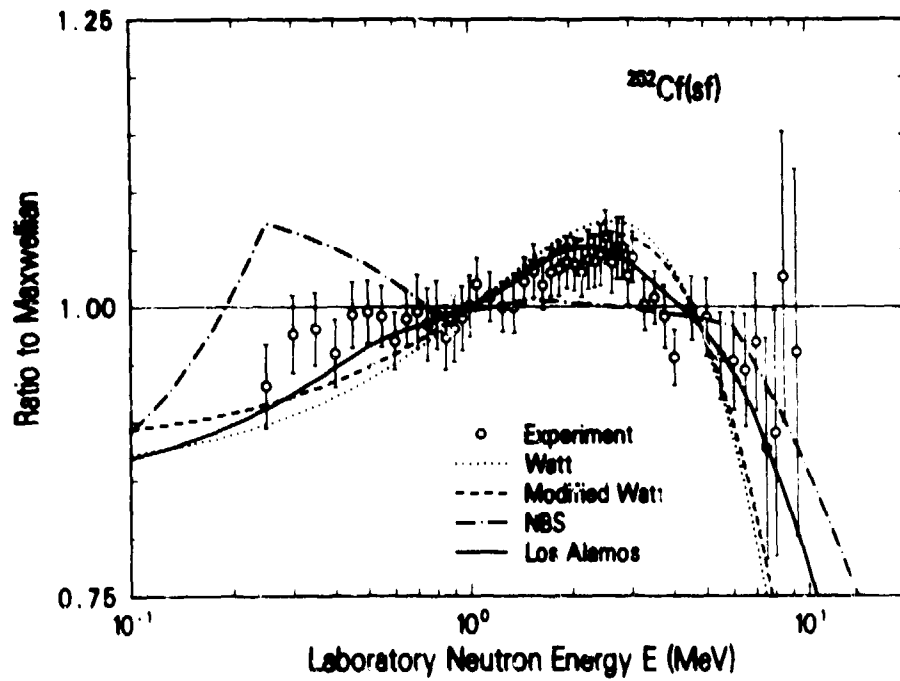


FIGURE 1 Differential spectrum comparisons for adjustments to the Poenitz and Tamura experiment (Ref. 3).

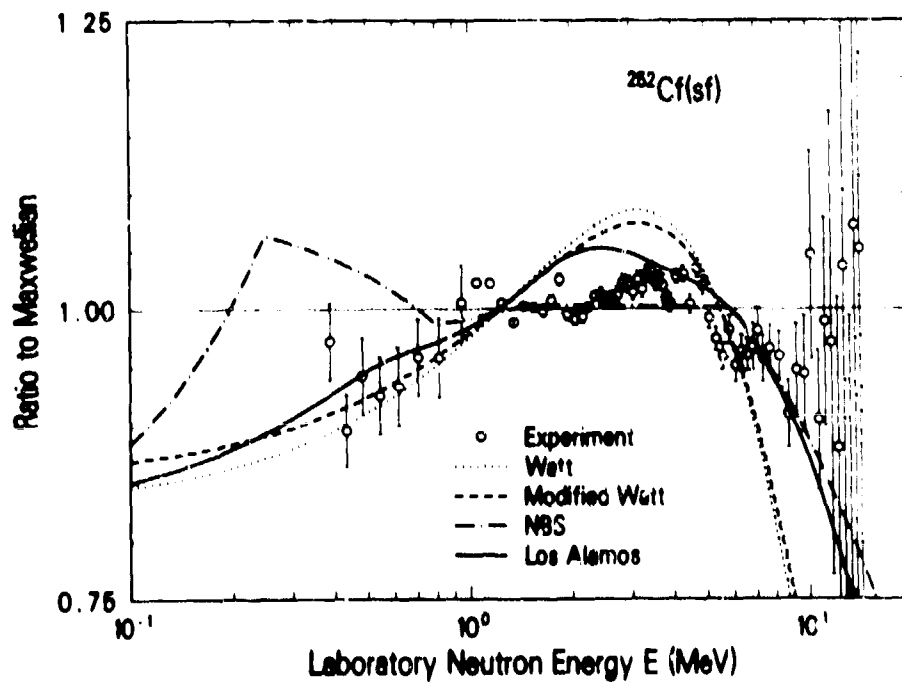


FIGURE 2 Differential spectrum comparisons for adjustments to the Boldeman et al. experiment (Ref. 4).

D. G. MADLAND, R. J. LABAUVE, AND J. R. NIX

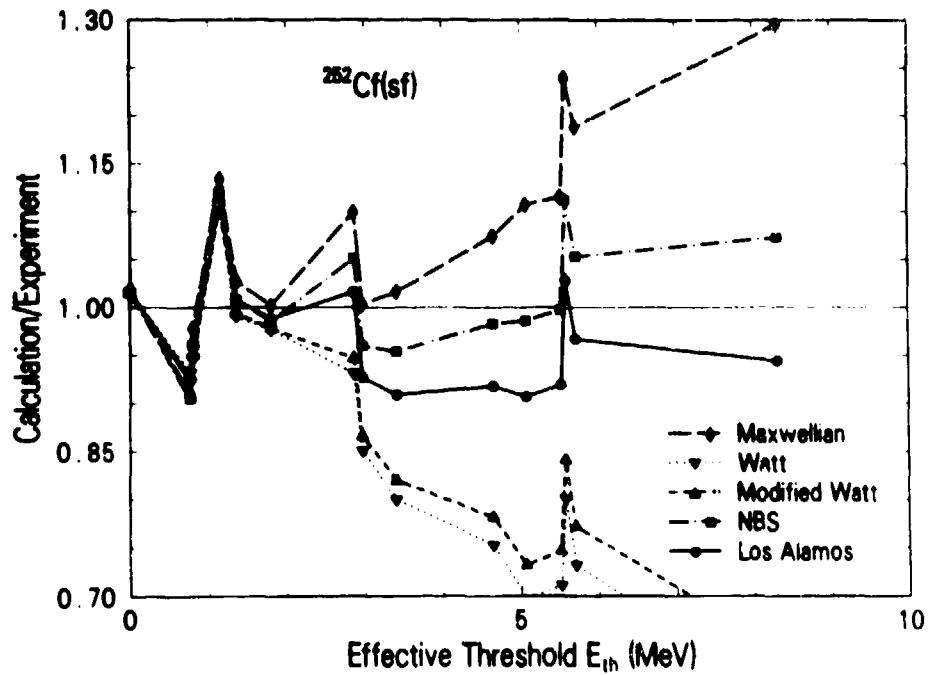


FIGURE 3 Integral cross-section comparisons for spectra adjusted to the Poenitz and Tamura experiment (Ref. 3).

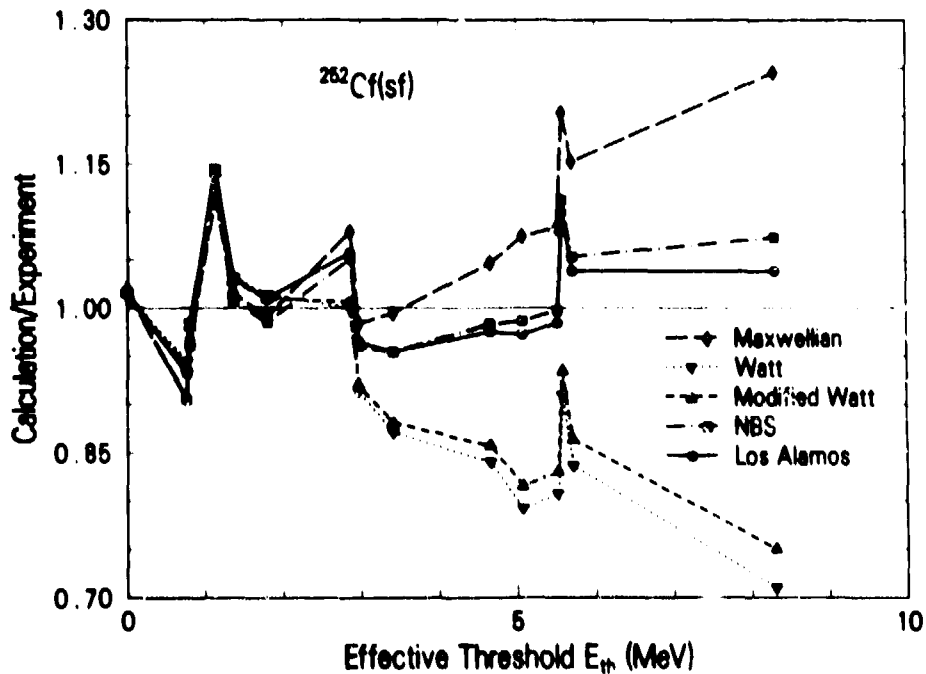


FIGURE 4 Integral cross-section comparisons for spectra adjusted to the Boldeman et al. experiment (Ref. 4.)