

LA-- 1221

c. 3

~~CONFIDENTIAL~~

~~CONFIDENTIAL~~

Martin Jones 10/23/84
Virginia Luper 10/23/86

LADC - 1001

CIC-14 REPORT COLLECTION
REPRODUCTION
COPY

LOS ALAMOS SCIENTIFIC LABORATORY

OF THE

UNIVERSITY OF CALIFORNIA

CONTRACT W-7405-ENG. 36 WITH

U. S. ATOMIC ENERGY COMMISSION

LOS ALAMOS NATIONAL LABORATORY
3 9338 004 19 5763

UNCLASSIFIED

~~CONFIDENTIAL~~

~~CONFIDENTIAL~~

~~CONFIDENTIAL~~

UNCLASSIFIED

36725

LOS ALAMOS SCIENTIFIC LABORATORY

of

THE UNIVERSITY OF CALIFORNIA

March 19, 1951

SERIES A

LA-1221

~~DO NOT DESTROY THIS COPY
THIS COPY IS AUTHORITY FOR
DECLASSIFICATION ACTION
OR FOR RELEASE
DO NOT REPRODUCE OR DISSEMINATE OUTSIDE OF DIVISION~~

NOTES ON THE RESOLVING POWER AND SPEED OF PHOTOGRAPHIC EMULSIONS



Work done by:

Berlyn Brixner
Ralph L. Conrad

Report Written by:

Berlyn Brixner

This document does not contain
Restricted Data. 6-15-51

Wilbur A. Strauser
Chief, Declassification Branch

INSTRUMENTATION

LOS ALAMOS NATL. LAB. LIBS.
3 9338 00419 5763

UNCLASSIFIED

~~CONFIDENTIAL~~

PUBLICLY RELEASABLE
LANL Classification Group
U. Mustard 8/16/95

UNCLASSIFIED

INSTRUMENTATION

MAY 16 1951

LA-1221

Los Alamos

20

PROJECT DISTRIBUTION

Argonne National Laboratory	8
Armed Forces Special Weapons Project	1
Atomic Energy Commission, Washington	3
Battelle Memorial Institute	1
Brush Beryllium Company	1
Brookhaven National Laboratory	4
Bureau of Medicine and Surgery	1
Bureau of Ships	1
Carbide and Carbon Chemicals Division (K-25 Plant)	4
Columbia University (J. R. Dunning)	1
Columbia University (G. Failla)	1
Dow Chemical Company	1
General Electric, Richland	6
Idaho Operations Office	4
Iowa State College	2
Kansas City Operations Branch	1
Kellex Corporation	1
Kirtland Air Force Base	1
Knolls Atomic Power Laboratory	4
Mallinckrodt Chemical Works	1
Massachusetts Institute of Technology (A. Gaudin)	1
Massachusetts Institute of Technology (A. R. Kaufmann)	1
Mound Laboratory	3
National Advisory Committee for Aeronautics	1
National Bureau of Standards (R. D. Huntoon)	1
Naval Medical Research Institute	1
Naval Radiological Defense Laboratory	2
New Brunswick Laboratory	1
New York Operations Office	3
North American Aviation, Inc.	2
Oak Ridge National Laboratory (X-10 Site)	8
Oak Ridge National Laboratory (Y-12 Site)	4
Patent Branch, Washington	1
RAND Corporation	1
Sandia Corporation	1
Santa Fe Operations Office	1
Technical Information Service, Oak Ridge	75
USAF, NEPA Office	2
U. S. Geological Survey (T. B. Nolan)	2

UNCLASSIFIED

U. S. Public Health Service	2
University of California at Los Angeles	1
University of California Radiation Laboratory	3
University of Rochester	2
University of Washington	1
Western Reserve University	1
Westinghouse Electric Corporation	4

SUPPLEMENTARY DISTRIBUTION

Atomic Energy Project, Chalk River	4
Chief of Naval Research	1
H. K. Ferguson Company	1
Harshaw Chemical Corporation	1
Isotopes Division (Mr. McCormick)	1
Library of Congress, Acquisition Department (J. W. Cornn)	2
National Bureau of Standards (Library)	1
National Research Council, Ottawa	1
Naval Research Laboratory	1
Nevis Cyclotron Laboratories	1
Nucleonics	1
Oak Ridge Institute of Nuclear Studies	2
United Kingdom Scientific Mission (M. Greenhill)	10
USAF, Air Surgeon (Col. A. P. Gagge)	1
USAF, Eglin Air Force Base (Technical Library)	1
USAF, Wright-Patterson Air Force Base (Rodney Nudenberg)	1
USAF, Wright-Patterson Air Force Base (CADO)	5
U. S. Army, Army Field Forces (Captain James Kerr)	1
U. S. Army, Army Medical Service Graduate School (Col. W. S. Stone)	1
U. S. Army, Atomic Energy Branch (Lt. Col. A. W. Betts)	1
U. S. Army, Director of Operations Research (Dr. Ellis Johnson)	1
U. S. Army, Office of the Chief Signal Officer (Curtis T. Clayton thru Major George C. Hunt)	2
U. S. Army, Technical Command (Col. J. H. Rothschild Attn: Technical Library)	3
UT-AEC Agricultural Research Program (Charles S. Hobbs)	1

UNCLASSIFIED

UNCLASSIFIED

The need for emulsions of high speed and resolution for use with sweeping image cameras led to the study of a number of different types of emulsions. A special resolution testing camera was constructed, and sensitometric tests were made with a short duration light source. All films were developed in D-11 developer for four minutes at 68 to 70° F., except as noted.

The camera used to test the emulsion resolving power must, of course, be of the highest quality and should preferably be apochromatic so that emulsions of different spectral ranges can be used interchangeably. A reversed compound microscope optical system composed of an 8mm apo-objective and a low power ampliplan photographic eyepiece was used. The combination gives a magnification of about 1:50. Visual examination of the image with another microscope showed an optical resolution of about 1000 lines/mm. No color fringing or other evidence of chromatic aberration was found.

The test object is a positive transparency of the U.S.B.S. resolution test chart reduced to 1/2 or 1/6 size as required for a particular emulsion. The emulsion is held in the correct focal plane by means of a suitable light tight cover and pressure plate operating against the surface of a standard microscope cover glass. A revolving camera back permits four images of the test chart to be obtained within a 3mm diameter film aperture. Several exposures of an emulsion of unknown speed can quickly be made with this arrangement. An incandescent

UNCLASSIFIED

[REDACTED]

light source ($\sim 2500^{\circ}$ K) with an opal glass diffuser was used to illuminate the test chart of about 100:1 contrast.

A series of brass tubes with fine threads were used to mount the above components (see L.A.S.L. Drawing 21Y-80035). The critical adjustment of the focus was made by examination of a series of images on Eastman Spectroscopic Plates #649. The position giving the sharpest image was selected and all focus adjustments locked. Periodic rechecks of the focus were made to be sure that no change had occurred.

Several types of film were developed in both D-76 and D-11 to determine possible effects of developer on film resolution. In every case the resolution was the same for both developers. The values obtained were found to be quite reproducible and in good agreement with the available catalog specifications for the emulsions. An exception to this is the fact that no difference was found in the 548 and 649 Spectroscopic Plates. Table 1 is a summary of the results obtained.

This series of emulsions was exposed behind a step wedge using a condenser discharge in air as a light source, the bulk of the light being emitted in 20 μ secs. The densities obtained were read on an Eastman Transmission Densitometer. Figure 1 is a plot of all the densities obtained as a function of the logarithm of the relative exposure. Figures 2, 3, and 4 show the color blind orthochromatic and panchromatic emulsions respectively. Figure 5 shows the results obtained by filtering the light with a mercury green filter and developing for eight minutes. The above information gives a general picture

TABLE 1

Resolving Power of Kodak Emulsions

Emulsion Number	Color Sensitivity	Resolution Lines/mm	
		Catalog	Found
Spectroscopic Plate 649	GH	~1000	680
Spectroscopic Plate 548	GH	~ 500	680
Spectroscopic Plate V	GH	160	165
Spectroscopic Plate II	O	75	80
Duplicating Positive 5365	Blue	150	165
Kodagraph Print 5364	Blue	---	165
Sound Recording 5372	Blue	150	165
Kodalith ----	Pan	---	165
Micro-file 2042	Pan	180	165
Contrast Process 6111	Ortho	145	125
Fine Grain Positive 5301	Blue	90	80
Linagraph Survey 5254	Blue	---	80
Bi Pack 1236	Ortho	110	80
Linagraph Drift Survey 5368	Ortho	---	80
Shell Burst 5214	Pan	---	80
CTC Plates ----	Pan	---	80
Linagraph 5211	Ortho	---	60
Plus X ----	Pan	95	60
Duplicating Fine Grain 5303	Pan	110	60

[REDACTED]


of the speed of the various available emulsions. It can serve as a preliminary guide for the selection of emulsions for specific needs.

A series of sensitometric strips of SB Panchromatic film were developed in DK-76, D-19, SD-19a, D-11, and D-8 developers for times ranging from 1 to 32 minutes. This was done in an effort to determine possible advantages of one developer over another. The developers ranged from the relatively slow, fine grained DK-76 to the most energetic D-8 process developer. Figure 6 shows the time--gamma curves for the five developers tested. It is seen that D-11, D-19, and DK-76 give almost identical results, for all practical purposes, with a background fog from 0.3 to 0.4 for development times from 1 to 32 minutes. These are excellent all purpose developers because of their high energy and good keeping qualities. Development cannot be prolonged beyond 1 minute in D-8 because of the heavy background fog produced. The keeping quality of this developer is very poor and it is of little use with high speed emulsions, except for very rapid processing.

Development in SD-19a is to be recommended where the utmost in speed is required from a high or medium speed emulsion. The figure shows the gamma infinity of this developer to be almost double that of the ones previously used. The background fog is no greater than that obtained with any of the other developers yet it increases the effective film speed by a factor of 2X to 4X. SD-19a has the possible disadvantage that it must be made up fresh for each lot of film to be processed but this tends to result in greater uniformity of results.

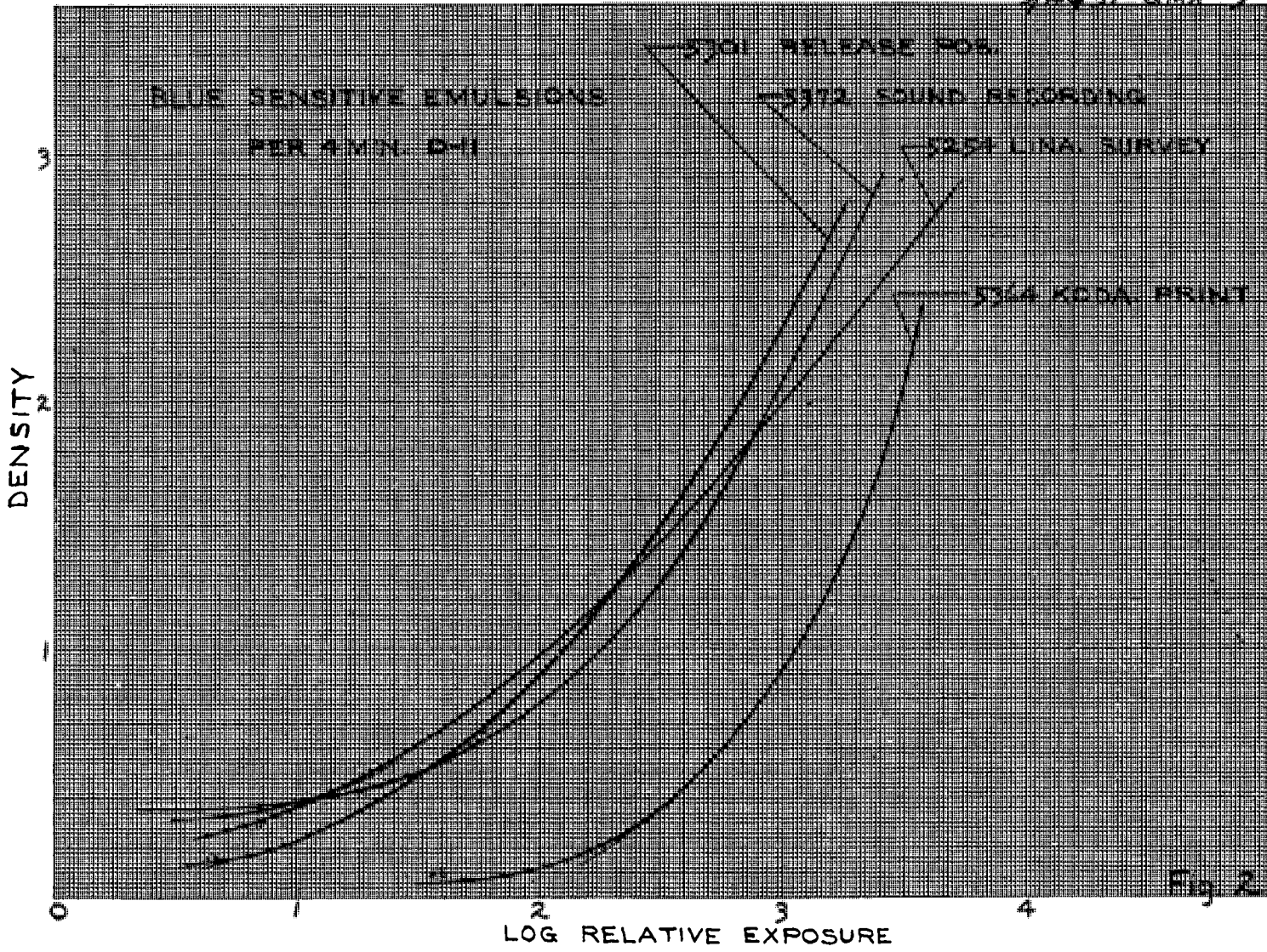
3/20/51 GMX-9

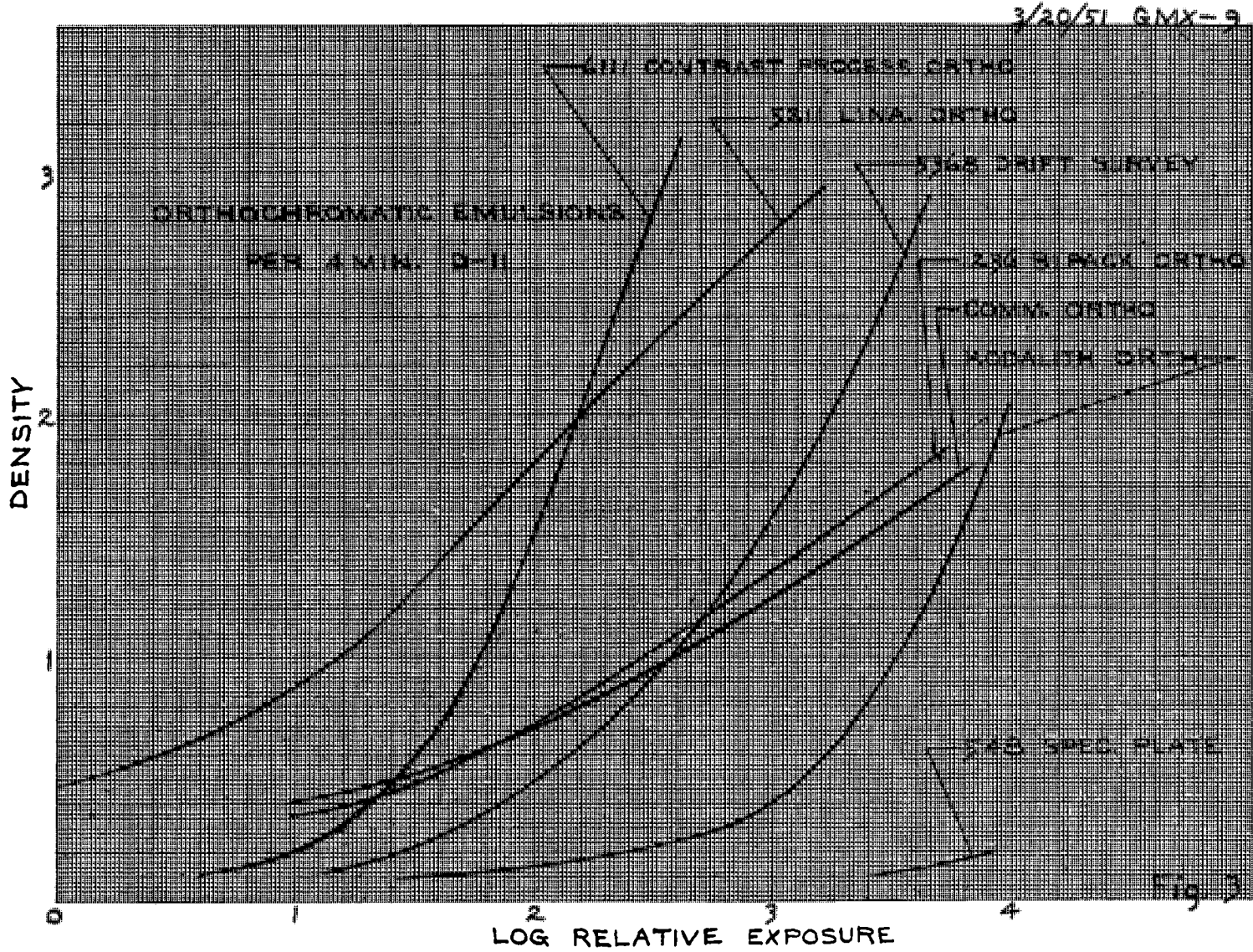
EMULSION



-8-

3/20/51 GMX-9





3/20/51 GMX-9

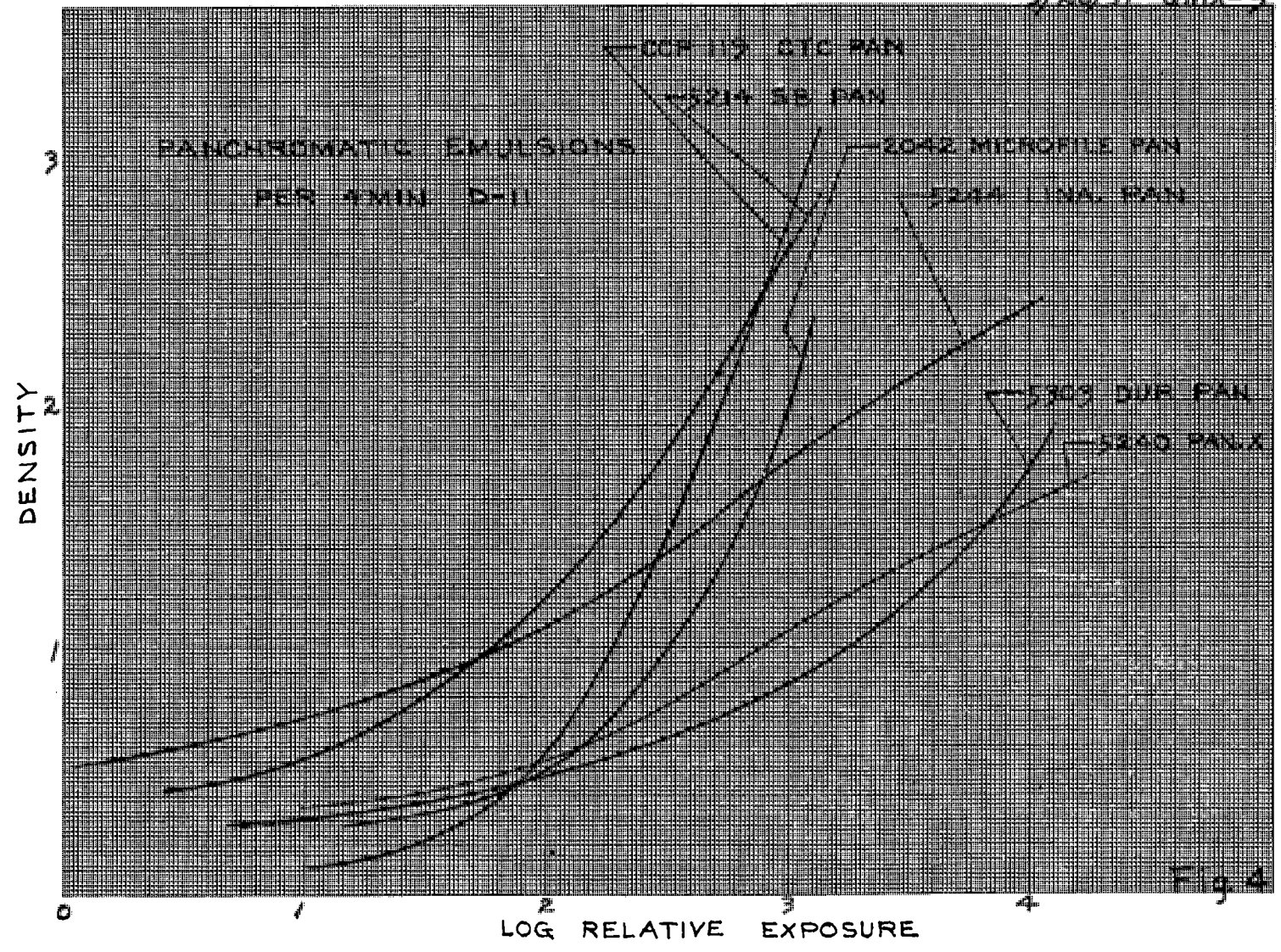
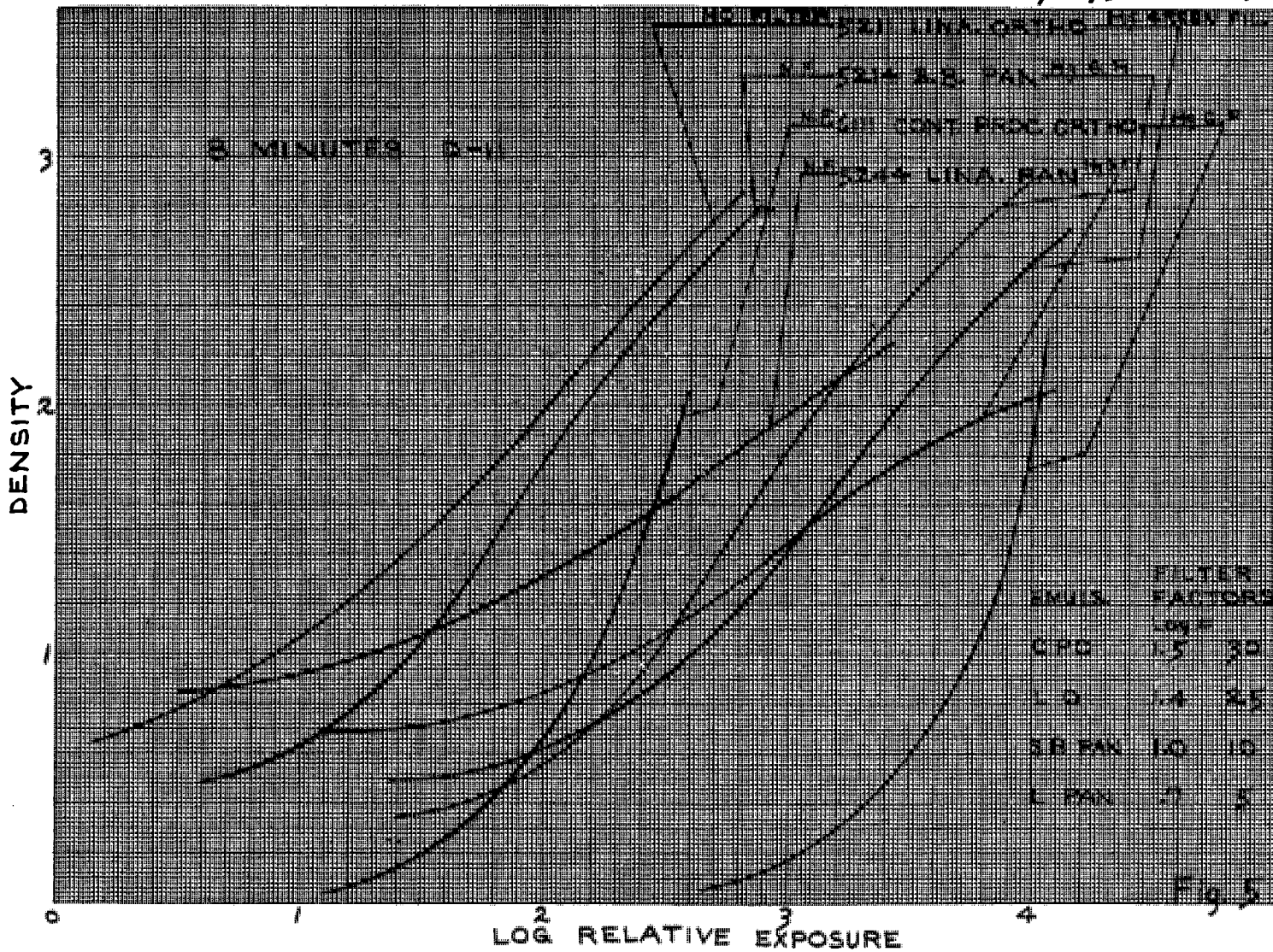


Fig. 4

3/20/51 GMX-9



-12-

APPROVED FOR PUBLIC RELEASE

APPROVED FOR PUBLIC RELEASE

Fig. 5

3/20/51 GMX-9

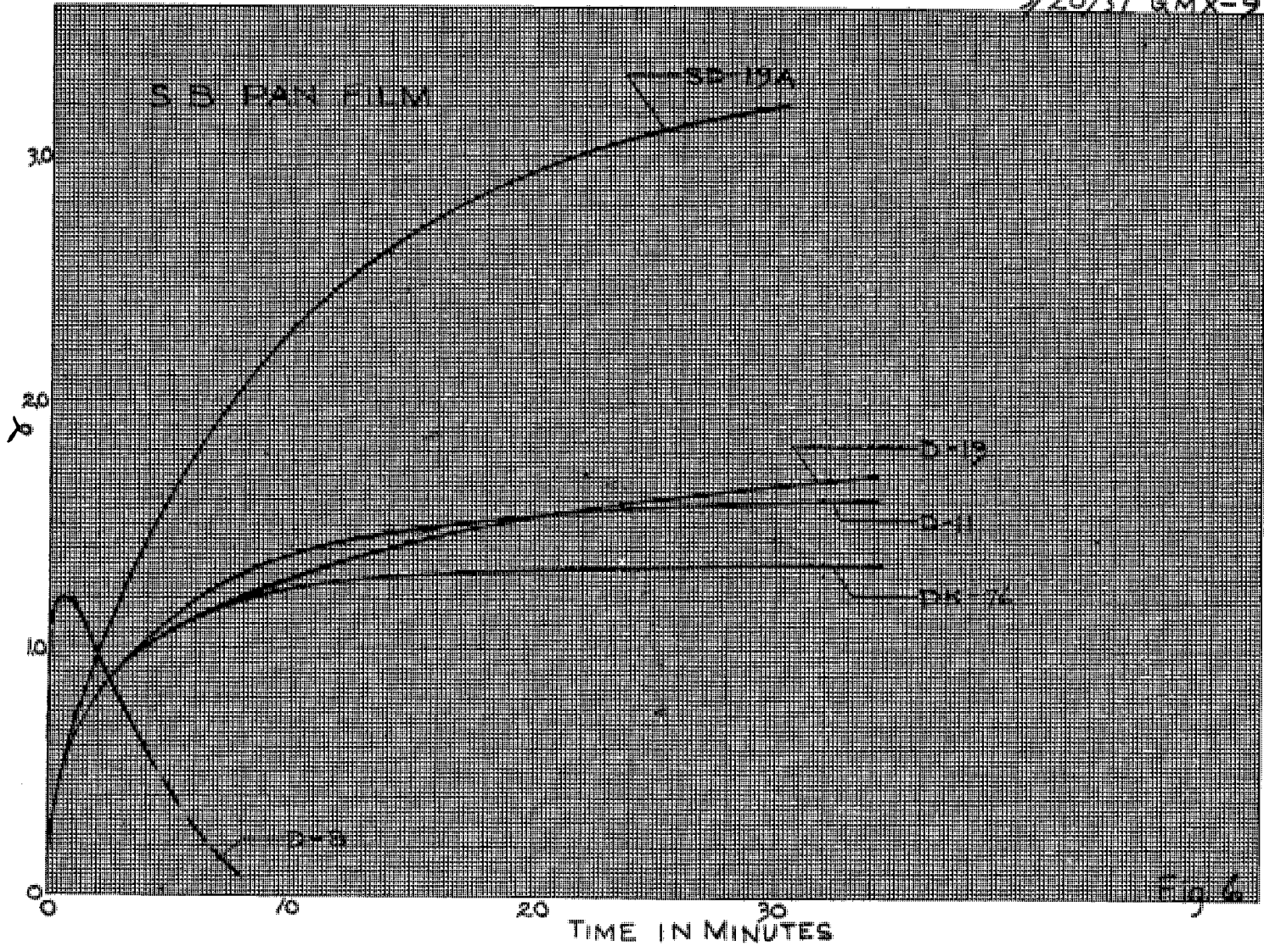


Fig 6

APPROVED FOR PUBLIC RELEASE

APPROVED FOR PUBLIC RELEASE



~~DO NOT DESTROY THIS
THIS COPY BEING SUBMITTED FOR
DECLASSIFICATION ACTION FOR
OR FOR INVESTIGATION AND RELEASE
DO NOT CITE OR QUOTE OUTSIDE OF "DIVISIC~~

DOCUMENT ROOM

REC. FROM 80

DATE 5-7-51

REC. NO. REC. _____