

UNCLASSIFIED

LOS ALAMOS
SCIENTIFIC LABORATORY
OF THE UNIVERSITY OF CALIFORNIA
LOS ALAMOS, NEW MEXICO

CONTRACT W-7405-ENG. 36 WITH THE
U.S. ATOMIC ENERGY COMMISSION

LOS ALAMOS NATIONAL LABORATORY



3 9338 00414 9950

UNCLASSIFIED

0170

SECRET

.....

UNCLASSIFIED



LOS ALAMOS SCIENTIFIC LABORATORY
of the
UNIVERSITY OF CALIFORNIA

Report written:
February 1956

PUBLICLY RELEASABLE

Per *Ernest Briggs* FSS-16 Date: 11-2-95
By *Maria Balagna* CIC-14 Date: 12-1-95

LA-1997 This document consists of 20 pages
of 253 copies, Series A.

MASS YIELDS FROM FISSION BY NEUTRONS
BETWEEN THERMAL AND 14.7 MEV


Classification changed to UNCLASSIFIED
by authority of the U. S. Atomic Energy Commission,
Per *H. F. Carroll* 12-17-57
V. Marting 1-23-58
By REPORT LIBRARY report written by:

Work done by:

- | | |
|----------------|-----------------|
| D. P. Ames | G. W. Knobeloch |
| J. P. Balagna | E. J. Lang |
| J. W. Barnes | M. A. Melnick |
| A. A. Comstock | C. O. Minkinen |
| G. A. Cowan | B. D. Pollock |
| P. B. Elkin | J. E. Sattizahn |
| G. P. Ford | C. W. Stanley |
| J. S. Gilmore | B. Warren |
| D. C. Hoffman | |

George P. Ford
James S. Gilmore

PHYSICS AND MATHEMATICS



UNCLASSIFIED

UNCLASSIFIED



PHYSICS AND MATHEMATICS

Report distributed: MAY 2 1956	LA-1997
Los Alamos Report Library	1-30
AF Plant Representative, Burbank	31
AF Plant Representative, Marietta	32
AF Plant Representative, Seattle	33-34
AF Plant Representative, Wood-Ridge	35
Aircraft Laboratory Design Branch	36
ANP Project Office, Fort Worth	37
Alco Products, Inc.	38
Argonne National Laboratory	39-42
Armed Forces Special Weapons Project (Sandia)	43
Army Chemical Center	44
Atomic Energy Commission, Washington	45-47
Battelle Memorial Institute	48
Bettis Plant (WAPD)	49-52
Brookhaven National Laboratory	53-55
Bureau of Ships	56
Chicago Patent Group	57
Chief of Naval Research	58
Columbia University (Havens)	59
Combustion Engineering, Inc. (CERD)	60
Convair-General Dynamics Corporation	61
Department of the Navy-Op-362	62
Directorate of Research (WADC)	63
Dow Chemical Company (Rocky Flats)	64
duPont Company, Alken	65-67
Engineer Research and Development Laboratories	68
Foster Wheeler Corporation	69
General Electric Company (ANPD)	70-73
General Electric Company, Richland	74-81
Goodyear Atomic Corporation	82-83
Hanford Operations Office	84
Headquarters, Air Force Special Weapons Center	85
Iowa State College	86
Knolls Atomic Power Laboratory	87-90
Mound Laboratory	91
National Advisory Committee for Aeronautics, Cleveland	92
National Bureau of Standards	93
Naval Medical Research Institute	94
Naval Research Laboratory	95-96
New Brunswick Area Office	97
New York Operations Office	98-99
New York University	100
North American Aviation, Inc.	101-103
Nuclear Development Associates, Inc.	104
Nuclear Metals, Inc.	105
Patent Branch, Washington	106
Phillips Petroleum Company (NRTS)	107-110
Powerplant Laboratory (WADC)	111
Pratt & Whitney Aircraft Division (Fox Project)	112
Princeton University	113
Sandia Corporation	114
Sylvania Electric Products, Inc.	115
Union Carbide Nuclear Company (C-31 Plant)	116
Union Carbide Nuclear Company (K-25 Plant)	117-118
Union Carbide Nuclear Company (ORNL)	119-124
USAF Project RAND	125
U. S. Naval Postgraduate School	126
U. S. Naval Radiological Defense Laboratory	127
UCLA Medical Research Laboratory	128
University of California Radiation Laboratory, Berkeley	129-130
University of California Radiation Laboratory, Livermore	131-133
University of Rochester	134
Vitro Engineering Division	135
Wright Air Development Center (WCOSI-3)	136
Yale University	137
Technical Information Service, Oak Ridge	138-252
Special Distribution:	
Manager, SFO (Russell Ball)	253

UNCLASSIFIED

UNCLASSIFIED



 3110


ABSTRACT

Radiochemically determined mass-yield curves are given for the fission of U^{235} and U^{238} by 14.7-Mev neutrons. Symmetric and to a less extent, very asymmetric modes of fission are more probable at that energy than in thermal fission. Yields of four fission products from the fission of U^{235} have been measured as a function of neutron energy in the range thermal to 14-Mev.

The yields of eleven masses have been measured from the fission of Np^{237} by degraded fission spectrum neutrons. The mass-yield curve is similar to that from the thermal fission of Pu^{239} with a ratio of peak to valley yields of approximately 175.

Relative yields of one peak fission product and four valley fission products have been determined under the following conditions: fission of U^{235} and Pu^{239} with thermal neutrons; fission of U^{235} , Pu^{239} and U^{238} with fission spectrum neutrons; and fission of U^{235} and Pu^{239} with the intermediate neutron spectrum at the center of the Los Alamos Fast Reactor. Absolute yields of Mo^{99} have been determined from the fission of U^{233} , U^{235} , and Pu^{239} with thermal neutrons.

3-4



 3110

UNCLASSIFIED



 5110

UNCLASSIFIED

I. INTRODUCTION

Fission has been observed in a wide variety of nuclides over a large range of excitation energies. For thermal fission, symmetric splitting and very asymmetric splitting are both highly improbable. When fission yield is plotted against mass number (mass-yield curve), the familiar double-peaked curve is obtained with a deep valley between the peaks. In general the mass-yield curves vary with fissioning nuclide and with excitation energy. This paper presents mass-yield curves for the fission of U^{235} and U^{238} with 14.7-Mev neutrons. Yields of some of the fission products that are indicative of the energy dependence of the yield curve have been measured for neutron energies between thermal and 14.7 Mev. In addition, representative fission yields for Np^{237} and certain valley nuclide fission yields for U^{235} , U^{238} , and Pu^{239} are given for fissions induced by various neutron spectra similar to those met in reactor technology. The method used was a radiochemical comparison of these yields with yields from the thermal fission of U^{235} .

In fission at relatively low excitation energies, the fission products are β^- unstable. The primary fission fragments for a given mass chain do not all have the same nuclear charge. For any one mass chain some nuclear charge will be formed with highest yield, and there will be appreciable contributions from charges different by one, smaller contributions from charges different by two, and so forth. The percent of fissions resulting in the direct formation of a nuclide is defined as its independent yield. The independent yield of a nuclide plus the independent yields of its predecessors is its cumulative yield. The sum of all independent yields of a given mass is the total chain yield. In order to measure a total chain yield by radiochemical methods, it is desirable to analyze for a late member of the chain. The last radioactive member is best, but practical considerations may rule against this choice.

0110


UNCLASSIFIED



II. GENERAL PROCEDURES

A. Radiochemistry


In the radiochemical assays, an inactive carrier of the element for which an analysis was being made was added to an aliquot of the solution containing fission products. After steps to encourage exchange, the element was separated chemically from other elements present, weighed as some suitable compound to determine chemical yield, and then mounted for counting. Details of the chemical and counting procedures are given in a report by Jacob Kleinberg et al.¹ Methane flow beta proportional counters^{2,3,4} were used for all determinations except that of Cs¹³⁶, which was counted on a sodium iodide scintillation counter. The decay of samples was followed to check radiochemical purity and to resolve mixed activities in those cases where more than one isotope of the same element contributed to the counting rate. Counting rates were corrected for chemical yield, decay, and self-absorption to obtain activities at the end of irradiation.

B. Treatment of Data

Records of neutron intensity as a function of time were used to correct activities for decay during irradiation. The following treatment applies to all of the cases dealt with in this work. Consider the case of a two-member mass chain for which no chemical separations were made until less than 0.1% of the parent remained. Let k_1 be the fraction of the yield produced as the parent, while $k_2 = 1 - k_1$, the fraction of the yield produced directly as the daughter. It can be shown that for the daughter, the correction for decay during irradiation differs from the case of the one-member chain only by division by the factor $k_1 + (k_2 \lambda_1)/(\lambda_1 - \lambda_2)$ where λ_1 and λ_2 are the decay constants of the parent and daughter. For many fission product chains, corrections for decay during irradiation were made as if the nuclides were formed directly in fission since $\lambda_1 \gg \lambda_2$ and $k_1 + (k_2 \lambda_1)/(\lambda_1 - \lambda_2)$ is near unity. Where there are no known predecessors we have assumed this to be the case. The few cases requiring information on the values of k_1 and k_2 will be discussed later.

All yields that we report were determined by the comparison method except some absolute yields of Mo⁹⁹. To avoid absolute beta-counting we compare all other fission yields with the yields from thermal neutron fission of U²³⁵. We measure the ratio of a fission product activity to the activity of the peak nuclide Mo⁹⁹ which we have chosen as standard. If s denotes the standard and x denotes any other fission product, then

$$\frac{A_x}{A_s} = \frac{\epsilon_x \lambda_x y_x}{\epsilon_s \lambda_s y_s} \quad (1)$$





UNCLASSIFIED

A is a counting rate, or activity, obtained as explained under Radio-chemistry, and further corrected for decay during irradiation, ϵ is the fraction of the disintegrations that are counted, and y is the fission yield. If A_x/A_s is measured for U^{235} thermal neutron fission and also for fission under some other conditions (different fissioning nuclide or different excitation energy), then we define a quantity R as follows:

$$R = \frac{A'_x/A'_s}{A_x/A_s}, \quad (2)$$

where the unprimed activities refer to thermal neutron fission of U^{235} and the primed activities to any other kind of fission. From equations (1) and (2) it follows that

$$y'_x = y_x \frac{y'_s}{y_s} R. \quad (3)$$

Equation (3) is used to calculate cumulative and independent yields. The chief disadvantage of this method is that the yields are no more accurate than the assumed thermal neutron mass-yield curve. The U^{235} yields, y_x , were selected from references 5 through 10 and are given in Table III. For valley yields of less than 1% we have assumed that the mass-yield curve is symmetrical about mass 117.

The yield of Mo^{99} from thermal fission, y_s , and the yields at other energies for U^{235} and U^{238} , y'_s , were determined by Terrell et al.⁵ For fission by neutrons of less than fission-spectrum energy we have assumed that the Mo^{99} yield, y'_s , has not changed from thermal fission of the same nuclide, and y'_s for Np^{237} is the same as for thermal U^{235} . The thermal yield of Mo^{99} from Pu^{239} is from this work.

III. EXPERIMENTS AND RESULTS

A. Absolute Yields of Mo^{99}

Irradiations to determine the absolute cumulative yield of Mo^{99} were made in the thermal column of the Los Alamos Homogeneous Reactor. A small sample of fissionable material was placed between two monitor foils of the same material in an argon-filled twin-chamber fission counter.¹¹ Fissions in the monitors were counted during irradiation so that the fissions occurring in the sample could be calculated.



UNCLASSIFIED



The fission pulse spectra, as recorded with a 100-channel pulse height analyzer,¹² were used to estimate the small number of fission pulses lost below the bias of the counters. Since the sample was separated from each monitor by a 0.017 cm aluminum mounting plate and the 0.0013 cm platinum backing of the foil, the flux in the sample was assumed to be the same as in the monitors.

Monitor foils were prepared by electrodepositing the following approximate weights of fissionable material on a 2.54 cm diameter platinum disc: for U²³⁵, 0.060 μ g; for U²³³, 0.035 μ g; and for Pu²³⁹, 0.100 μ g. The samples for the U²³⁵ irradiation were approximately 6 mg of oxide on a 0.025 cm thick by 2.54 cm diameter nickel backing. Samples of U²³³ (1 mg) and Pu²³⁹ (10 mg) were prepared on 0.0025 cm thick nickel backings. A 0.0025 cm thick nickel foil was placed over the sample and crimped around the edge. After irradiation the entire package was dissolved for analysis. Mo⁹⁹ was separated and counted on a beta proportional counter which had been calibrated for absolute beta-counting. The relative amounts of fissionable isotope in the solution and on the monitor plates were determined by alpha counting for U²³³ and Pu²³⁹, and by comparison fission counting for U²³⁵.

The procedure used to calibrate the beta counter was to count freshly separated Mo⁹⁹ of high specific activity (40,000 disintegrations per minute in less than 10 μ g of solids) in a 4 π -geometry counter. The effect of the 6-hour Tc⁹⁹ daughter was subtracted by a least squares solution of the growth and decay curve. A second aliquot was processed and beta counted in the usual way to determine the ratio of counts to Mo⁹⁹ disintegrations. Although a period of two years elapsed between the calibration of the beta proportional counter and these absolute yield measurements, a UX reference standard showed negligible change during this time.

The results of our measurements agree reasonably well with those of other investigators as shown in Table I. Three measurements were made on U²³³, six on U²³⁵, and four on Pu²³⁹. For each measurement four assays were made for Mo⁹⁹. The errors quoted are larger than the standard deviations of the results (1%) to allow a reasonable margin for systematic errors which we are unable to estimate. If these yields were considered on a relative rather than an absolute basis, the errors would of course be smaller.






TABLE I

Absolute Cumulative Yields of Mo^{99} from Thermal Neutron Fission
(in %)

	U^{233}	U^{235}	Pu^{239}
This paper	4.96 ± 0.15	6.25 ± 0.19	6.02 ± 0.18
NNES ⁶	4.7	6.2	6.1
Terrell ⁵		6.14 ± 0.16	
Reed ⁷		5.98 ± 0.18	
Steinberg ¹³	5.1		

B. Thermal Irradiations

Thermal activity ratios for use in the comparison method were determined from highly enriched samples of U^{235} irradiated in the thermal columns of the Los Alamos Fast Reactor and the Los Alamos Homogeneous Reactor. The cadmium ratios of the neutron spectra (activity of a bare indium detector divided by the activity of the same detector sheathed in cadmium) were 500 to 1.

Cumulative thermal yields for four valley nuclides from thermal fission of Pu^{239} are included in Table V. From experience, the standard deviations on these analyses are approximately 2%.

C. Fission Product Yields as a Function of Neutron Energy

R values were determined for Ag^{111} , Cd^{115} , Cs^{136} , and Ce^{143} from the fission of U^{235} with neutrons of known energy. Approximately 25-gram samples of enriched U^{235} were irradiated at the two Los Alamos Van de Graaff accelerators, using the p-t and d-d reactions as neutron sources. The spread in neutron energies for the 1.2- and 8.1-Mev irradiations was approximately 0.4 Mev; for the 5-Mev irradiation it was approximately 1 Mev. Mo^{99} , Ag^{111} , and Cd^{115} were also determined from the fission of uranium of normal isotopic composition with 8.1-Mev neutrons. There was one irradiation at each energy, and only the molybdenum, cadmium, silver, and cerium analyses were made in duplicate. Fission yields, y^i were based on the Mo^{99} yields, y_s^i , reported by Terrell. In neither case was it necessary to correct for the fissions in the other fissionable isotopes. The cumulative yields from these measurements are given in Table II. The errors of the R values used in equation (3) should be less than 5%.




TABLE II

Cumulative Fission Yields from U^{235} and U^{238} as a Function of Neutron Energy

Neutron Energy	Cumulative Fission Yield, %				
	Ag ¹¹¹	Cd ¹¹⁵	Cs ¹³⁶	Ce ¹⁴³	
U^{235}	Thermal	0.0143 ^a	0.0104 ^a	0.0062 ^a	5.7 ^a
	1.2 Mev		0.019		
	5 Mev	0.11	0.097	0.032	4.61
	8.1 Mev	0.30	0.26		
	14.7 Mev	0.92	0.89	0.24	3.72
U^{238}	8.1 Mev	0.24	0.15		
	14.7 Mev	0.87	0.71	0.029	

a - from Col. 2, Table III.

D. 14.7 Mev Neutron Fission of U^{235} and U^{238}

These irradiations were made at the Los Alamos Cockcroft-Walton accelerator, using neutrons from the d-t reaction. The estimated average energy of the neutrons was 14.7 Mev, with a spread from 13.4 to 15.2 Mev. For U^{235} approximately 6-gram samples of highly enriched metal were placed as close as possible to the tritium target. Since the R values are independent of uncertainty in the thermal mass-yield curve, they are shown in Table III. Most of the errors shown are statistical, to indicate the precision of the results rather than to include any systematic error. They have been calculated from the standard deviation of the mean of the activity ratios by the usual rules for propagation of errors. For Sb^{126} , 129 and Eu^{156} the results are based on too few determinations to warrant this treatment.

The cumulative yields in Table III were calculated by equation (3). Terrell's yields for Mo^{99} were used for y'_s/y_s . Our yields, of course, reflect any errors in the thermal fission yields (y_x) given in the table.

The R values, yields, and fractional chain yields of three shielded nuclides from U^{235} fission are shown in Table IV. These yields represent independent formation and may enable us to conclude something about the distribution of nuclear charge in fission.

Charge distribution enters the calculation of yields in two ways: first, in some of the R values, where k_1 and k_2 must be estimated for the decay correction; second, in calculation of total chain yields from cumulative yields. Since the charge distribution in fission changes rapidly by beta decay, it is not nearly as well known as the mass distribution. Glendenin, Coryell, and Edwards¹⁴ introduced the hypothesis that for all mass numbers the charge distribution should be described by the same smooth symmetric curve. Applying this criterion to thermal fission yields, they rejected several theories and proposed the empirical hypothesis of equal charge displacement.

TABLE III

Fission Yields from 14.7-Mev Neutron Induced Fission

Nuclide	U ²³⁵				U ²³⁸	
	Thermal yield, %	R	Cumulative yield, %	Estimated total yield, %	R	Cumulative yield, %
2.4-hr Br ⁸⁹	0.62	2.5 ± 0.2	1.30	1.30		
54-day Sr ⁸⁹	4.78	1.09 ± 0.01	4.38	4.38	0.69 ± 0.01	3.0
9.7-hr Sr ⁹¹	5.07	0.99 ± 0.02	4.19	4.19		
17-hr Zr ⁹⁷	5.50	1.05 ± 0.01	4.87	4.96	0.94 ± 0.01	4.8
67-hr Mo ⁹⁹	6.14		5.17	5.17		5.7
40-day Ru ¹⁰³	2.85	1.38 ± 0.01	3.31	3.31		
36-hr Rh ¹⁰⁵	0.92	2.41 ± 0.14	1.86	1.86	3.98 ± 0.08	3.4
1-year Ru ¹⁰⁶	0.345	4.86 ± 0.04	1.41	1.41		
13.4-hr Pd ¹⁰⁹	0.024	51.0 ± 0.4	1.03	1.03		
7.5-day Ag ¹¹¹	0.0143	76.3 ± 0.8	0.92	0.92	65.8 ± 0.9	0.87
21-hr Pd ¹¹²	0.0127	94.7 ± 0.8	1.01	1.05		
53-hr Cd ¹¹⁵	0.0115	101.4 ± 1.5	0.89	0.89	74 ± 3	0.71
27-hr Sn ¹²¹	0.0115	96. ± 3.	0.93	0.93	69 ± 2	0.73
10-day Sn ¹²⁵	0.024	74.6 ± 1.4	1.51	1.55	36 ± 1	0.83
9-hr Sb ¹²⁸	0.046	38. ± 2	1.47	1.47		
95-hr Sb ¹²⁷	0.110	20.6 ± 0.3	1.9	1.9	14.1 ± 0.4	1.43
4.2-hr Sb ¹²⁹	0.92	2.7 ± 0.3	2.1	2.4		
8-day I ¹³¹	2.97	1.62 ± 0.03	4.05	4.05		
77-hr Te ¹³²	4.45	1.13 ± 0.03	4.23	4.91	1.14 ± 0.05	4.7
21-hr I ¹³³	6.62			5.5 a		
52-min I ¹³⁴	7.81			5.8 a		
6.7-hr I ¹³⁵	6.4			5.5 a		
85-min Ba ¹³⁹	6.5	0.89 ± 0.04	4.87	4.97		
12.8-day Ba ¹⁴⁰	6.3	0.86 ± 0.02	4.58	5.05	0.79 ± 0.02	4.6
33-hr Ce ¹⁴³	5.7	0.77 ± 0.01	3.72	3.72		
280-day Ce ¹⁴⁴	4.90	0.69 ± 0.02	2.75	3.11	0.75 ± 0.03	3.4
15-day Eu ¹⁵⁸	0.027	4.6 ± 0.2	0.11	0.11	8.1 ± 0.3	0.22

a - from reference 17

TABLE IV:

Yields of Shielded Nuclides from 14.7-Mev Neutron Fission of U²³⁵ and U²³⁸

Nuclide	U ²³⁵			U ²³⁸		
	R	Yield, %	Fraction of chain	R	Yield, %	Fraction of chain
35.9-hr Br ⁸²	44 + 2	0.0015	0.0016	5.1 ± 0.2	0.029	0.0052
23-hr Nb ⁹⁶	6 + 1	0.0029	0.00059			
13-day Cs ¹³⁶	46.0 ± 0.5	0.24	0.045			

Pappas¹⁵ has proposed that equal charge displacement applies before neutron emission. To calculate an independent yield by his method, given A and Z, first calculate

$$Z_p = Z_{A+n} - 1/2(Z_{236-A-n} + Z_{A+n} - 92). \quad (4)$$

Z_{A+n} and Z_{236-A-n} are from the lines of maximum stability given by Coryell.¹⁶ Z_{A+n} and Z_{236-A-n} are often called the "most stable charge," and Z_p "the most probable charge." Next, read the fraction of the chain from the empirical curve of fractional yields plotted against chain position (Z - Z_p), Fig. 1. For thermal fission Pappas assumed n = 1, i.e., that one neutron was emitted per fragment.

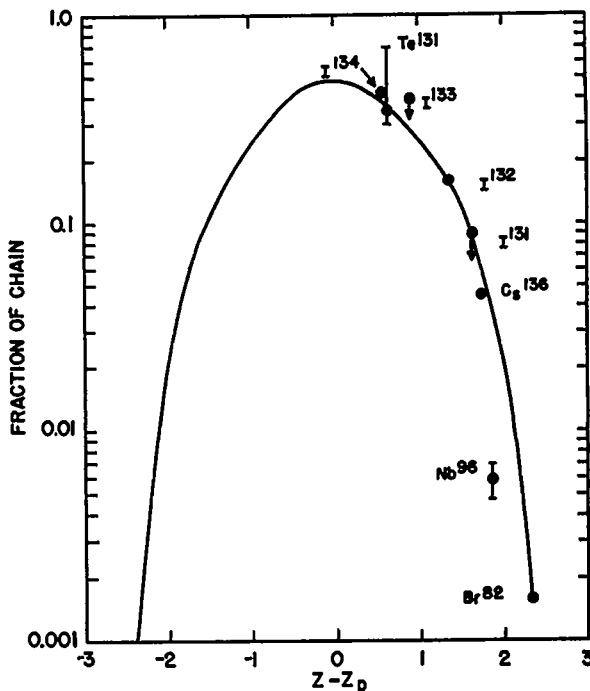


Fig. 1. Variation of yield with nuclear charge for 14.7-Mev neutron fission of U²³⁵, ↓, upper limit. The curve is from Ref. 15. Iodine and tellurium isotopes are from Ref. 17.

This hypothesis has been extended in the present study to 14.7-Mev fission. It was found that the best fit of the data was obtained with n = 3 for the heavy peak nuclides, and n = 2 for light ones. The evidence is shown in Fig. 1, where the fractional chain yields of the shielded nuclides are compared with Pappas' curve. We have also shown the data on fractional chain yields of various Te and I nuclides measured by Wahl.¹⁷ Nb⁹⁶ does not fit the curve for either thermal or 14.7-Mev fission. It is interesting, however, that the equal charge displacement would predict the measured R value.

Using the independent yields from this charge distribution, we return to the calculation of R for those cases where the nuclides had a parent of appreciable half life. For Rh¹⁰⁵ and Sb¹²⁶ the two values for the decay

correction factor for thermal and 14.7-Mev fission differ by less than 1%. For Br^{83} , isomerism of the predecessors prevents the use of the charge distribution curve in estimating k_1 and k_2 . Therefore, the true R value may be 2.5 ± 0.5 . The error given in Table III does not include this effect. Fractional chain yields measured by Wahl were used to calculate the decay correction for I^{131} , and the error includes Wahl's errors for k_1 and k_2 .

Total chain yields for 14.7-Mev fission of U^{235} , calculated from the cumulative yields and the equal charge displacement hypothesis, are shown in the fifth column of Table III.

The R values and yields from 14.7-Mev fission of U^{238} are shown in the last two columns of Table III. These were determined by duplicate analyses of two normal uranium irradiations. In each case the error we quote is greater than the spread of results and is estimated from experience. For Cs^{136} it was necessary to correct the activity ratio for the contribution from U^{235} fission. Since the yield of only one shielded nuclide (Cs^{136} , Table IV) is not necessarily indicative of the charge distribution, no total chain yields have been calculated for 14.7-Mev fission of U^{238} .

E. U^{235} , U^{238} , and Pu^{239} Fission Induced by Degraded Fission Spectrum Neutrons

In one series of experiments Pu^{239} and uranium metal highly enriched in U^{235} were irradiated in Port 5W, the most energetic spectrum available in the Los Alamos Fast Reactor. Activity ratios relative to Mo^{99} were measured for Pd^{109} , Ag^{111} , Pd^{112} , and Cd^{115} . In a second series of experiments we attempted to use fission spectrum neutrons. The same nuclides were determined for U^{235} , U^{238} , and Pu^{239} irradiated in a highly enriched U^{235} metal capsule. The walls of the capsule were sufficiently thick (0.397 cm) to remove all of the incident thermal neutrons. There was, however, a small contribution from fission neutrons that had been scattered and somewhat degraded in the graphite stringer and the aluminum metal cooling block surrounding the capsule. From experience the errors of the activity ratios should be less than 3%. The yields given in Table V have been calculated using equation (3). For U^{235} and Pu^{239} we have assumed that the yield of Mo^{99} , y^1 , is the same as thermal fission. For U^{238} we have used the data of Terrell et al.,⁵ to estimate the Mo^{99} yields as 6.32%.

TABLE V

Yields of Valley Elements from Fission by Various Neutron Spectra

Type of Fission	Fission Yield, %			
	Pd^{109}	Ag^{111}	Pd^{112}	Cd^{115}
U^{235} , thermal neutrons	0.024 ^a	0.0143 ^a	0.0127 ^a	0.0104 ^a
U^{235} , degraded fission spectrum	0.053	0.022	0.020	0.017
U^{235} , capsule neutrons	0.115	0.053	0.052	0.045
U^{238} , capsule neutrons	0.252	0.059	0.058	0.036
Pu^{239} , thermal neutrons	1.56	0.200	0.120	0.034
Pu^{239} , degraded fission spectrum	1.48	0.237	0.127	0.045
Pu^{239} , capsule neutrons	1.60		0.177	0.075

a - from Col. 2, Table III

hypothesis predicts fractional chain yields at Sn of 0.08 for thermal and 0.29 for 14.7-Mev fission, a preference of higher spin states for independent formation implies a higher R value for the 10-day isomer than for the 9.5-minute isomer. The yield calculated assuming equal R values is too high, in accordance with Biller's observation and the charge distribution hypothesis. For the mass 83 chain, similar considerations applied to the 67-second and 25-minute Se predecessors of Br^{83} would, through the decay correction, make the R value too high.

We have no explanation for the trend, increasing with energy, for Pd^{112} to be above the smooth curve. It is also above the curve for capsule fission of U^{238} (Fig. 3). For the photofission of U^{238} Richter and Coryell²⁰ obtained a similar result, whereas Schmitt and Sugarman,²¹ who analyzed for Ag^{112} rather than Pd^{112} , did not. Turkevich and Niday²² assayed for Pd^{112} in the pile neutron fission of Th^{232} and obtained a value that could be interpreted as being above their smooth curve.

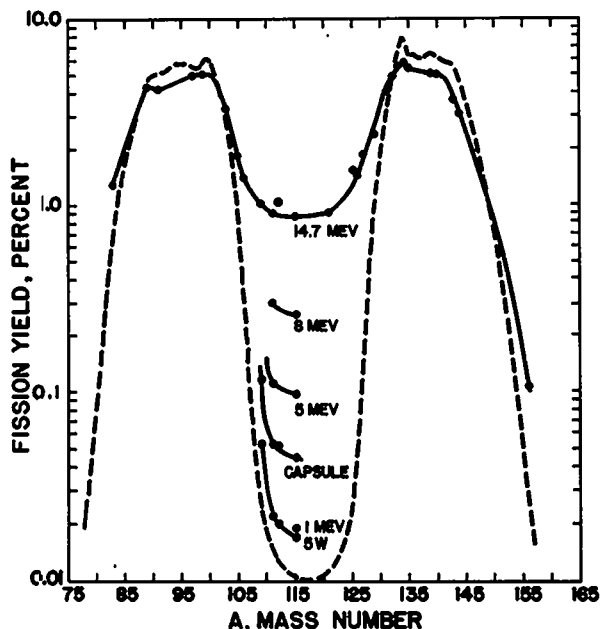


Fig. 2. U^{235} neutron fission yields. The dashed curve is for thermal neutrons.

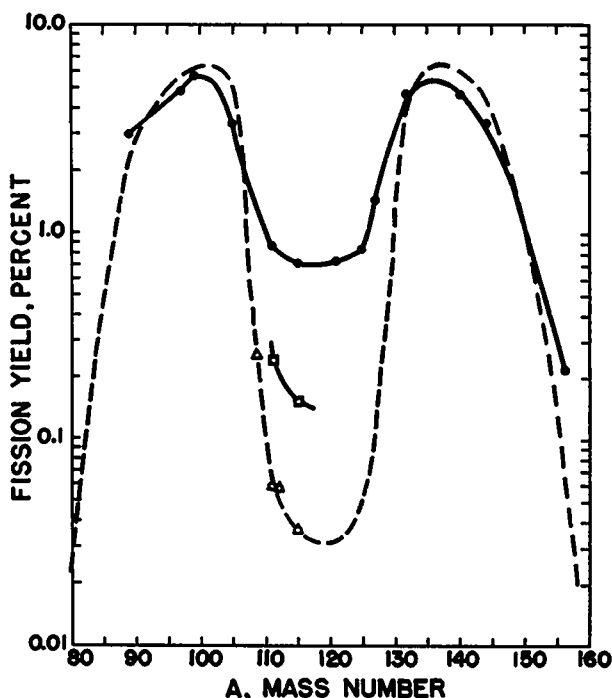


Fig. 3. U^{238} fission yields with fission spectrum neutrons (--- Ref. 24), Δ capsule neutrons, \square 8.1-Mev neutrons, \bullet 14.7-Mev neutrons.

The mass-yield curves for 14.7-Mev fission of U^{235} and U^{238} are shown in Figs. 2 and 3. In both instances symmetric and very asymmetric fissions are more probable than for thermal or low-energy fission. It is also apparent that the heavy peaks have shifted toward lower mass number, whereas the positions of the light peaks appear unchanged.

For the U^{235} curve, the sum of masses on opposite sides of the valley and with the same yield is about four less than the mass number of the compound nucleus U^{236} . The same sum of the wings is 2.5 to 4.7 less than 236. This method has been used to estimate neutron emission associated with certain regions of fission yield curves.²³ Although the exact significance of this procedure is not clear, we wish to compare it with the n from charge distribution, equation (4), where we attribute three neutrons to the heavy peak and two to the light peak. Extra neutron emission from the heavy fragment is a possible explanation for the shift of the heavy peaks toward lighter mass. The apparent insensitivity of the light peak to energy change is not consistent with this point; however, it should be pointed out that some shift in the light peak could be obscured by the rising valley, and that our choice of $n = 2$ for the light peak is based on only one independent yield, that of Br^{82} .

It has been noted that the heavy peak is insensitive to fissioning nuclide for low excitation energies.²⁴ A comparison of peak yields from 14.7-Mev fission in Table V shows that the heavy peak yields are nearly the same for U^{235} and U^{238} , whereas the light peak reflects the difference in the fissioning nuclides as in lower energy fission.

Wahl has found that the fine structure around mass 134 is less in 14.7-Mev fission of U^{235} than in thermal fission. We have insufficient data to draw any conclusion about the complementary spike around mass 100. There appears to be some fine structure near mass 90.

Newton²⁵ has made yield measurements for 37.5-Mev alpha-particle induced fission of Th^{232} . The compound nucleus, with 33-Mev excitation, has the same mass number and excitation as would result from 28-Mev neutrons on U^{235} . Newton's results are qualitatively in the direction that our results indicate for 28-Mev neutron fission of U^{235} . However, it should be pointed out that a fission-yield curve is an average over several states of angular momentum, and that there is no reason to believe that their relative abundances will necessarily be the same for alpha-particle irradiations of Th^{232} as for neutron irradiations of U^{235} .

Yields of the valley nuclides Ag^{111} and Cd^{115} , as well as the shielded nuclide Cs^{136} , rise somewhat less than exponentially with neutron energy for U^{235} fission (Fig. 4). There is no evidence that the change of these yields with neutron energy is not smooth. There are not enough points, however, to determine if there is a break in the curve after the compound nucleus has sufficient energy to emit a neutron before fissioning. For U^{238} , the yields for near-symmetric fission are less than those from U^{235} for the same neutron energy, corresponding to the lower neutron binding energy.

The yields of two peak nuclides from U^{235} fission are shown as a function of neutron energy in Fig. 5. The yield of Mo^{99} , a light peak nuclide, does not decrease with increasing energy until the valley yields become appreciable, as is to be expected from the normalization requirement. The yield of Ce^{143} , on the other hand, decreases much more rapidly than that of Mo^{99} , indicating that the shift of the heavy peak to lower masses begins at relatively low energies. Schmitt and Sugarman²¹ found decreasing yields for Ba^{140} from the photofission of U^{238} as the maximum gamma-ray energy was increased from 7 to

21 Mev. This also may be interpreted as a shift of the heavy peak.

The fission product yields from the fission of Np^{237} with degraded fission-spectrum neutrons are compared with the mass-yield curves from thermal fission of Pu^{239} (Ref. 6) and fission spectrum fission of U^{238} (Ref. 24) in Fig. 6. The approximate energies of excitation for the three compound nuclei are 6.5, 6.4, and 7.6 Mev, respectively. The masses and charges are nearly the same, and fission yields are quite similar. The heavy peak from Np^{237} fission seems to be broader at the base than the other two.

The yields of the valley nuclides from fission of U^{235} (Fig. 2), U^{238} (Fig. 3), and Pu^{239} (Fig. 7) by various degraded neutron spectra represent the products of fission yields by relative fission cross sections averaged over the spectra. These yields show the beginning of the rise in the valley with increasing energy.

ACKNOWLEDGMENT

We wish to thank R. W. Spence, N. Sugarman, and A. Turkevich for many helpful suggestions and discussions.

We are indebted to J. G. Povelites and J. A. Northrup for the preparation of some of the foils used in the determination of absolute Mo^{99} yields.

We also wish to express our appreciation to the groups responsible for the operation of the Los Alamos reactors and accelerators for irradiating the fissionable materials.

UNCLASSIFIED

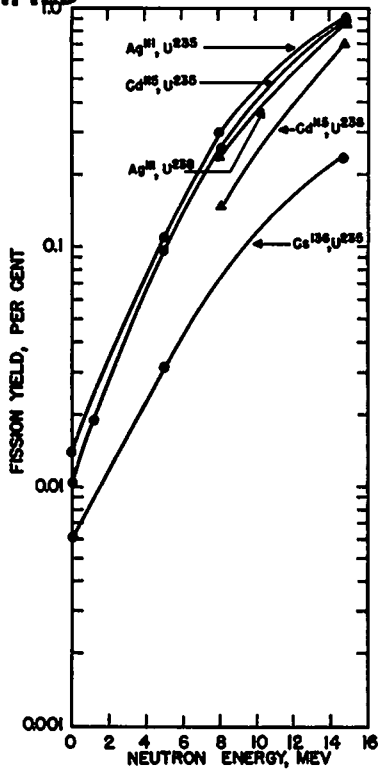


Fig. 4. Variation of fission yields with neutron energy; ● U²³⁵, ▲ U²³⁸.

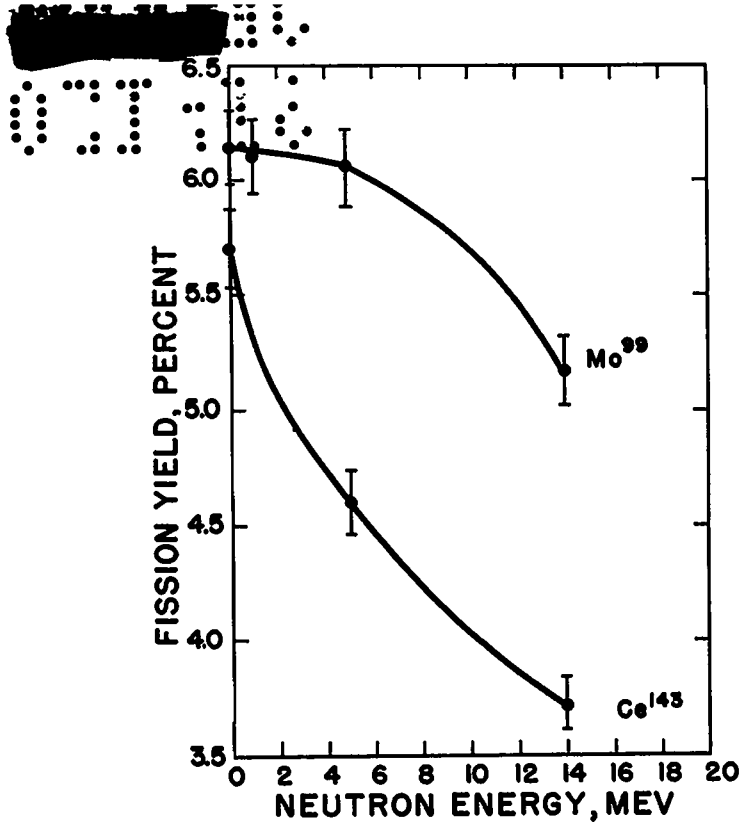


Fig. 5. Variation of Mo⁹⁹ (Ref. 5) and Ce¹⁴³ fission yields with neutron energy.

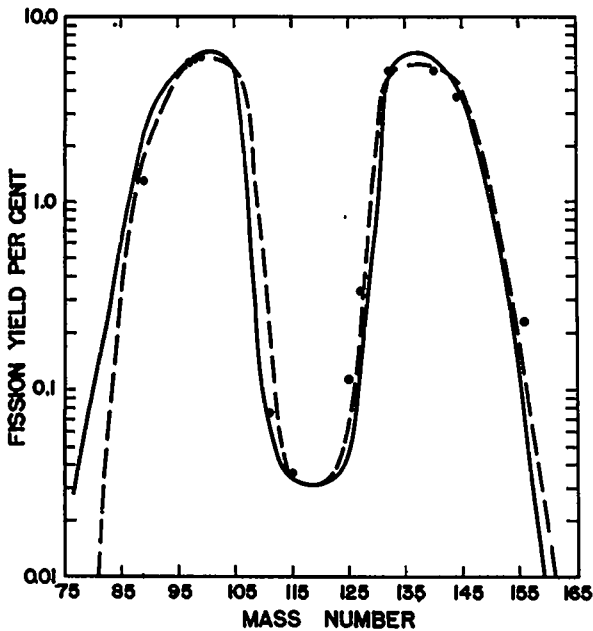


Fig. 6. Fission Yields; ● Np²³⁷, — U²³⁸, - - - Pu²³⁹.

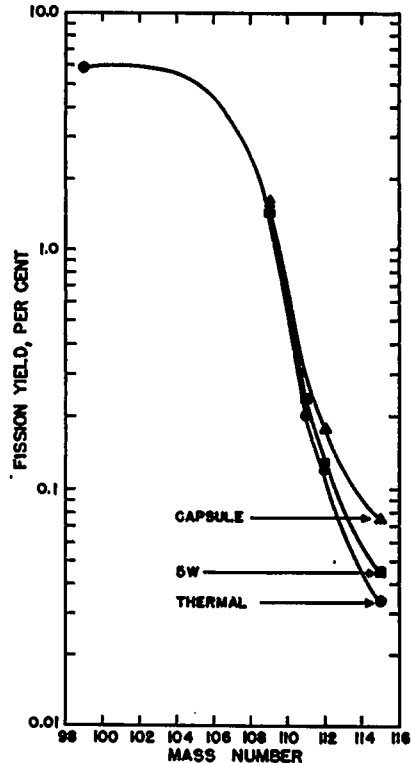





Fig. 7. Yields from Pu²³⁹ fission with various neutron spectra.

UNCLASSIFIED

UNCLASSIFIED


 REFERENCES


1. Kleinberg, J., Collected Radiochemical Procedures, Los Alamos Scientific Laboratory Report LA-1721 (1954).
2. Larkins, J. H., Thin Window Proportional Beta Chamber, Los Alamos Scientific Laboratory Report LA-1238 (1951).
3. Rexroth, V. G., Model PA-2 Pulse Amplifier, Los Alamos Scientific Laboratory Report LA-1239 (1951).
4. Kemp, E. L., Scaler Model SC-3, Los Alamos Scientific Laboratory Report LA-1207 (1950).
5. Terrell, J., Scott, W. E., Gilmore, J. S., and Minkinen, C. O., Yield of Mo⁹⁹ from Fission of U²³⁵ and U²³⁸, Phys. Rev. 92, 1091 (1953).
6. Coryell, C. D., and Sugarman, N., Radiochemical Studies: The Fission Products, National Nuclear Energy Series, Div. IV-9, Appendix B, Fission Yields, McGraw-Hill Book Co., Inc., New York (1951).
7. Reed, G. W. and Turkevich, A., Uranium-235 Thermal Neutron Yields, Phys. Rev. 92, 1473 (1953).
8. Hardwick, W. H., The Fission Yields of Ru¹⁰³ and Ru¹⁰⁶, Phys. Rev. 92, 1072 (1953).
9. Katcuff, S. and Rubinson, W., Yield of Xe¹³³ in the Thermal Neutron Fission of U²³⁵, Phys. Rev. 91, 1458 (1953).
10. Glendenin, L. E., Steinberg, E. P., Inghram, M. G., and Hess, D. C., Nuclear Structure in Fission, Phys. Rev. 84, 860 (1951).
11. Larkin, J. H., K Factor Fission Counter, Los Alamos Scientific Laboratory Report LA-1136 (1950).
12. Byington, P. W. and Johnstone, C. W., A 100 Channel Pulse Height Analyzer Using Magnetic Core Storage, Institute of Radio Engineers Convention Record, March 1955 (to be published).
13. Steinberg, E. P., Glendenin, L. E., Inghram, H. G. and Hayden, R. J., Fine Structure in U²³³ Fission, Phys. Rev. 95, 867 (1954).
14. Glendenin, L. E., Coryell, C. D. and Edwards, R. R., Distribution of Nuclear Charge in Fission, in Coryell, C. D. and Sugarman, N., Radiochemical Studies: The Fission Products, National Nuclear Energy Series, Div. IV-9, Paper 52, 489-516, McGraw-Hill Book Co., Inc., New York (1951).
15. Pappas, A. C., A Radiochemical Study of Fission Yields in the Region of Shell Perturbations and the Effect of Closed Shells in Fission, Massachusetts Institute of Technology, Laboratory of Nuclear Science Technical Report No. 63, September, 1953.

19

 APPROVED FOR PUBLIC RELEASE

UNCLASSIFIED

UNCLASSIFIED

16. Coryell, C. D., Beta Decay Energetics; Annual Review of Nuclear Science, Vol. 2 (Annual Reviews Inc., Stanford, California, 1953). Use Table II, p. 325.
17. Wahl, A. C., Independent and Relative Cumulative Yields of I^{131} , I^{132} , I^{133} , I^{134} , and I^{135} Formed in Fission of U^{235} by 14-Mev and Thermal Neutrons, Phys. Rev. (1955) (to be published).
18. Wahl, A. C., and Bonner, N. A., Genetic Relationships and Fission Yields of Members of Mass-115 Decay Chain, Phys. Rev. 85, 570 (1952).
19. Biller, W. F., The Characteristics of Bismuth Fission Induced by 340-Mev Protons, University of California Radiation Laboratory Report UCRL-2067, (1953).
20. Richter, H. G. and Coryell, C. D., Low Energy Photofission Yields for U^{238} , Phys. Rev. 95, 1550 (1954).
21. Schmitt, R. A., and Sugarman, N., Uranium Photofission Yields, Phys. Rev. 95, 1260 (1954).
22. Turkevich, A., and Niday, J. B., Radiochemical Studies on the Fission of Th^{232} with Pile Neutrons, Phys. Rev. 84, 52 (1951).
23. Steinberg, E. P., and Glendenin, L. E., Radiochemical Investigation of the Spontaneous Fission of Cm^{242} , Phys. Rev. 95, 431 (1954).
24. Keller, R. N., Steinberg, E. P. and Glendenin, L. E., Yields of Fission Products from U^{238} Irradiated with Fission Spectrum Neutrons, Phys. Rev. 94, 969 (1954).
25. Newton, A. S., The Fission of Thorium with Alpha Particles, Phys. Rev. 75, 17 (1949).

UNCLASSIFIED