

UNCLASSIFIED

CIC-14 REPORT COLLECTION
REPRODUCTION
COPY

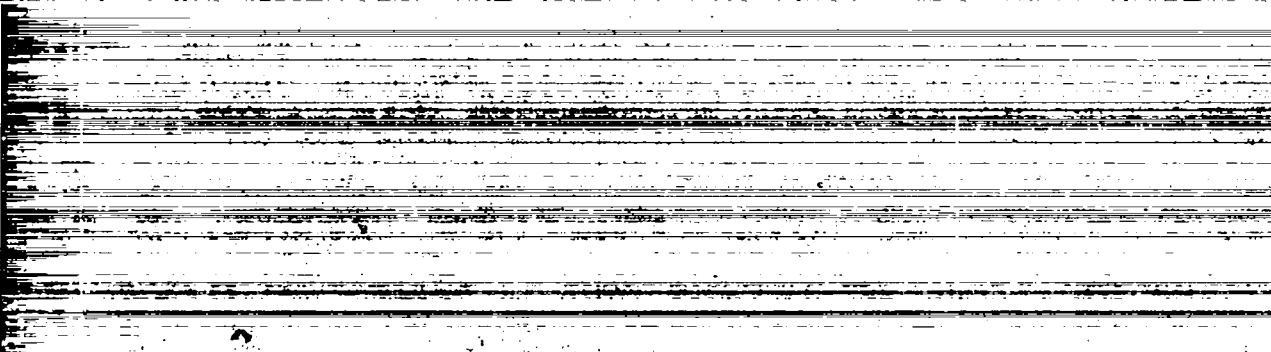
LA-2085
Copy No. C.3

AEC RESEARCH AND DEVELOPMENT REPORT

LOS ALAMOS SCIENTIFIC LABORATORY
OF THE UNIVERSITY OF CALIFORNIA ○ LOS ALAMOS NEW MEXICO

CRITICAL ASSEMBLY OF URANIUM METAL
AT AN AVERAGE U²³⁵ CONCENTRATION OF 16-1/4%

LOS ALAMOS NATIONAL LABORATORY
3 9338 00339 4862



This document contains Confidential Restricted Data
[Redacted]



UNCLASSIFIED

This document contains restricted data as defined in the Atomic Energy Act of 1954. Its trans-
mittal [Redacted] is prohibited.





UNCLASSIFIED

LA-2085
REACTORS--RESEARCH AND TESTING
(Distributed according to
M-3679, 18th edition)

This document consists of 28 pages
No. 3 of 50 copies, series A

LOS ALAMOS SCIENTIFIC LABORATORY
OF THE UNIVERSITY OF CALIFORNIA LOS ALAMOS NEW MEXICO

REPORT WRITTEN: October, 1956

REPORT DISTRIBUTED: January 28, 1957

PUBLICLY RELEASABLE
Per J. Brown, FSS-16 Date: 4-9-93
By Madeline Lujan CIC-14 Date: 1-10-96

CRITICAL ASSEMBLY OF URANIUM METAL
AT AN AVERAGE U²³⁵ CONCENTRATION OF 16-1/4%

Work done by:

- G. E. Hansen
- G. A. Jarvis
- G. A. Linenberger
- J. J. Neuer
- D. S. Young

Report written by:

J. J. Neuer

Classification changed to UNCLASSIFIED
by authority of the U. S. Atomic Energy Commission,

Per Jack H. Kahan 11-23-57

By REPORT LIBRARY M. Ryan 12-1-57

Contract W-7405-ENG. 36 with the U. S. Atomic Energy Commission



This document contains...
mittal



UNCLASSIFIED

0000000000

0000000000
0000000000

TOP SECRET

UNCLASSIFIED

ABSTRACT

A uranium metal critical assembly consisted of a 15 inch diameter core with an average U²³⁵ content of 16-1/4%, surrounded by a 3 inch thick natural uranium reflector. The critical mass was 692 kg of core material.


TOP SECRET³⁻⁴

[REDACTED]

UNCLASSIFIED

• •
•
•••••
•••••
•••••

•••••
•••••
•••••
•••••
•••••



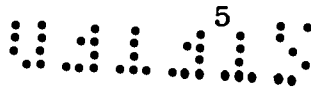
UNCLASSIFIED

CONTENTS


	<u>Page</u>
Abstract	3
Description	7
Critical Mass	9
Calibration	11
Rossi Alpha	12
Reactivity Contributions of Various Materials.	14
Fission Rate Distributions	16
Structural Effects.	16
Spectral Indices	19
Correlations with Data for Bare Assemblies at Higher U ²³⁵ Concentrations.	23

ILLUSTRATIONS

Fig. 1 Critical Assembly with Core Composition Averaging 16-1/4% U ²³⁵	8
Fig. 2 Control Disc Calibration (from Positive Pile Periods)	13
Fig. 3 Radial Fission-Rate Distributions on Median Plane	17
Fig. 4 Axial Fission-Rate Distributions (Detectors Imbedded in Tu)	18





UNCLASSIFIED



ILLUSTRATIONS (Continued)

	<u>Page</u>
Fig. 5 Detailed Axial U ²³⁸ Fission-Rate Distribution Showing Effect of Structure	20
Fig. 6 Spectral Indices on Median Plane as Functions of Radius	21
Fig. 7 Spectral Indices as Function of Axial Position (Detectors Imbedded in Tu)	22
Fig. 8 Critical Masses of Bare Uranium Spheres at Various U ²³⁵ Concentrations	25
Fig. 9 Central Spectral Indices of Bare Uranium Spheres as Functions of U ²³⁵ Concentration .	26
Fig. 10 $\Delta\alpha/\Delta k$ (Reciprocal Neutron Mean Life) for Bare Uranium Spheres vs U ²³⁵ Concentration. . .	27





Before this investigation, critical assemblies of undiluted uranium metal had average U^{235} concentrations ranging from 29 w/o to 94 w/o. ⁽¹⁾ With uranium plates that had been obtained for exponential columns, there was the opportunity to extend this concentration range to an appreciably lower value. One problem of interest in a lower-concentration assembly is deviation from $m_c = \text{const } c^{-1.7}$, the constant-power relation between critical mass of uranium and U^{235} concentration that holds above 29% U^{235} . Also useful is the degree to which the neutron spectrum is degraded with increased U^{238} content.

Description

The metal critical assembly with a core of 16-1/4% average U^{235} concentration and 3 inch normal uranium reflector is a cylinder (Fig. 1, schematic) made up of discs of natural uranium 1.5 cm thick by 15 inches in diameter, discs of oralloy (93.4% U^{235}) 0.3 cm thick by 15 inches in diameter, and natural uranium reflector rings around the cylindrical surface of the core 1.8 cm thick, 15 inches I.D., and 21 inches O.D. The top reflector section is 2.95 inches

• • • • •
•
•••••

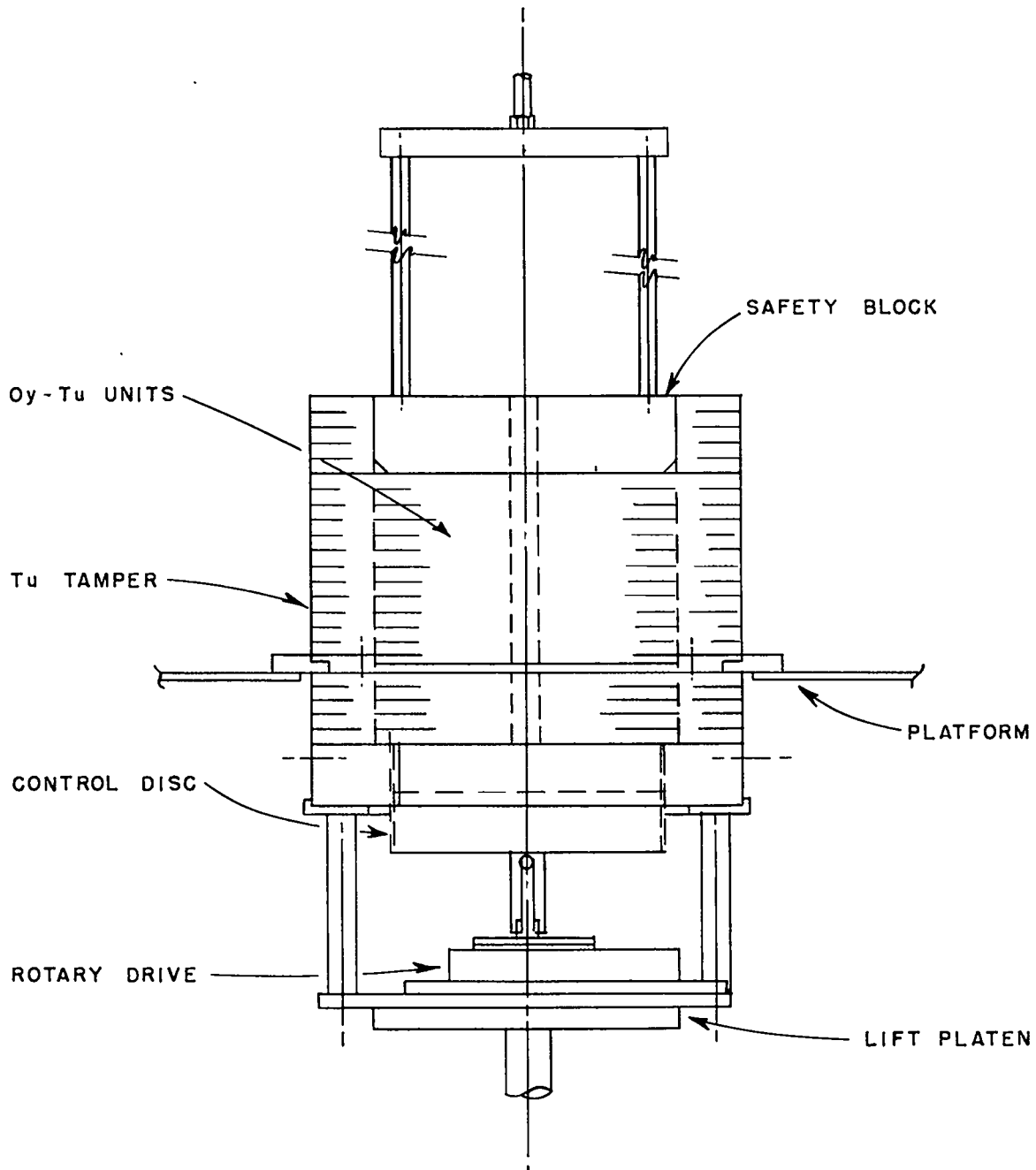



FIG. 1 Critical assembly with core composition averaging 16-1/4% U²³⁵.

•••••
•••••




thick, 21 inches in diameter, and includes a top safety block 2.95 inches thick by 15 inches in diameter. The bottom reflector section is 3 inches thick, 21 inches in diameter, and includes a control disc 3 inches thick by 12 inches in diameter. The control disc is mounted in a threaded sleeve in the bottom reflector, and is closed against the bottom of the core for control.

The assembly consists of two major parts with the top portion mounted on a fixed platform, and the bottom section mounted on a hydraulic cylinder. Safety is assured by interlocks and scram systems which prevent the assembly of a supercritical configuration, and automatically disassemble the machine by lifting the top safety block and dropping the bottom section of the assembly. An axial "glory-hole" 1.5 inches in diameter extends through the top portion of the assembly, and a radial "glory-hole" 1/2 x 1/2 inch in cross section extends from the vertical axis to the surface. Both glory holes have fillers available which allow the insertion of 1/2 inch cylindrical fission chambers or 1/2 inch diameter foil detectors.

Critical Mass

Critical mass for the reflected 16-1/4% assembly was estimated from multiplication measurements and delayed critical operation with "clean" configuration as $m_c = 692 \pm 4$ kg



.
 : : : : :
 : : : : :
 : : : : :
 : : : : :

for $\rho = 18.7_5 \text{ gm/cm}^3$. Before estimates of m_c for a bare, spherical 16-1/4% geometry could be made, it was necessary to determine values for the effective extrapolation length of the reflected system (beyond the core surface) and for the extrapolation length of a bare 16-1/4% sphere.

Experimental fission rate distributions for U^{235} , U^{238} , and Np^{237} detectors indicated an effective extrapolation length of 2.70 inches $\pm 5\%$ for the reflected assembly. A calculation by Hansen, made by determining the effective buckling value (B^2) for a 3 inch natural uranium reflector on a 16-1/4% core, subtracting the axial component, and obtaining the effective radial extrapolation length, gives a value of 2.7 inches, in agreement with the experimental results. Using this value, the measured critical height, and critical radius, a B^2 of 0.0135_3 cm^{-2} was obtained. From the relation $B_{\text{sphere}}^2 = \pi^2/R_c^2$, a value of R_c ($r_c + \text{extrapolation length}$) equal to 27.01 cm was obtained.

Extrapolation lengths for 0.7%, 4.2%, 9.2%, and 94.5% concentrations (unreflected) were calculated from equilibrium spectra furnished by LASL Group T-4, cross sections from W-2-577, ⁽²⁾ and the relation:

$$\text{Extrapolation length} = \frac{0.71\lambda_{tr}}{1 + \frac{(\nu-1)\sigma_f - \sigma_c}{\sigma_{tr}}}$$

: : : : :
 : : : : :
 : : : : :
 : : : : :

.
 : : : : :
 : : : : :
 : : : : :

the form

$$\Delta k = 100 \sum_i \frac{a_i}{1 + (T/\tau_i)}$$

where a_i and τ_i represent the relative abundance and the mean life of the i^{th} group of delayed neutrons, and T is the pile period. The a_i 's and τ_i 's were weighted for a 16-1/4% U^{235} concentration, using delayed neutron abundances and mean lives for U^{235} and U^{238} as reported by Keepin and Wimett. (3) A plot of "cents" vs control disc inches is shown in Fig. 2.

Rossi Alpha

A measurement of Rossi alpha at delayed critical was made by the statistical method described in LA-744. (4) A value of $-a_{dc} = 1.75 \times 10^5 \pm 5\% \text{ sec}^{-1}$ was obtained.

The relation for fraction of delayed neutrons

$$(f \Sigma_f)_{16-1/4\%} = (f \Sigma_f)_{U^{235}} + (f \Sigma_f)_{U^{238}}$$

reduces to

$$f(16-1/4\%) = f(U^{235})$$

$$+ \frac{[f(U^{238}) - f(U^{235})] [\sigma_f(U^{238})/\sigma_f(U^{235})] [N(U^{238})/N(U^{235})]}{1 + [\sigma_f(U^{238})/\sigma_f(U^{235})] [N(U^{238})/N(U^{235})]}$$

where Σ and N denote, respectively, macroscopic cross section

12
 : : : : :
 : : : : :
 : : : : :

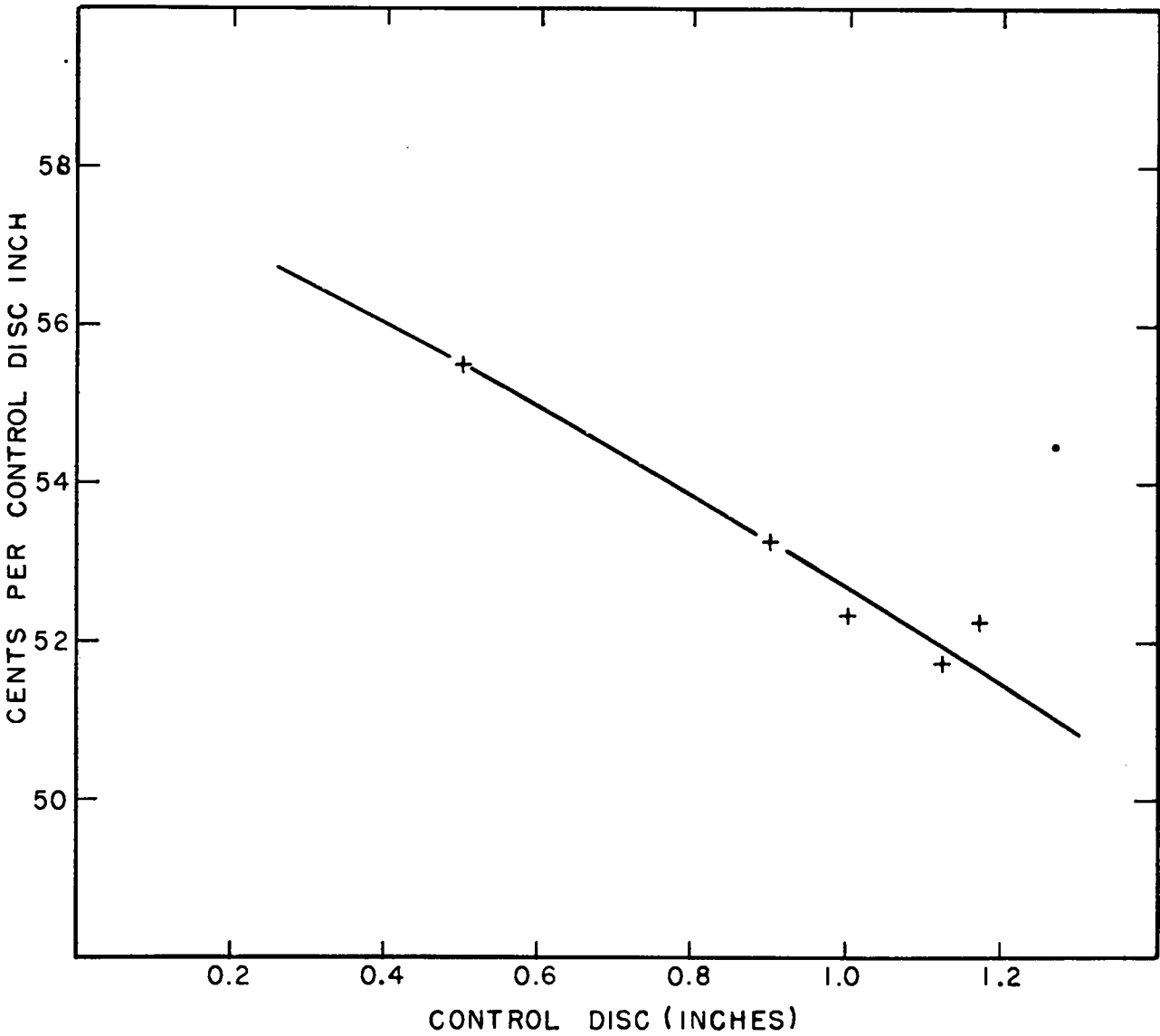




FIG. 2 Control disc calibration (from positive pile periods).



.
 : : : : :
 : : : : :
 : : : : :

and atomic proportion in the 16-1/4% material. Using Keepin-Wimett values for $f(U^{235})$ and $f(U^{238})$ (3) and the observed fission cross section ratio, one obtains the value $f(16-1/4\%) = 0.0091$. A two-group estimate in which the low-energy group characterizes delayed neutrons gives for γ , the relative effectiveness of delayed neutrons, about 0.89 or $\gamma f(16-1/4\%) \sim 0.0081$. Taking $\Delta a / \Delta k = -a_{dc} / \gamma f$, this gives $\Delta a / \Delta k = 2.1_6 \times 10^7 \text{ sec}^{-1}$. According to an extrapolated end-point calculation by Hansen, the value for a bare system would be 13% greater or $(\Delta a / \Delta k)_{\text{bare}} = 2.4_4 \times 10^7 \text{ sec}^{-1}$.

Reactivity Contributions of Various Materials

The reactivity change when a central void was filled with a sample has been determined for a limited number of elements. Results are listed in Table I, as Δk_{obs} ($\ell/\text{gm atom}$) observed, Δk_0 ($\ell/\text{gm atom}$) corrected for sample size and density, and as apparent absorption cross sections, σ_a . All values of σ_a are relative to $\sigma_a(0y)$ taken as -1.83 barns, the value of $[(\nu - 1)\sigma_f - \sigma_c]_{0y}$. The necessary cross sections were obtained as described in the section dealing with critical mass. The sample size correction used was

$$\Delta k_0 = \frac{\Delta k_{\text{obs}}}{1 - (3/4)R\sigma_a},$$

where R is the radius of an equivalent sphere and σ_a is in units of cm^{-1} . (5)

. . . 14 . . .
 : : : : :
 : : : : :


15

TABLE I.
REACTIVITY CONTRIBUTIONS OF VARIOUS
MATERIALS IN CENTRAL CAVITY

Element	Δk_{obs} (ℓ /gm atom)	Δk_0 (ℓ /gm atom)	σ_a (barns)
Oy (93.7%)	+34.9 \pm 0.9	+32.8	-1.83
Tu	- 1.3 \pm 0.2	- 1.3	+0.07 ₀
Li ₂ ⁶ SO ₄	-26.8 \pm 1.5 (ℓ /mole)	-27.0	+1.51
B ¹⁰ (~85%)	-14.7 \pm 0.3	-15.6	+0.87
Au	- 4.1 \pm 0.4	- 4.1	+0.23
W	- 2.5 \pm 0.3	- 2.5	+0.14

15

15

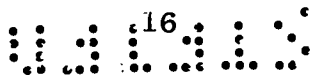


Fission Rate Distributions

Both axial and radial distributions for fission rates of U^{235} , U^{238} , and Np^{237} were obtained using multiple foil, high resolution fission counters. A high resolution spiral fission counter containing U^{235} was used as an external monitor. Data were taken by the methods described in LA-1669.⁽⁶⁾ The relative fission rate distributions are shown in Figs. 3 and 4, and are plotted with the Bessel function $J_0(0.236 \text{ in.}^{-1} r)$ and with $\cos(0.163 \text{ in.}^{-1} h)$. It should be noted that while the value of the argument of the Bessel function plotted leads to an effective extrapolation length in agreement with the calculated value, the argument of the cosine does not (2.7 inches calculated vs 3.3 inches experimental). This disagreement is attributed to the fact that the axial glory hole was empty above the chamber except for one Tu-Oy unit, and to the asymmetry of the core structure. The value of the extrapolation length obtained from the radial distributions is considered most reliable, since the assembly had full glory holes, and the asymmetry of the core would have little effect.

Structural Effects

Structural effects were measured by the " U^{238} foil catcher X-ray film" technique described in LA-1487.⁽⁷⁾



.

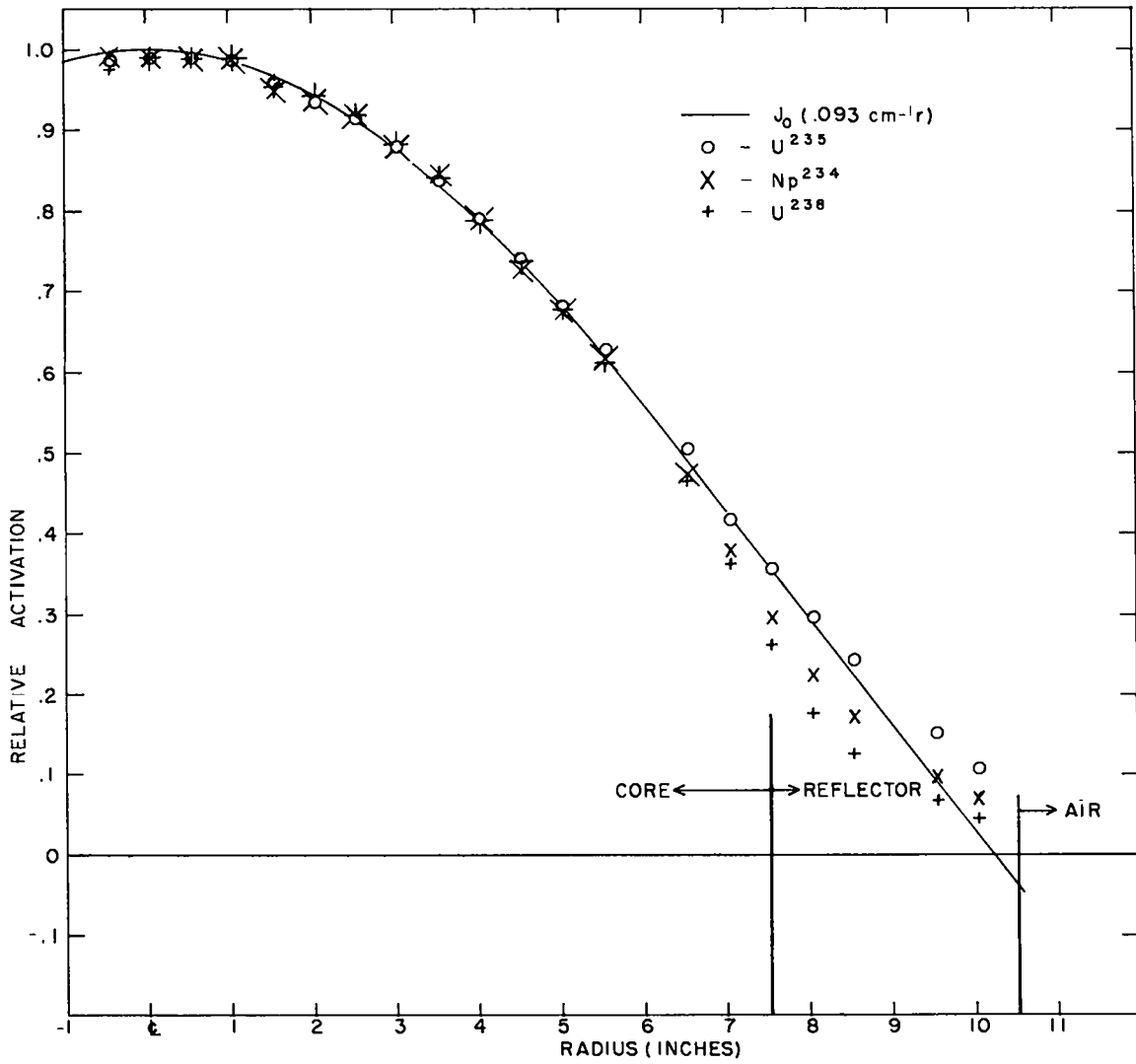


FIG. 3 Radial fission-rate distributions on median plane.

17

U.S. GOVERNMENT PRINTING OFFICE
1964 O 567-774

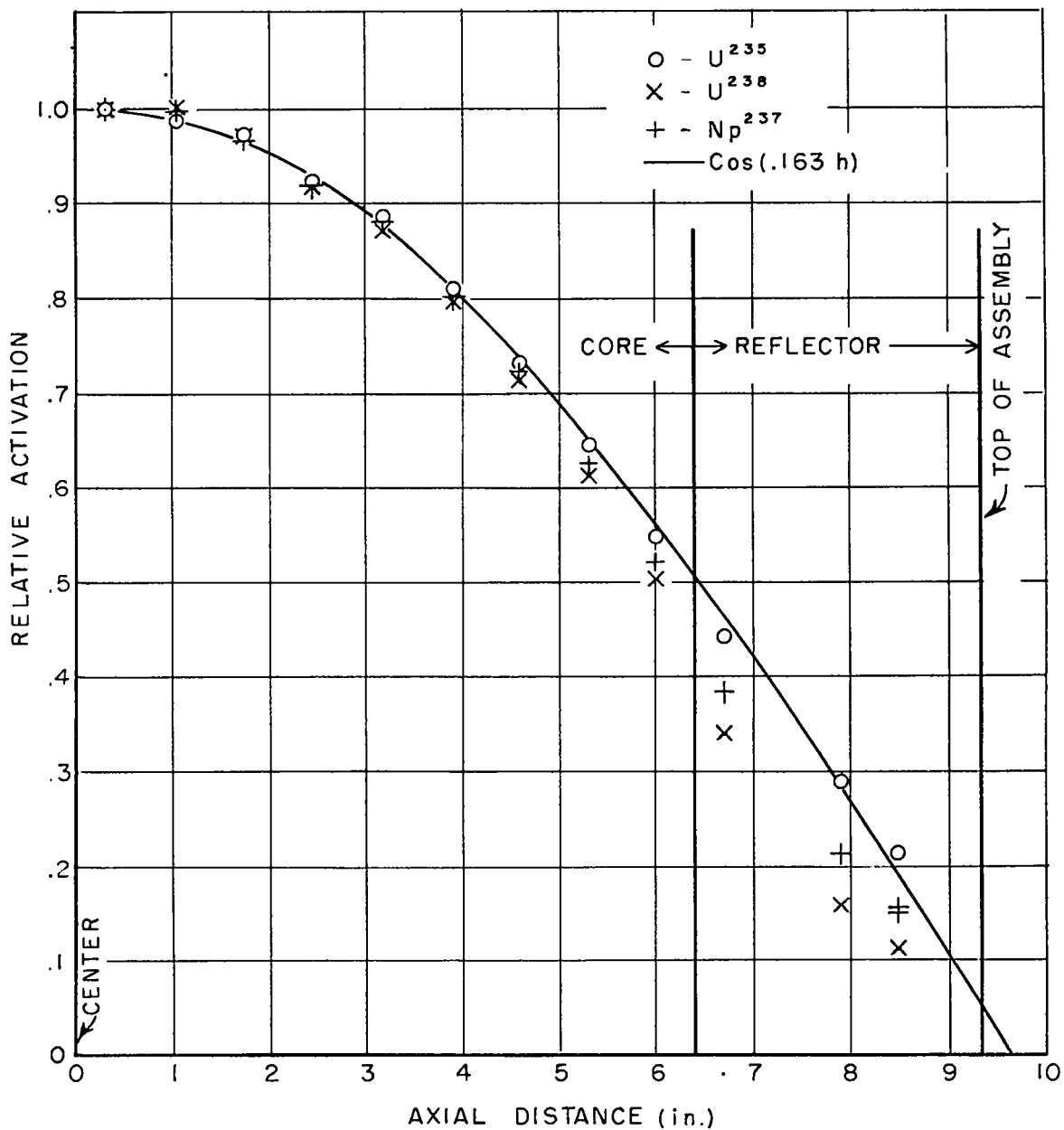



FIG. 4 Axial fission-rate distributions (detectors imbedded in Tu).

U.S. GOVERNMENT PRINTING OFFICE
1964 O 567-774



Results of the measurements were used to obtain the structural effect corrections for spectral indices described in the next section. A curve of the relative U^{238} activation obtained is shown in Fig. 5. As the U^{235} foil activation curve does not reflect core inhomogeneity, the influence of structure on critical mass should be small. According to an independent estimate by Hansen, the critical mass of a homogeneous system would be about 1% greater than that observed.

Spectral Indices

Ratios of $\sigma_f(U^{235})/\sigma_f(U^{238})$ were obtained by fission counting, gamma counting of irradiated foils, and radiochemistry (LASL Group J-11). Ratios of $\sigma_f(Np^{237})/\sigma_f(U^{238})$ were obtained by fission counting. The ratios from fission counting were obtained simultaneously with the fission rate distributions, using the same multiple foil chamber. Relative ratios as functions of radius and height (not corrected for structure) are shown in Figs. 6 and 7.

The structural correction for spectral indices was obtained as follows: the ratio of $\sigma_f(U^{235})/\sigma_f(U^{238})$ measured at a known position in a unit, the measured axial distribution (U^{235}), and the U^{238} relative fission rate over a unit as obtained from photographic measurements were used to obtain an average value for $\sigma_f(U^{235})/\sigma_f(U^{238})$ in a unit. Since

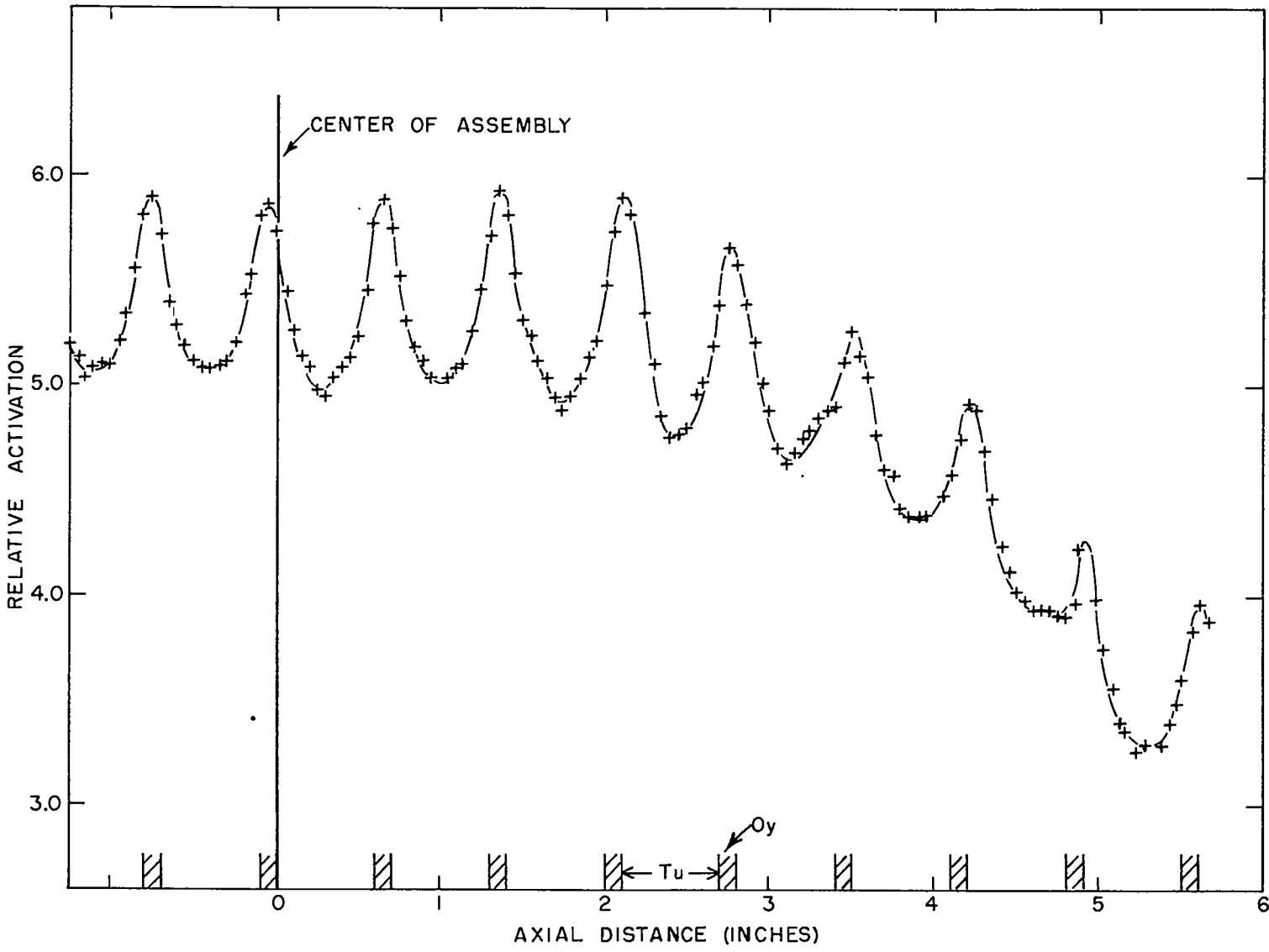




FIG. 5 Detailed axial U^{238} fission-rate distribution showing effect of structure.



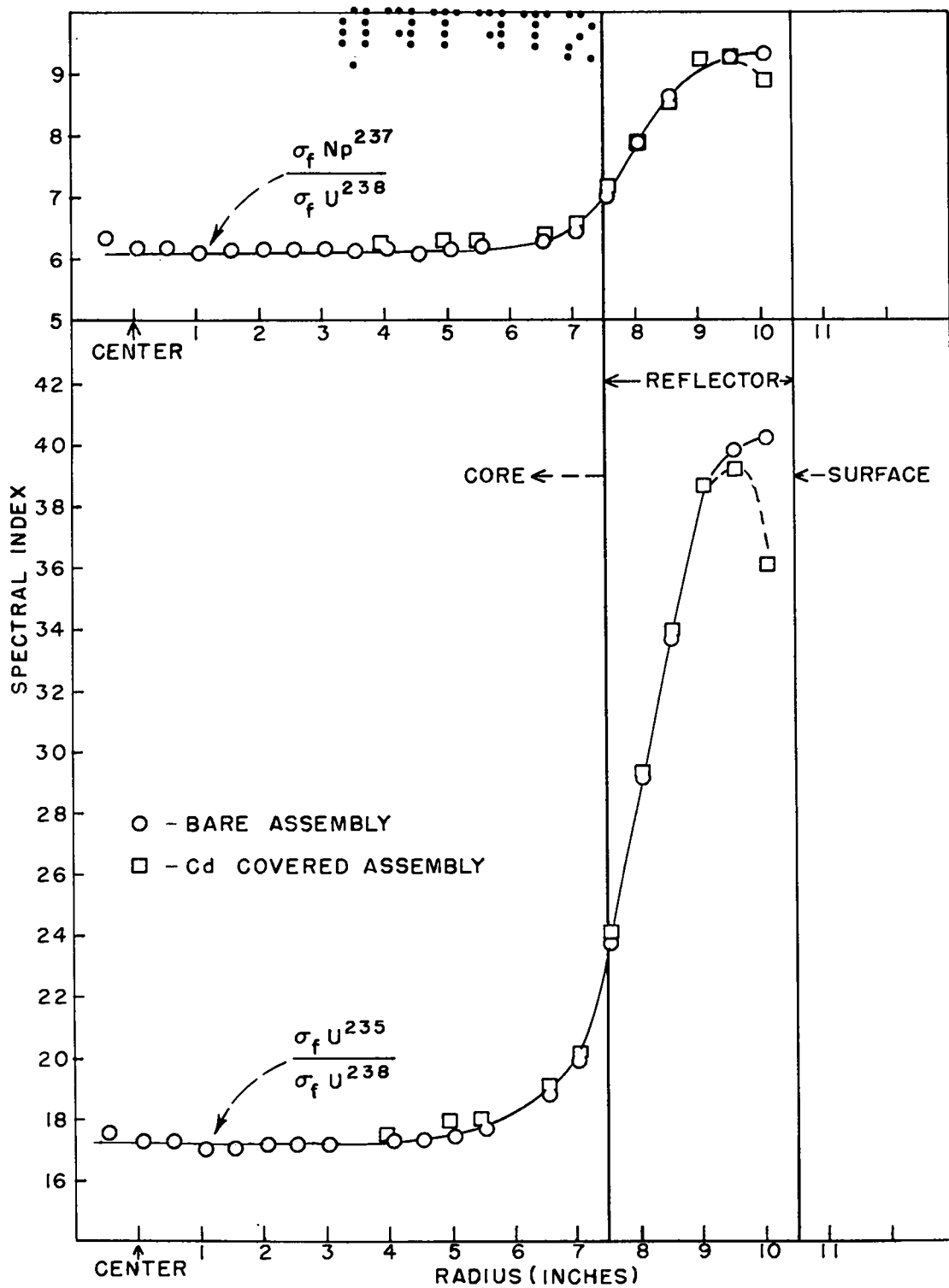


FIG. 6 Spectral indices on median plane as functions of radius.

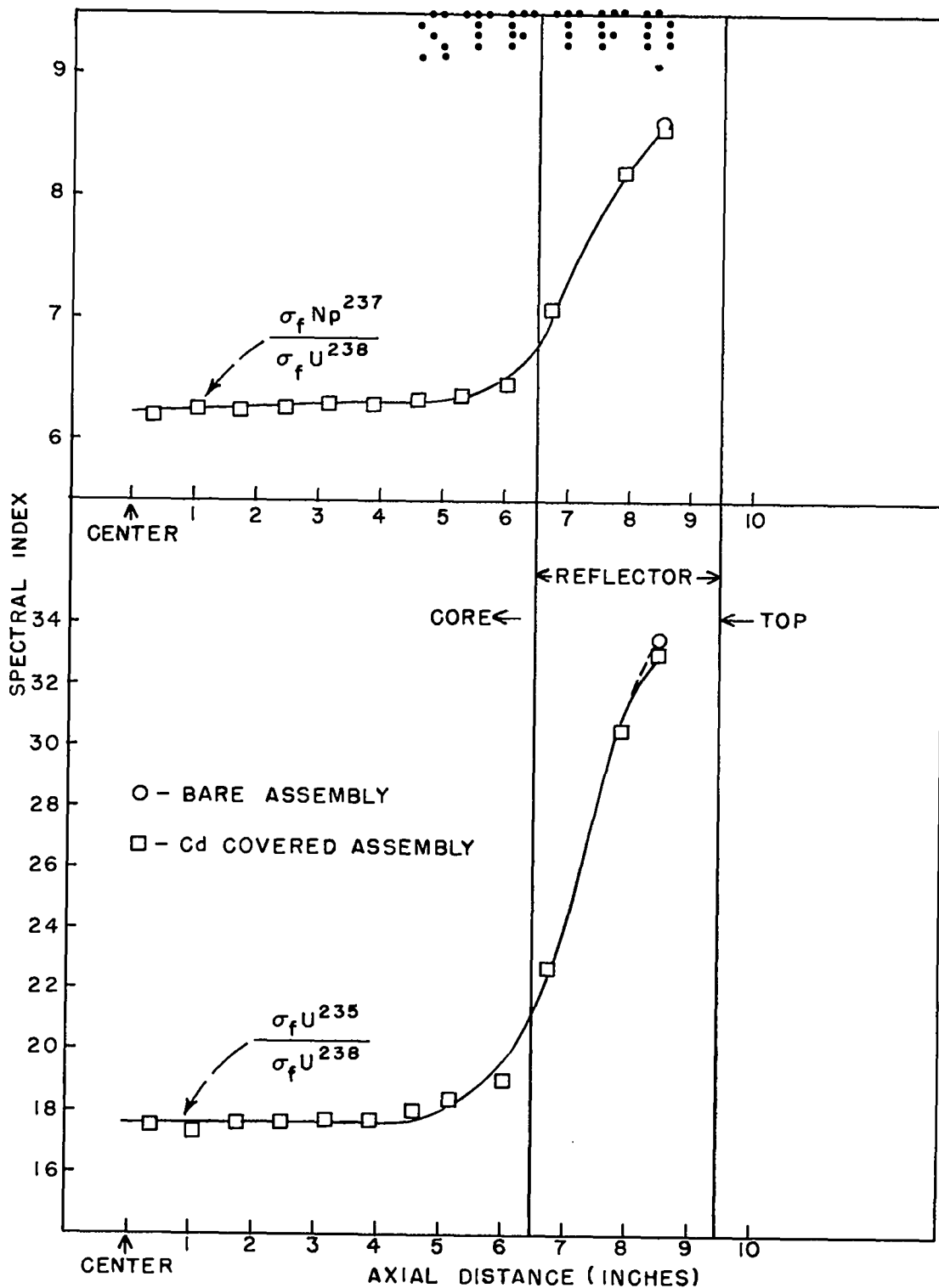



FIG. 7 Spectral indices as function of axial position (detectors imbedded in Tu).

22



the positions of the foils for γ -counting and radiochemistry were known in a unit, they could then be corrected. The correction for $\sigma_f(\text{Np}^{237})/\sigma_f(\text{U}^{238})$ is assumed to be half that for $\sigma_f(\text{U}^{235})/\sigma_f(\text{U}^{238})$, varying as the average cross sections for inelastic scattering through the U^{238} and Np^{237} thresholds. Corrected central values averaged over a structural unit are given in Table II. Adjustments to a bare assembly are expected to increase $\sigma_f(\text{U}^{235})/\sigma_f(\text{U}^{238})$ a few percent and to affect $\sigma_f(\text{Np}^{237})/\sigma_f(\text{U}^{238})$ by less than 1%.

TABLE II.

CENTRAL SPECTRAL INDICES AVERAGED OVER A STRUCTURAL UNIT

<u>Spectral Index</u>	<u>Method</u>	<u>Value</u>
$\sigma_f(\text{U}^{235})/\sigma_f(\text{U}^{238})$	γ -counting	20.4 \pm 10%
	Radiochemistry	17.0 \pm 5%
	Fission counting	18.2 \pm 5%
$\sigma_f(\text{Np}^{237})/\sigma_f(\text{U}^{238})$	Fission counting	6.27 \pm 5%

Correlations with Data for Bare Assemblies at Higher U^{235} Concentrations

Values of critical mass, $\Delta\alpha/\Delta k$, and spectral indices which apply to a bare, homogeneous sphere at 16-1/4% U^{235} may be used to extend previously reported relations between



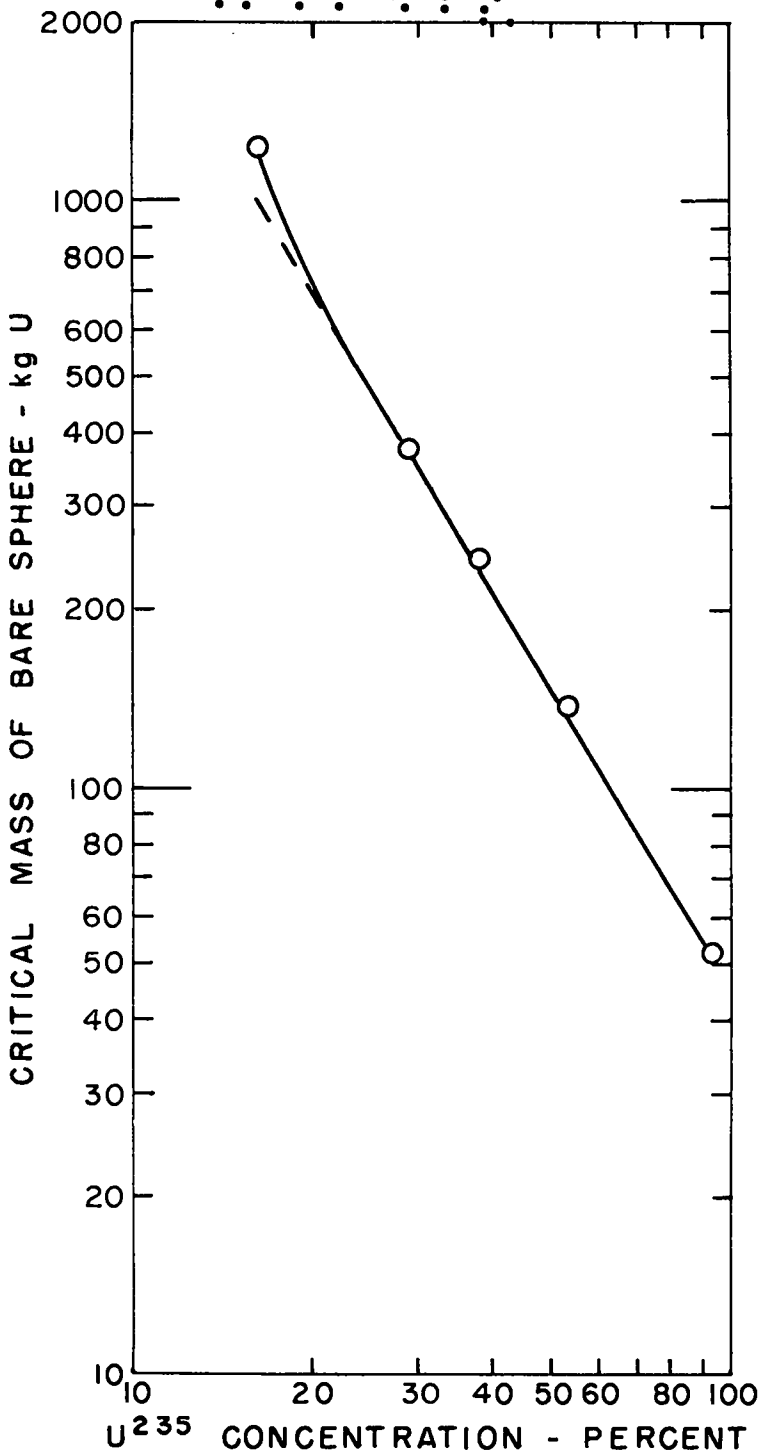


FIG. 8 Critical masses of bare uranium spheres at various U²³⁵ concentrations.

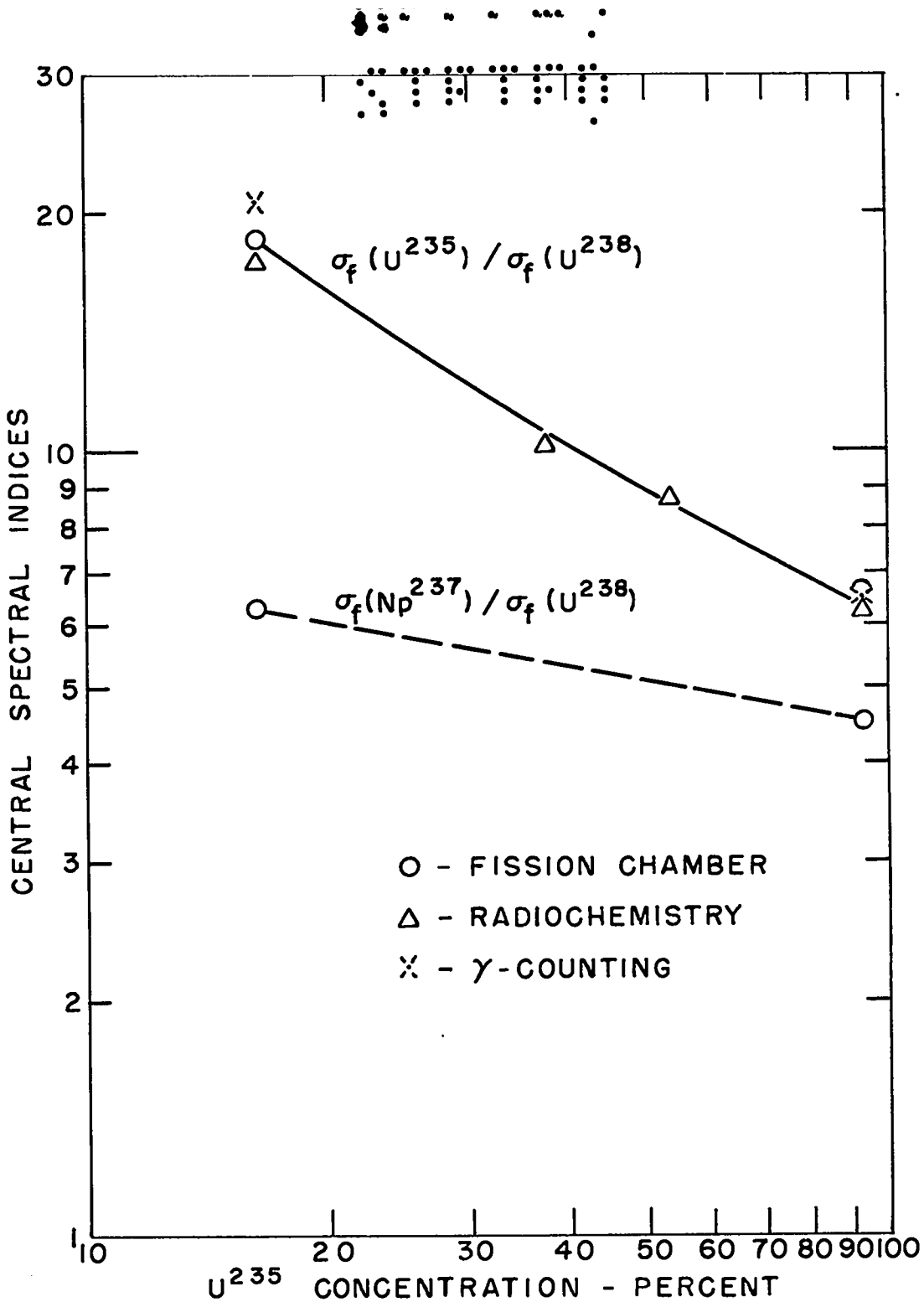


FIG. 9 Central spectral indices of bare uranium spheres as functions of U²³⁵ concentration.

07777

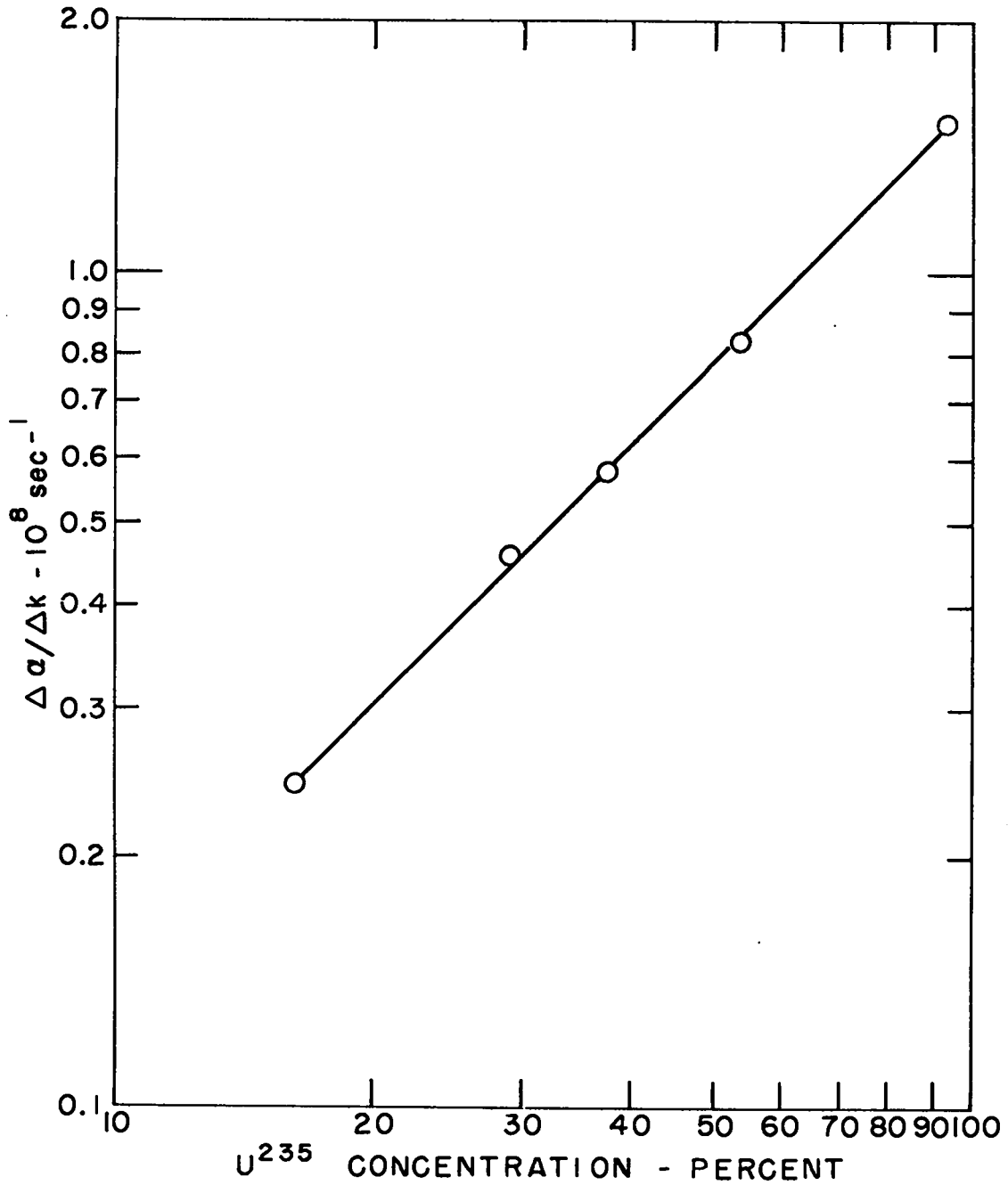



FIG. 10 $\Delta\alpha/\Delta k$ (reciprocal neutron mean life) for bare uranium spheres vs U²³⁵ concentration.


07777²⁷

07777



REFERENCES

1. H. C. Paxton, "Bare Critical Assemblies of Oralloy at Intermediate Concentrations of U-235," Los Alamos Scientific Laboratory Report LA-1671, May 1954.
2. L. B. Engle and G. E. Hansen, "A Test Set of Six Group Cross Sections," Internal Los Alamos Scientific Laboratory Report W-2-577, April 1954.
3. G. R. Keepin and T. F. Wimett, "Delayed Neutrons," Paper 831, Proceedings of the International Conference on the Peaceful Uses of Atomic Energy, Vol. 4, p. 162, United Nations, New York, 1956.
4. J. D. Orndoff and C. W. Johnstone, "Time Scale Measurements by the Rossi Method," Los Alamos Scientific Laboratory Report LA-744, November 1949.
5. G. E. Hansen and C. Maier, "Material Replacement Experiments: Theory and Measurements for the Lady Godiva Assembly," Los Alamos Scientific Laboratory Report LA-1525, April 1953.
6. G. A. Cowan, "Collected Reports on Fission Cross Section of U^{237} in Thermal Neutron, Intermediate Neutron, and Degraded Fission Neutron Spectra," Los Alamos Scientific Laboratory Report LA-1669, January 1955.
7. D. S. Young, "Neutron Distribution Measurements at Pajarito by Means of Photographic Emulsions," Los Alamos Scientific Laboratory Report LA-1487, May 1952.



UNCLASSIFIED

~~CONFIDENTIAL~~

UNCLASSIFIED

~~RESTRICTED DATA~~

This document contains restricted information as defined in the Atomic Energy Act of 1954. Its transmittal on ~~is restricted to authorized personnel only.~~

~~CONFIDENTIAL~~